

Double-level terminal block - UKKB 10 - 2772077

Please be informed that the data shown in this PDF Document is generated from our Online Catalog. Please find the complete data in the user's documentation. Our General Terms of Use for Downloads are valid (<http://phoenixcontact.com/download>)




Double-level terminal block, Cross section: 0.5 mm² - 16 mm², AWG: 20 - 6, Connection type: Screw connection, Width: 10.2 mm, Color: gray, Mounting type: NS 35/7,5, NS 35/15, NS 32

Product Features

- Design width of just 10.2 mm



Key Commercial Data

Packing unit	1 pc
GTIN	 4 017918 068240
Weight per Piece (excluding packing)	43.9 g
Custom tariff number	85369010
Country of origin	Turkey

Technical data

General

Number of levels	2
Number of connections	4
Nominal cross section	10 mm ²
Color	gray
Insulating material	PA
Flammability rating according to UL 94	V0
Rated surge voltage	6 kV
Degree of pollution	3
Overvoltage category	III
Insulating material group	I
Connection in acc. with standard	IEC 60947-7-1

Double-level terminal block - UKKB 10 - 2772077

Technical data

General

Nominal current I_N	57 A
Maximum load current	76 A (with 16 mm ² conductor cross section)
Nominal voltage U_N	500 V
Connection in acc. with standard	IEC 60947-7-1
Nominal current I_N (upper level)	57 A
Maximum load current (upper level)	76 A (with 16 mm ² conductor cross section)
Open side panel	Yes
Shock protection test specification	DIN EN 50274 (VDE 0660-514):2002-11
Back of the hand protection	guaranteed
Finger protection	guaranteed
Result of surge voltage test	Test passed
Surge voltage test setpoint	7.3 kV
Result of power-frequency withstand voltage test	Test passed
Power frequency withstand voltage setpoint	1.89 kV
Checking the mechanical stability of terminal points (5 x conductor connection)	Test passed
Result of bending test	Test passed
Bending test rotation speed	10 rpm
Bending test turns	135
Bending test conductor cross section/weight	0.5 mm ² / 0.3 kg
	10 mm ² / 2 kg
	16 mm ² / 2.9 kg
Tensile test result	Test passed
Conductor cross section tensile test	0.5 mm ²
Tractive force setpoint	20 N
Conductor cross section tensile test	10 mm ²
Tractive force setpoint	90 N
Conductor cross section tensile test	16 mm ²
Tractive force setpoint	100 N
Result of tight fit on support	Test passed
Tight fit on carrier	NS 35/NS 32
Setpoint	5 N
Result of voltage-drop test	Test passed
Requirements, voltage drop	≤ 3.2 mV
Result of temperature-rise test	Test passed
Short circuit stability result	Test passed
Conductor cross section short circuit testing	10 mm ²

Double-level terminal block - UKKB 10 - 2772077

Technical data

General

Short-time current	1.2 kA
Conductor cross section short circuit testing	16 mm ²
Short-time current	1.92 kA
Result of thermal test	Test passed
Proof of thermal characteristics (needle flame) effective duration	30 s
Relative insulation material temperature index (Elec.; UL 746 B)	130 °C
Temperature index of insulation material (DIN EN 60216-1 (VDE 0304-21))	130 °C
Static insulating material application in cold	-60 °C

Dimensions

Width	10.2 mm
Length	77.5 mm
Height NS 35/7,5	73 mm
Height NS 35/15	80.5 mm
Height NS 32	78 mm

Connection data

Connection method	Screw connection
Conductor cross section solid min.	0.5 mm ²
Conductor cross section solid max.	16 mm ²
Conductor cross section flexible min.	0.5 mm ²
Conductor cross section flexible max.	10 mm ²
Conductor cross section AWG min.	20
Conductor cross section AWG max.	6
Conductor cross section flexible, with ferrule without plastic sleeve min.	0.5 mm ²
Conductor cross section flexible, with ferrule without plastic sleeve max.	10 mm ²
Conductor cross section flexible, with ferrule with plastic sleeve min.	0.5 mm ²
Conductor cross section flexible, with ferrule with plastic sleeve max.	6 mm ²
2 conductors with same cross section, solid min.	0.5 mm ²
2 conductors with same cross section, solid max.	6 mm ²
2 conductors with same cross section, stranded min.	0.5 mm ²
2 conductors with same cross section, stranded max.	4 mm ²
2 conductors with same cross section, stranded, ferrules without plastic sleeve, min.	0.5 mm ²
2 conductors with same cross section, stranded, ferrules without plastic sleeve, max.	6 mm ²
2 conductors with same cross section, stranded, TWIN ferrules with plastic sleeve, min.	0.5 mm ²
2 conductors with same cross section, stranded, TWIN ferrules with plastic sleeve, max.	6 mm ²

Double-level terminal block - UKKB 10 - 2772077

Technical data

Connection data

Stripping length	11 mm
Internal cylindrical gage	B6
Screw thread	M4
Tightening torque, min	1.5 Nm
Tightening torque max	1.8 Nm
Conductor cross section solid min.	0.5 mm ²
Conductor cross section solid max.	16 mm ²
Conductor cross section flexible min.	0.5 mm ²
Conductor cross section flexible max.	10 mm ²
Conductor cross section AWG min.	20
Conductor cross section AWG max.	6
Conductor cross section flexible, with ferrule without plastic sleeve min.	0.5 mm ²
Conductor cross section flexible, with ferrule without plastic sleeve max.	10 mm ²
Conductor cross section flexible, with ferrule with plastic sleeve min.	0.5 mm ²
Conductor cross section flexible, with ferrule with plastic sleeve max.	6 mm ²
2 conductors with same cross section, solid min.	0.5 mm ²
2 conductors with same cross section, solid max.	6 mm ²
2 conductors with same cross section, stranded min.	0.5 mm ²
2 conductors with same cross section, stranded max.	4 mm ²
2 conductors with same cross section, stranded, ferrules without plastic sleeve, min.	0.5 mm ²
2 conductors with same cross section, stranded, ferrules without plastic sleeve, max.	6 mm ²
2 conductors with same cross section, stranded, TWIN ferrules with plastic sleeve, min.	0.5 mm ²
2 conductors with same cross section, stranded, TWIN ferrules with plastic sleeve, max.	6 mm ²
Stripping length	11 mm
Screw thread	M4
Tightening torque, min	1.5 Nm
Tightening torque max	1.8 Nm

Standards and Regulations

Connection in acc. with standard	CSA
	IEC 60947-7-1
	IEC 60947-7-1
Flammability rating according to UL 94	V0

Double-level terminal block - UKKB 10 - 2772077

Classifications

eCl@ss

eCl@ss 4.0	27141118
eCl@ss 4.1	27141118
eCl@ss 5.0	27141118
eCl@ss 5.1	27141118
eCl@ss 6.0	27141120
eCl@ss 7.0	27141120
eCl@ss 8.0	27141120
eCl@ss 9.0	27141120

ETIM

ETIM 2.0	EC000897
ETIM 3.0	EC000897
ETIM 4.0	EC000897
ETIM 5.0	EC000897

UNSPSC

UNSPSC 6.01	30211811
UNSPSC 7.0901	39121410
UNSPSC 11	39121410
UNSPSC 12.01	39121410
UNSPSC 13.2	39121410

Approvals

Approvals

Approvals

CSA / UL Recognized / KEMA-KEUR / cUL Recognized / PRS / EAC / EAC / IECEE CB Scheme / cULus Recognized


Ex Approvals


Approvals submitted


Approval details


Double-level terminal block - UKKB 10 - 2772077

Approvals

CSA 	
mm ² /AWG/kcmil	24-6
Nominal current I _N	65 A
Nominal voltage U _N	300 V

UL Recognized 		
	B	C
mm ² /AWG/kcmil	24-6	24-6
Nominal current I _N	65 A	65 A
Nominal voltage U _N	600 V	600 V

KEMA-KEUR 	
mm ² /AWG/kcmil	10
Nominal voltage U _N	500 V

cUL Recognized 		
	B	C
mm ² /AWG/kcmil	24-6	24-6
Nominal current I _N	65 A	65 A
Nominal voltage U _N	600 V	600 V

PRS


EAC

EAC

Double-level terminal block - UKKB 10 - 2772077

Approvals

IECEE CB Scheme	
mm ² /AWG/kcmil	10
Nominal voltage UN	500 V



Drawings

Circuit diagram

