

FO converters - PSI-MOS-PROFIB/FO 850 E - 2708274

Please be informed that the data shown in this PDF Document is generated from our Online Catalog. Please find the complete data in the user's documentation. Our General Terms of Use for Downloads are valid (<http://phoenixcontact.com/download>)



FO converter with integrated optical diagnostics, alarm contact, for PROFIBUS up to 12 Mbps, terminal device with one FO interface (BFOC), 850 nm, for PCF/fiberglass cable (multimode)

Product Features

- Connections can be plugged in using a COMBICON screw terminal block
- Can be combined with the PSI copper repeater in a modular way using DIN rail connectors
- Supply voltage and data signals routed through via DIN rail connectors
- Automatic data rate detection or fixed data rate setting via DIP switches
- High-quality electrical isolation between all interfaces (PROFIBUS // fiber optic ports // power supply // DIN rail connector)
- Redundant power supply possible by means of optional system power supply unit
- Approved for use in zone 2
- Integrated optical diagnostics for continuous monitoring of fiber optic paths
- Intrinsically safe fiber optic interface (Ex op is) for direct connection to devices in zone 1
- Floating switch contact for leading alarm generation in relation to critical fiber optic paths
- Suitable for all data rates up to 12 Mbps
- Bit retiming for any cascading depth



Key Commercial Data

Packing unit	1 pc
Weight per Piece (excluding packing)	260.0 g
Custom tariff number	85176200
Country of origin	Germany

Technical data

Note

FO converters - PSI-MOS-PROFIB/FO 850 E - 2708274

Technical data

Note

Utilization restriction	EMC: class A product, see manufacturer's declaration in the download area
-------------------------	---

Dimensions

Width	35 mm
Height	99 mm
Depth	106 mm

Ambient conditions

Ambient temperature (operation)	-20 °C ... 60 °C
Ambient temperature (storage/transport)	-40 °C ... 85 °C
Permissible humidity (operation)	30 % ... 95 % (non-condensing)
Altitude	5000 m (For restrictions see manufacturer's declaration)
Degree of protection	IP20
Noise immunity	EN 61000-6-2:2005

General

Bit delay	≤ 1 Bit
Bit distortion, input	± 35 % (permitted)
Bit distortion, output	< 6.25 %
Electrical isolation	VCC // RS-485
Test voltage data interface/power supply	1.5 kV _{rms} (50 Hz, 1 min.)
Electromagnetic compatibility	Conformance with EMC Directive 2004/108/EC (valid until 19.04.2016) / 2014/30/EU (valid from 20.04.2016)
Noise emission	EN 55011
Net weight	250 g
Housing material	PA 6.6-FR
Color	green
MTBF	252 Years (Telcordia standard, 25°C temperature, 21% operating cycle (5 days a week, 8 hours a day))
	42 Years (Telcordia standard, 40°C temperature, 34.25% operating cycle (5 days a week, 12 hours a day))
MTTF	247 Years (SN 29500 standard, temperature 25°C, operating cycle 21 % (5 days a week, 8 hours a day))
	200 Years (SN 29500 standard, temperature 40 °C, operating cycle 34.25 % (5 days a week, 12 hours a day))
	130 Years (SN 29500 standard, temperature 40°C, operating cycle 100 % (7 days a week, 24 hours a day))
Conformance	CE-compliant
ATEX	# II 3 G Ex nAC IIC T4 X (Please follow the special installation instructions in the documentation!)

FO converters - PSI-MOS-PROFIB/FO 850 E - 2708274

Technical data

General

	# II (2) GD [Ex op is] IIC (PTB 06 ATEX 2042 U) (Please follow the special installation instructions in the documentation!)
UL, USA / Canada	Class I, Zone 2, AEx nc IIC T5
	Class I, zone 2, Ex nC nL IIC T5 X
	Class I, Div. 2, Groups A, B, C, D

Power supply

Nominal supply voltage	24 V DC (With UL approval)
Supply voltage range	18 V DC ... 30 V DC
Max. current consumption	130 mA
Typical current consumption	120 mA (24 V DC)
Connection method	COMBICON plug-in screw terminal block

Serial interface

Interface 1	PROFIBUS acc. to IEC 61158, RS-485 2-wire, half duplex, automatic control
Interface	PROFIBUS
Operating mode	Semi-duplex
Connection method	D-SUB-9 female connector
File format/coding	UART (11 Bit, NRZ)
Data direction switching	Automatic control
Transmission medium	Copper
Transmission length	≤ 1200 m (depending on the data rate, with shielded, twisted pair data cable)
Conductor cross section solid min.	0.2 mm ²
Conductor cross section solid max.	2.5 mm ²
Conductor cross section flexible min.	0.2 mm ²
Conductor cross section flexible max.	2.5 mm ²
Conductor cross section AWG min.	24
Conductor cross section AWG max.	14
Serial transmission speed	≤ 12 Mbps

Optical interface FO

Transmit capacity, minimum	-4.2 dBm (200/230 μm)
	-17.8 dBm (50/125 μm)
	-14.6 dBm (62,5/125 μm)
Minimum receiver sensitivity	-30 dBm (50/125 μm)
Overrange receiver	-3 dBm (200/230 μm)
Wavelength	850 nm
Transmission length incl. 3 dB system reserve	2600 m (with F-G 50/125 2.5 dB/km)

FO converters - PSI-MOS-PROFIB/FO 850 E - 2708274

Technical data

Optical interface FO

	3300 m (with F-G 62,5/125 3.0 dB/km)
	800 m (With F-K 200/230 10 dB/km with quick mounting connector)
Transmission medium	PCF fiber
	Multi-mode fiberglass
Transmission protocol	Protocol-transparent to the RS-485 interface
Connection method	B-FOC (ST [®])

Digital outputs

Output name	Relay output
Output description	Alarm output
Number of outputs	1
Maximum switching voltage	60 V DC
	42 V AC
Limiting continuous current	0.46 A

Standards and Regulations

Electromagnetic compatibility	Conformance with EMC Directive 2004/108/EC (valid until 19.04.2016) / 2014/30/EU (valid from 20.04.2016)
Type of test	Vibration resistance in acc. with EN 60068-2-6/IEC 60068-2-6
Test result	5g, 10-150 Hz, 2.5 h, in XYZ direction
Type of test	Shock in acc. with EN 60068-2-27/IEC 60068-2-27
Test result	15g, 11 ms period, half-sine shock pulse
Shock	15g in all directions in acc. with IEC 60068-2-27
Noise emission	EN 55011
Noise immunity	EN 61000-6-2:2005
Free from substances that could impair the application of coating	according to P-VW 3.10.7 57 65 0 VW-AUDI-Seat central standard
Connection in acc. with standard	CUL
Standards/regulations	EN 61000-4-3
	EN 61000-4-4
	EN 61000-4-6
Vibration (operation)	In acc. with IEC 60068-2-6: 5g, 150 Hz
Conformance	CE-compliant
ATEX	# II 3 G Ex nAC IIC T4 X
	# II (2) GD [Ex op is] IIC (PTB 06 ATEX 2042 U)
UL, USA / Canada	Class I, Zone 2, AEx nc IIC T5
	Class I, zone 2, Ex nC nL IIC T5 X
	Class I, Div. 2, Groups A, B, C, D

FO converters - PSI-MOS-PROFIB/FO 850 E - 2708274

Classifications

eCl@ss

eCl@ss 4.0	27230207
eCl@ss 4.1	27230207
eCl@ss 5.0	27230207
eCl@ss 5.1	27230207
eCl@ss 6.0	27230207
eCl@ss 7.0	27230207
eCl@ss 8.0	19179290

ETIM

ETIM 2.0	EC001423
ETIM 3.0	EC001423
ETIM 4.0	EC001423
ETIM 5.0	EC000310

UNSPSC

UNSPSC 6.01	30211506
UNSPSC 7.0901	39121008
UNSPSC 11	39121008
UNSPSC 12.01	39121008
UNSPSC 13.2	43201553

Approvals

Approvals

Approvals

UL Recognized / cUL Recognized / DNV / EAC / EAC / cULus Recognized

Ex Approvals

ATEX / UL Listed / cUL Listed / ATEX / cULus Listed

Approvals submitted

Approval details

FO converters - PSI-MOS-PROFIB/FO 850 E - 2708274

Approvals

UL Recognized

cUL Recognized

DNV

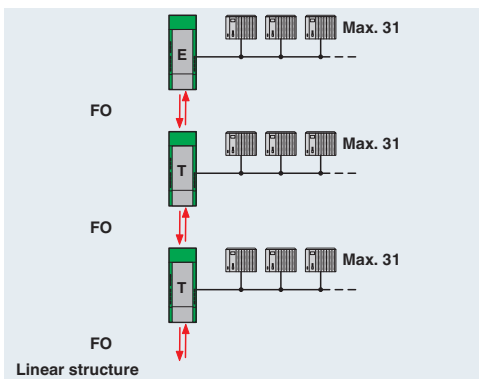
EAC

EAC

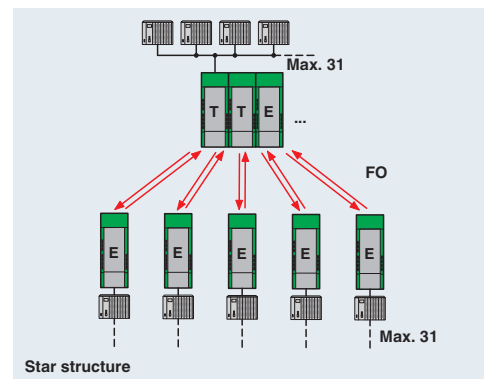
cULus Recognized

Drawings

Application drawing

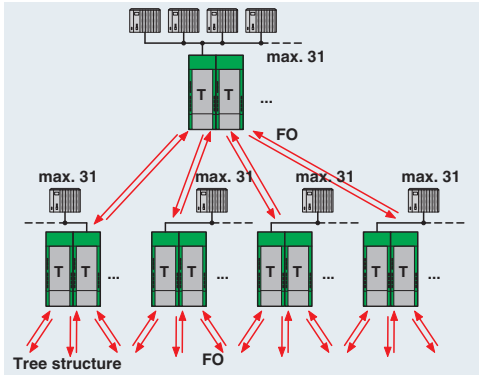


Application drawing

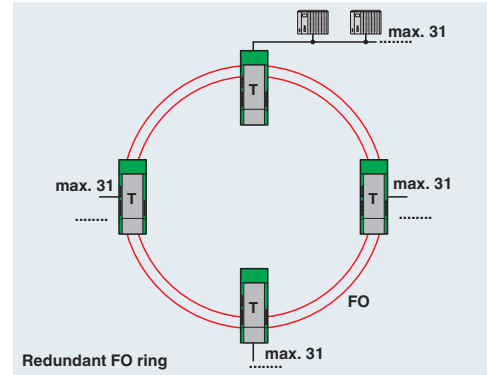


FO converters - PSI-MOS-PROFIB/FO 850 E - 2708274

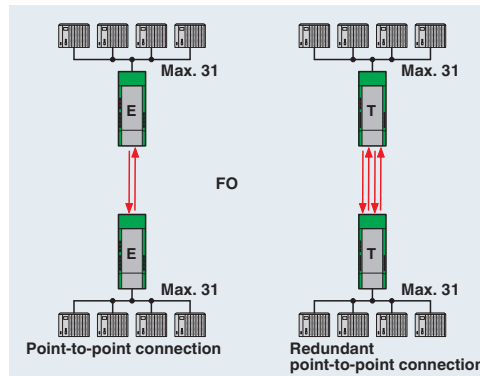
Application drawing



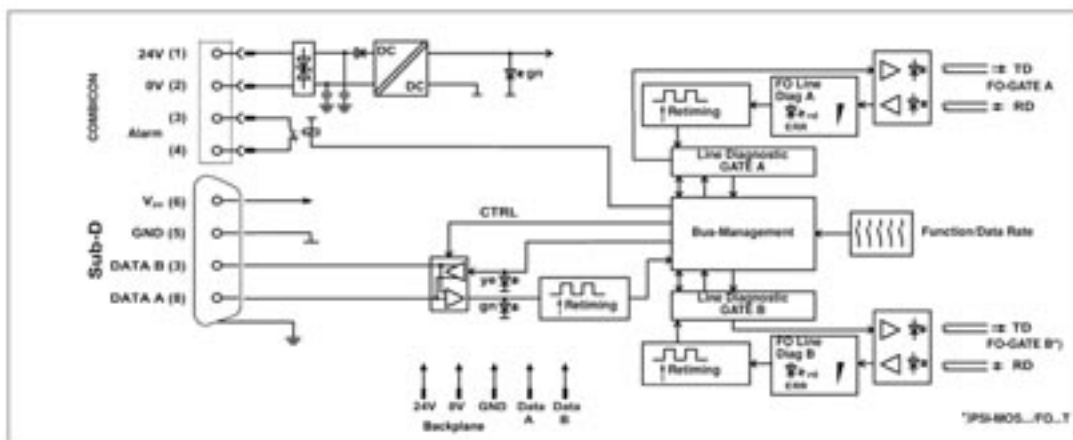
Application drawing



Application drawing



Block diagram



*) only with PSI-MOS.../FO...T

