




Connectors > PCB Connectors > Card Edge Connectors > Card Edge Power Connectors



Connector System: **Board-to-Board**

Number of Positions: **100**

Centerline (Pitch): **2.54 mm [.1 in]**

Connector & Contact Terminates To: **Printed Circuit Board**

Contact Current Rating (Max): **3 A**

Features

Product Type Features

Housing Type	Receptacle
Product Type	Connector Assembly
Connector System	Board-to-Board
Contact Type	Socket
Connector & Contact Terminates To	Printed Circuit Board

Configuration Features

Keying & Polarized Position Locations	0
PCB Mount Orientation	Vertical
Number of Positions	100
Number of Power Positions	100
Number of Signal Positions	0
Number of Dual Positions	50
Row-to-Row Spacing	4.85 mm [.191 in]

Electrical Characteristics

--	--



Operating Voltage	400 V
-------------------	-------

Contact Features

Contact Termination Area Plating Finish	Matte
Contact Mating Area Plating Material Thickness	.76 μ m[30 μ in]
Contact Underplating Material	Nickel
Contact Base Material	Phosphor Bronze
Contact Current Rating (Max)	3 A
Contact Mating Area Plating Material	Gold
Contact Termination Area Plating Material	Tin
Contact Termination Area Plating Thickness	2.54 μ m

Termination Features

Termination Post & Tail Length	4.75 mm[.187 in]
Termination Method to Printed Circuit Board	Through Hole - Solder

Mechanical Attachment

PCB Mount Alignment	Without
PCB Mount Retention	With
PCB Mount Retention Type	Solder Tail
Connector Mounting Type	Board Mount
Mating Alignment	With
Mating Retention	Without
Mating Alignment Type	Keyed

Housing Features

End Caps	Without
Centerline (Pitch)	2.54 mm[.1 in]
Housing Color	Black
Housing Material	Polyester GF

Dimensions

Card Slot Depth	7.61 mm[.307 in]
Power Contact Centerline	2.54 mm[.1 in]
Height	15.61 mm[.73 in]

Usage Conditions

Operating Temperature Range	-55 – 85 $^{\circ}$ C[-67 – 185 $^{\circ}$ F]
-----------------------------	---



Operation/Application

Circuit Application	Power & Signal
---------------------	----------------

Industry Standards

UL Flammability Rating	UL 94V-0
------------------------	----------

Packaging Features

Packaging Method	Package
Packaging Quantity	72

Other

Position Locations Omitted	0
For Use With	Printed Circuit Board

Product Compliance

[For compliance documentation, visit the product page on TE.com>](#)

EU RoHS Directive 2011/65/EU	Compliant
EU ELV Directive 2000/53/EC	Compliant
China RoHS 2 Directive MIIT Order No 32, 2016	No Restricted Materials Above Threshold
EU REACH Regulation (EC) No. 1907/2006	Current ECHA Candidate List: JUL 2021 (219) Candidate List Declared Against: JAN 2021 (211) SVHC > Threshold: Not Yet Reviewed
Halogen Content	Not Low Halogen - contains Br or Cl > 900 ppm.
Solder Process Capability	Wave solder capable to 265°C


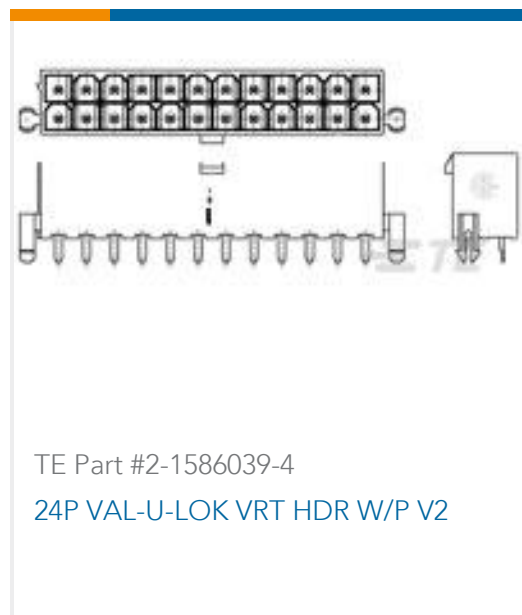
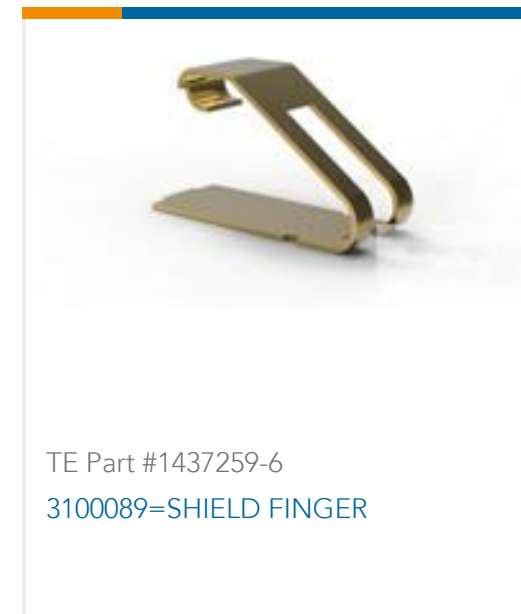
Product Compliance Disclaimer

This information is provided based on reasonable inquiry of our suppliers and represents our current actual knowledge based on the information they provided. This information is subject to change. The part numbers that TE has identified as EU RoHS compliant have a maximum concentration of 0.1% by weight in homogenous materials for lead, hexavalent chromium, mercury, PBB, PBDE, DBP, BBP, DEHP, DIBP, and 0.01% for cadmium, or qualify for an exemption to these limits as defined in the Annexes of Directive 2011/65/EU (RoHS2). Finished electrical and electronic equipment products will be CE marked as required by Directive 2011/65/EU. Components may not be CE marked. Additionally, the part numbers that TE has identified as EU ELV compliant have a maximum concentration of 0.1% by weight in homogenous materials for lead, hexavalent chromium, and mercury, and 0.01% for cadmium, or qualify for an exemption to these limits as defined in the Annexes of Directive 2000/53/EC (ELV). Regarding the REACH Regulation, the information TE provides on SVHC in articles for this part number is based on the latest European Chemicals Agency (ECHA) 'Guidance on requirements for substances in articles' posted at this URL: <https://echa.europa.eu/guidance-documents/guidance-on-reach>

Compatible Parts



Customers Also Bought



Documents

Product Drawings

[CONN SEC II 50 POS 100C/L](#)

English

CAD Files

[3D PDF](#)

[3D](#)

[Customer View Model](#)

[ENG_CVM_CVM_2-5530843-2_F.2d_dxf.zip](#)



English

Customer View Model

[ENG_CVM_CVM_2-5530843-2_F.3d_igs.zip](#)

English

Customer View Model

[ENG_CVM_CVM_2-5530843-2_F.3d_stp.zip](#)

English

By downloading the CAD file I accept and agree to the [Terms and Conditions](#) of use.

Datasheets & Catalog Pages

[POWER_CONNECTORS_CATALOG_SEC03_CARD_EDGE](#)

English

Product Specifications

[Application Specification](#)

English

Agency Approvals

[Agency Approval Document](#)

English