

On the bottom menu bar, click **Page by Page** to access a page index or **Pages-at-a-Glance** to access a section index. View single pages in order by clicking **Previous** or **Next**. For improved print clarity, click **Page in PDF**. To **Print a PDF** be sure to select **Current Page** in your print monitor. Click **Email to a friend** to send a page to a third party. **Search** by 9 digit (54.003.7553) or 5-digit (54003) part number, series (WKC), or type of product (PCB connectors).

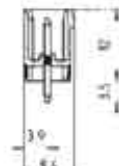
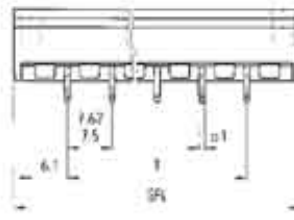
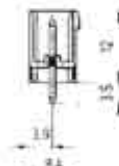
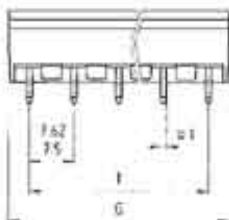
Insulated headers for PC boards Spacings: 7.50/7.62 mm

wiecon PCB



Rated current:
12 A

250 V/4 kV/3 – Overvoltage category III
400 V/4 kV/2 – Overvoltage category II
1000 V/4 kV/1 – Overvoltage category I



Solder pin 1 x 1 mm
Bore hole Ø 1.4 mm

closed version



Solder pin 1 x 1 mm
Bore hole Ø 1.4 mm

with screw flange

Type 8313 S/... G, 8413 S/... G

vertical mount

Type 8313 S/... GF, 8413 S/... GF

vertical mount

Rated voltages: VDE 0110

UL ratings

CSA ratings

Approvals

300 V 15 A
300 V 15 A

300 V 15 A
300 V 15 A



Std pack		G	T	Poles	Part no.	Part no.	GFL	T	Part no.
Spacing: 7.50 mm									
unmarked									
100	14.20	7.50	2	25.370.3253.0			25.54	7.50	25.374.6253.0
100	21.70	15.00	3	25.370.3353.0			33.04	15.00	25.374.6353.0
50	29.20	22.50	4	25.370.3453.0			40.54	22.50	25.374.6453.0
50	36.70	30.00	5	25.370.3553.0			48.04	30.00	25.374.6553.0
50	44.20	37.50	6	25.370.3653.0			55.54	37.50	25.374.6653.0
50	51.70	45.00	7	25.370.3753.0			63.04	45.00	25.374.6753.0
50	59.20	52.50	8	25.370.3853.0			70.54	52.50	25.374.6853.0
50	66.70	60.00	9	25.370.3953.0			78.04	60.00	25.374.6953.0
50	74.20	67.50	10	25.370.4053.0			85.54	67.50	25.374.7053.0
50	81.70	75.00	11	25.370.4153.0			93.04	75.00	25.374.7153.0
50	89.20	82.50	12	25.370.4253.0			100.54	82.50	25.374.7253.0

Spacing: 7.62 mm				unmarked		unmarked	
100	14.32	7.62	2	25.390.3253.0	25.66	7.62	25.398.6253.0
100	21.94	15.24	3	25.390.3353.0	33.25	15.24	25.398.6353.0
50	29.56	22.86	4	25.390.3453.0	40.90	22.86	25.398.6453.0
50	37.18	30.48	5	25.390.3553.0	48.52	30.48	25.398.6553.0
50	44.80	38.10	6	25.390.3653.0	56.14	38.10	25.398.6653.0
50	52.42	45.72	7	25.390.3753.0	63.76	45.72	25.398.6753.0
50	60.04	53.34	8	25.390.3853.0	71.38	53.34	25.398.6853.0
50	67.66	60.96	9	25.390.3953.0	79.00	60.96	25.398.6953.0
50	75.28	68.58	10	25.390.4053.0	86.62	68.58	25.398.7053.0
50	82.90	76.20	11	25.390.4153.0	94.24	76.20	25.398.7153.0
50	90.52	83.82	12	25.390.4253.0	101.86	83.82	25.398.7253.0
Accessories:							
Coding piece (strip)	100			05.561.0053.0			05.561.0053.0
Fixing device assembly - for screw flanges on both sides of the header	100			25.523.2453.0			

300