



TOOLS



Contents:

- Professional Pliers and Cutters p348-351
- Precision Electronic Screwdrivers and Tool Sets p351-353
- Wire Strippers p353-354
- Prep Tools p355
- Tools for Electronic Application p356-357
- 9000 Series Pro Ratcheting Crimp Tools p358-359
- Installer Crimp Tools p360-361
- Alignment Tools and Tool Kits p362-369
- Impact Tools and Blades p370
- Adjustment and Alignment Tools p370
- Static Dissipative Tweezers p371
- Test and Measurement Products p372
- Alligator Clips p373
- Technician's Tools p374
- Solder and Soldering Irons p375-377
- Solder Production Tools p377-378
- ESD Protection Tools p379
- Specialty Tools p380-382
- Utility Knives p383
- Utility Knife Replacement Blades p383
- New Tools p384
- Self-Storing Tools p385
- Programs p386-391
- Notes p392



GC PROFESSIONAL™ PLIERS AND CUTTERS



Fig. 1



Fig. 2



Fig. 3



Fig. 4



Fig. 5



Fig. 6



Fig. 7



Fig. 8



Fig. 9



Fig. 10



Fig. 11



Fig. 12

GC Professional™ Pliers and Cutters

Retail Part No.	Bulk Part No.	Figure No.	Description	Overall Length	Nose Style	Pliers or Cutters Type
12-7301		1	Chain Nose	4.50"	Smooth	Pliers
12-7307		1	Chain Nose	4.50"	Serrated	Pliers
12-7302		2	Chain Nose	5.00"	Smooth	Pliers
12-7308		2	Chain Nose	5.00"	Serrated	Pliers
12-7303		3	Flat Nose	4.50"	Smooth	Pliers
12-7304		4	Flat Nose	5.00"	Smooth	Pliers
12-7305		5	Round Nose	4.50"	Smooth	Pliers
12-7306		6	Round Nose	5.00"	Smooth	Pliers
12-7313		7	Extra Long Bent Nose	6.00"	Smooth	Pliers
12-7314		8	Extra Long Needle Nose	5.75"	Serrated	Pliers
12-7315		9	Long Nose Side Cutter	4.75"	Serrated	Pliers/Cutters
12-7333		10	Long Nose	6.00"	Serrated	Pliers
12-7312		11	Extra Long Bent Nose	5.00"	Smooth	Pliers
12-7311		12	Extra Long Chain Nose	5.00"	Smooth	Pliers

GC PROFESSIONAL™ PLIERS AND CUTTERS (Cont.)



Fig. 1



Fig. 2



Fig. 3



Fig. 4



Fig. 5



Fig. 6



Fig. 7

GC Professional™ Pliers and Cutters (Cont.)

Retail Part No.	Bulk Part No.	Figure No.	Description	Overall Length	Nose Style	Pliers or Cutters Type
12-7309		1	Bent Nose	4.50"	Smooth	Pliers
12-7310		1	Bent Nose	4.50"	Serrated	Pliers
12-7330		2	Flush Tip Cutter	4.50"	Flush	Cutters
12-7321		3	Oval Head Cutter	4.50"	Semi-flush	Cutters
12-7323		3	Oval Head Cutter	4.50"	Flush	Cutters
12-7322		4	Oval Head Cutter	5.00"	Semi-flush	Cutters
12-7324		4	Oval Head Cutter	5.00"	Flush	Cutters
12-7325		5	Tapered Head Cutter	4.50"	Semi-flush	Cutters
12-7326		5	Tapered Head Cutter	4.50"	Flush	Cutters
12-7331		6	Mini Tapered Cutter	4.50"	Flush	Cutters
12-7332		7	Mini Oval Head Cutter	4.50"	Flush	Cutters

PLIERS AND CUTTERS



Fig. 1



Fig. 2



Fig. 3



Fig. 4



Fig. 5



Fig. 6



Fig. 7



Fig. 8



Fig. 9



Fig. 10



Fig. 11

Palm Grip Pliers

Retail Part No.	Bulk Part No.	Figure No.	Description	Handle Color	Nose Style	Features
12-200		1	Flush Cutter	Red	Flush	
12-204		2	Flat Nose Pliers	Blue	Serrated	
12-208		3	Flat Nose Pliers	White	Non-serrated	
12-212		4	Round Nose Pliers	Yellow	Smooth	
12-216		5	Needle Nose Pliers	Green	Smooth	
12-220		6	Curved Nose Pliers	Orange	Smooth	
12-7070		7	5-piece Precision Pliers Set	Black	Smooth	Includes Micro Snub, Flat, Round, Bent Nose and Long Nose Pliers
12-7071		8	Micro Flat Nose Pliers	Black	Smooth	Perfect for Minimal Jaw Thickness
12-7072		9	Micro Snub Nose Cutting Nipper	Black	Cutter	Ideal for Trimming
12-7073		10	Micro Round Nose Pliers	Black	Smooth	Holds Tiny Wires
12-7075		11	Micro Bent Nose Pliers	Black	Smooth	Reaches/Holds Under PC Boards

PLIERS AND CUTTERS (Cont.)



Fig. 1



Fig. 2



Fig. 3



Fig. 4



Fig. 5



Fig. 6

Pliers and Cutters

Retail Part No.	Bulk Part No.	Figure No.	Description	Handle Color	Overall Length	Nose Style	Weight (Pounds)
12-300		1	Mini Diagonal Cutting Pliers	Orange	4.00"		0.16
12-306		1	Mini Diagonal Cutting Pliers	Orange	4.50"		0.16
12-312		2	Narrow Diagonal Cutting Pliers	Orange	5.00"		0.22
12-318		3	High Leverage Diagonal Cutting Pliers	Orange	7.00"		0.56
12-500		4	Flush Cutters	Orange	5.00"		
12-504		5	Clip/Grip Flush Cutter	Orange	4.50"		
12-1950		6	Snap Ring Plier Kit	Red	6.50"		



Fig. 7

Precision Electronic Screwdrivers

Retail Part No.	Bulk Part No.	Figure No.	Description	Blade Size	Shaft Diameter	Shaft Length	Handle Length	Overall Length
12-6114		7	Flat Head Screwdriver	1.4 mm	2.0 mm	40 mm	S-80 mm	120 mm
12-6120		7	Flat Head Screwdriver	2.0 mm	2.0 mm	40 mm	S-80 mm	120 mm
12-6220		7	Flat Head Screwdriver	2.0 mm	2.0 mm	75 mm	M-95 mm	170 mm
12-6224		7	Flat Head Screwdriver	2.4 mm	2.4 mm	75 mm	M-95 mm	170 mm
12-6225		7	Flat Head Screwdriver	2.4 mm	2.4 mm	100 mm	M-95 mm	195 mm
12-6231		7	Flat Head Screwdriver	3.0 mm	3.0 mm	150 mm	M-95 mm	245 mm
12-6330		7	Flat Head Screwdriver	3.0 mm	3.0 mm	100 mm	L-105 mm	205 mm
12-6341		7	Flat Head Screwdriver	4.0 mm	4.0 mm	150 mm	L-105 mm	255 mm

PRECISION ELECTRONIC SCREWDRIVERS (Cont.)



Fig. 1

Precision Electronic Screwdrivers (Cont.)

Retail Part No.	Bulk Part No.	Figure No.	Description	Blade Size	Shaft Diameter	Shaft Length	Handle Length	Overall Length
12-6414		1	Phillips Head Screwdriver	1.4 mm	2.0 mm	40 mm	S-80 mm	120 mm
12-6424		1	Phillips Head Screwdriver	2.4 mm	2.4 mm	40 mm	S-80 mm	120 mm
12-6520		1	Phillips Head Screwdriver	2.0 mm	2.0 mm	75 mm	M-95 mm	170 mm
12-6524		1	Phillips Head Screwdriver	2.4 mm	2.4 mm	75 mm	M-95 mm	170 mm
12-6525		1	Phillips Head Screwdriver	2.4 mm	2.4 mm	100 mm	M-95 mm	195 mm
12-6630		1	Phillips Head Screwdriver	3.0 mm	3.0 mm	100 mm	L-105 mm	205 mm
12-6631		1	Phillips Head Screwdriver	3.0 mm	3.0 mm	150 mm	L-105 mm	255 mm
12-6640		1	Phillips Head Screwdriver	4.0 mm	4.0 mm	100 mm	L-105 mm	205 mm
12-6641		1	Phillips Head Screwdriver	4.0 mm	4.0 mm	150 mm	L-105 mm	255 mm

PRECISION ELECTRONIC SCREWDRIVER SETS



Fig. 2



Fig. 3



Fig. 4



Fig. 5



Fig. 6




Fig. 7

Precision Electronic Screwdriver Sets

Retail Part No.	Figure No.	Flat Heads	Phillips Heads	Set Also Includes	No. of Pieces
12-043	2	0.9mm, 1.2mm, 1.8mm, 2.4mm, 3.0mm, 3.5mm			6
12-063	3	1.0mm, 1.4mm, 2.0mm, 2.4mm, 3.0mm, 3.8mm			6
12-064	4		1.6mm, 2.0mm, 2.4mm, 3.0mm, 3.5mm, 4.0mm		6
12-065	5	1.4mm, 2.0mm, 2.4mm, 3.0mm	3.0mm, 4.0mm		6
12-066	6	1.0mm, 1.2mm, 1.4mm, 1.8mm, 2.4mm, 3.0mm	2.4mm, 3.0mm, 4.0mm	Magnetic Tip, AWL	11
12-068	7	1.0mm, 1.4mm, 2.0mm, 2.4mm, 3.0mm, 3.8mm	3.0mm, 4.0mm	(*See Note Below)	21

*Includes Open Wrenches: 4.0mm, 4.5mm, 5.0mm, 5.5mm, 6.0mm; Hex Key Wrenches: 1.5mm, 2.0mm, 2.5mm; Nutdrivers: 3.0mm, 3.5mm, 4.0mm, 4.5mm, 5.0mm

PRECISION ELECTRONIC SCREWDRIVER SETS (Cont.)



Fig. 1



Fig. 2



Fig. 3



Fig. 4



Fig. 5



Fig. 6



Fig. 7

Precision Electronic Screwdriver Sets (Cont.)

Retail Part No.	Figure No.	Flat Heads	Phillips Heads	Set Also Includes	No. of Pieces
12-6900	1	2.4mm, 3.0mm, 4.0mm	2.4mm, 3.0mm, 4.0mm		6
12-6901	2	1.0mm, 1.4mm, 2.0mm, 2.4mm, 3.0mm, 3.5mm			6
12-6912	3	1.4mm, 2.0mm, 2.4mm, 3.0mm	2.0mm, 2.4mm, 3.0mm		7
12-6923	4	1.4mm, 2.0mm, 2.4mm, 3.0mm	1.6mm, 2.4mm, 3.0mm		7
12-6931	5	1.0mm, 1.4mm, 2.0mm, 2.4mm, 3.0mm	1.6mm, 2.0mm, 2.4mm	Screw Tray	8
12-6955	6	2.4mm, 3.0mm	2.4mm, 3.0mm	Nippers & Long Nose Pliers	6
12-041	7	1/8", 3/16", 1/4"	#1, #2	3/16", 1/4", 5/16", 11/32", 3/8" Nutdrivers	10



Fig. 8



Fig. 9




Fig. 10

Wire Strippers

Retail Part No.	Figure No.	Description	Cuts Wire	Strips Wire	Replacement Blades
12-197	8	Round Cable Rotary Wire Stripper	Up to 1.75"		Included
12-175	9	Maxim Universal Wire Stripper	10 AWG-12AWG	10 to 20 AWG	
12-480	10	Speed-O-Matic Wire Stripper (Replaces 766 Series)		8 to 22 AWG	

WIRE STRIPPERS (Cont.)



Fig. 1



Fig. 2



Fig. 3



Fig. 4



Fig. 5



Fig. 6



Fig. 7



Fig. 8



Fig. 9



Fig. 10



Fig. 11



Fig. 12



Fig. 13



Fig. 14



Fig. 15

Wire Strippers (Cont.)

Retail Part No.	Figure No.	Description	Cuts Wire	Strips Wire	Replacement Blades
12-481	1	Self-adjusting Wire Stripper		Multi-gauge/Zip Cord Stripper	
12-155	2	Fully Automatic Wire Stripper	Not for PTFE	10 to 26 AWG	12-166
12-292	3	Electrician's Scissors	Soft Thin AWG		
12-551	4	One Step Stripper		RG-59 & RG-6	12-552
12-164	5	Kwik-strip Coaxial Stripper	RG-58/U & RG-59/U	RG-58/U & RG-59/U	12-165
12-171	6	2-Level Coaxial Stripper	Single Crimp	RG-6, RG-58, RG-59, RG-62	12-173
12-172	6	3-Level Coaxial Stripper	Dual Crimp	RG-6, RG-58, RG-59, RG-62	12-174
12-178	7	3 in 1 Wire Stripper		RG-58, RG-59, RG-62 & 16 to 26 AWG	
12-760	8	Strip-Er-Clip		12 to 26 AWG	
12-458	9	Coaxial Stripper		RG-58, RG-59, RG-62	12-468
12-501	10	Thorselect 2-Level Coaxial Stripper		RG-6, RG-59, RG-62	
12-531	11	Thorselect 3-Level Coaxial Stripper		RG-58, RG-59, RG-62	
12-176	12	Line Cord Stripper	RJ-11 & RJ-45 (Tel)	RJ-11 & RJ-45	
12-532	13	Professional UTP Wire Stripper	Twisted Pair	Twisted Pair	
12-533	14	Combo Cartridge Stripper (Black, Blue)		RG-6, RG-6/Quad, RG-59, UTP	12-534 & 12-535
12-534	14	Blades for above Stripper (Black)		RG-6, RG-6/Quad, RG-59	
12-535	14	Blades for above Stripper (Blue)		UTP Data Com	
12-546	15	UTP Wire Stripper		Up to 0.43"	

PREP TOOLS



Fig. 1



Fig. 2



Fig. 3



Fig. 4




Fig. 5



Fig. 6

Prep Tools

Retail Part No.	Bulk Part No.	Figure No.	Description	Function
12-600		1	Manual Wire Wrap	Wraps 30 AWG Wire onto .025" Wire Wrap Posts
12-603		2	Dual Wire Wrap	Wraps, Strips, and Unwraps 22& 24 AWG Wire
12-636		3	Wire Wrap (Red)	100 ft. Silver Plated Solid 30 AWG KYNAR® Wire
12-630		3	Wire Wrap (Blue)	100 ft. Silver Plated Solid 30 AWG KYNAR® Wire
12-634		3	Wire Wrap (White)	100 ft. Silver Plated Solid 30 AWG KYNAR® Wire
12-632		3	Wire Wrap (Yellow)	100 ft. Silver Plated Solid 30 AWG KYNAR® Wire
12-462		4	Round Cable & Wire Cutter	Cuts Cable Up to .5" and Solid Wire Up to 8 AWG
12-395		5	Combo Prep Tool for Coaxial Cable	Preps and Attaches Twist-on "F" Connectors-RG 59
12-396		6	Combo Prep Tool for Coaxial Cable	Preps and Attaches Twist-on "F" Connectors-RG 59/RG 6

LIGHTPUMP FLASHLIGHTS



Fig. 7



Fig. 9



Fig. 10



Fig. 11



Fig. 8



LightPUMP LED Flashlights

Retail Part No.	Bulk Part No.	Bulk Quantity	Figure No.	Description	Color	Batteries Needed?	Water Proof?
12-110C			7	LED FlashLightPump, Pump to Charge, Ergonomically Designed	Camouflage	None	No
12-110B			8	LED FlashLightPump, Pump to Charge, Ergonomically Designed	Blue	None	No
12-110O			9	LED FlashLightPump, Pump to Charge, Ergonomically Designed	Orange	None	No
12-110K			10	LED FlashLightPump, Pump to Charge, Ergonomically Designed	Black	None	No
12-110Y			11	LED FlashLightPump, Pump to Charge, Ergonomically Designed	Yellow	None	No

TOOLS FOR ELECTRONIC APPLICATIONS




Fig. 1



Fig. 2



Fig. 3

Universal Solderless Terminal Crimping Tool and Bolt Cutters

Retail Part No.	Figure No.	Crimps Terminals	Cuts/Strips Wire	Wire Range	Cuts Bolts (Sizes)	Overall Length	Handle Color
CT-4071-P	1	Ring, Flanged Spade, Spade Terminal, Butt Slices, Closed End Connectors	Yes	10-25 AWG	4-40, 5-40, 8-32, 10-24, 10-32	8.25 in.	Red

Terminal Crimper Red

Retail Part No.	Figure No.	Crimps Terminals	Cuts/Strips Wire	Wire Range	Cuts Bolts (Sizes)	Overall Length	Handle Color
W-HT-1919-P	2	.093" Pin Diameter Terminals, Standard KK Crimp Terminals for .156" Center KK Housings, Series #1189/1190, Series #1380/1381, Series #2478	Yes	14-24 AWG	4-40, 5-40, 8-32, 10-24, 10-32	8.25 in.	Red

Terminal Crimper Yellow

Retail Part No.	Figure No.	Crimps Terminals	Cuts/Strips Wire	Wire Range	Cuts Bolts (Sizes)	Overall Length	Handle Color
W-HT-1921-P	3	.062" Pin Diameter Terminals, .093" Pin Diameter Terminals, Mini KK Terminals for .100" Center KK Housings, Standard KK Crimp Terminals for .156" Center KK Housings, Series #1433/1434, Series #1560/1561, Series #1854/1855, Series #2759, Series #2578	Yes	18-30 AWG	4-40, 5-40, 8-32, 10-24, 10-32	8.25 in.	Yellow




Fig. 1



Fig. 2




Fig. 3



Fig. 4



Fig. 5


Ratchet Hand Crimping Tools

Retail Part No.	Figure No.	Crimps Molex Terminal Series No.	with Locator	Wire Range	Overall Length	Handle Color
W-HTR-1031-E-P	1	1189/1190, 1380/1381, 1450/1451, 1881, 1973, 2046/2047, 2151/2152, 2236/2237, 2269, 2273, 2282/2283, 4268, 4272, 4296, 4549, 4550, 4563, 6271, 6310, 6850, 7238/7239, 8050	Yes	14-26 AWG	9.0 in.	Red
W-HTR-1719-C-P	1	1560/1561, 1786/1787, 1799, 1943, 4295, 5005, 5006, 6361, 6770, 6772, 7291, 8960	Yes	18-24 AWG	9.0 in.	Red
W-HTR-2262	1	1433, 1434, 1881, 6308, 6893, 6894, 2799, 4549, 4550	No	24-30 AWG	9.0 in.	Red
W-HTR-2262-A-P	1	1854/1855, 2189, 2190, 4559, 2759, 40445, 41572, 4809, 6459, 7879, 5159	No	22-30 AWG	9.0 in.	Red
W-HTR-2445-A	1	5168, 2578, 2477, 2478, 7258, 4838, 2878, 5168, 5167, 6438, 8818, 8993	No	18-26 AWG	9.0 in.	Red

Extraction Tools for Electronic Pins and Sockets

Retail Part No.	Figure No.	Molex for Use with Connector Series and Pin Sizes	Color	Weight (Pounds)	Wire Range
W-HT-1884-P	2	2478, 2578, 2759, (WMLX 106-207-214)	Black Oxide	0.1875	18-30 AWG
W-HT-2759-P	3	40445, 41572	Black Oxide	0.0065	22-30 AWG
W-HT-2038-P	4	for .093" Diameter Pins	Brass	0.08	14-30 AWG
W-HT-2285-P	4	for .062" Diameter Pins	Brass	0.08	18-30 AWG
W-HT-2023-P	5	for .062" Diameter Pins	Silver Metal	0.3125	18-30 AWG
W-HT-2054-P	5	for .093" Diameter Pins	Silver Metal	0.3125	18-30 AWG

9000 SERIES PROFESSIONAL RATCHETING CRIMP TOOLS



9000 Series Professional Ratcheting Crimp Tools and Die Sets

Retail Part No.	Bulk Part No.	Description	Replacement Die Set
12-9000		Heavy Duty Crimping Tool, Frame Only	All Die Sets Below
12-9001		10-22 AWG Insulated Terminals, Color Coded Nests	12-9101
12-9002		12-22 AWG Non-insulated Terminals	12-9102
12-9003		10-22 AWG Full Insulated Quick Disconnect Terminals with Thinner Wire Barrels	12-9103
12-9004		RG-58, 59/62 BNC/TNC Coaxial Connectors	12-9104
12-9005		Cambridge CP-88, CP-89, RG-58, 59/62 BNC/TNC	12-9105
12-9006		8-22 AWG Non-insulated Terminals	12-9106
12-9007		16-26 AWG Mini Insulated Rings, Spade and Butt Splices	12-9107
12-9008		Fiber Optic SMA, SMB, SFR Connectors	12-9108
12-9009		AMP Fiber Optic SMA or SFR Type Connectors	12-9109
12-9010		RG-58/174 and Belden 8218, 50 and 75 Ohm Cables	12-9110
12-9011		RG-59, RG-6, 8281 50 and 75 Ohm Cables	12-9111
12-9012		N-series RG-8/11 Connectors	12-9112
12-9013		RG-174, Mini 59 BNC/TNC Connectors	12-9113
12-9014		RG-6, RG-174, 8281 Cable	12-9114
12-9015		Twinax (Hex)	12-9115
12-9016		Plenum and Non-plenum, Thinwire also PTFE	12-9116
12-9017		AMP Thinwire Dual Crimp BNC Coaxial Connectors	12-9117
12-9018		AMP RG-58 Dual Crimp BNC/TNC Coaxial Connectors	12-9118
12-9019		AMP RG-59/62 Dual Crimp BNC/TNC Coaxial Connectors	12-9119
12-9020		Mini UHF and BNC/TNC 5 Cavity	12-9120
12-9021		RG-59, RG-6, RG-6 Quad Shield F-type CATV Connectors	12-9121
12-9022		Modular Plug RJ-45 8 Position Keyed or Non-keyed	12-9122
12-9023		Modular Plug RJ-11 2, 4, and 6 Position	12-9123
12-9024		Modular Plug DEC MMJ 6 Position with an Offset Release Tab	12-9124
12-9025		Modular Plug AMP RJ-45 8 Position/Primary Strain Relief is Located Further Back on Die	12-9125
12-9026		Modular Plug RJ-22 2 and 4 Position	12-9126

9000 SERIES PROFESSIONAL RATCHETING CRIMP TOOL (Cont.)

Replacement Die Sets

Retail Part No.	Complete Tool Part	Die	Examples
12-9101	12-9001		
12-9102	12-9002		
12-9103	12-9003		
12-9104	12-9004		
12-9105	12-9005		
12-9106	12-9006		
12-9107	12-9007		
12-9108	12-9008		
12-9109	12-9009		
12-9110	12-9010		
12-9111	12-9011		
12-9112	12-9012		
12-9113	12-9013		

Replacement Die Sets (Cont.)

Retail Part No.	Complete Tool Part	Die	Examples
12-9114	12-9014		
12-9115	12-9015		
12-9116	12-9016		
12-9117	12-9017		
12-9118	12-9018		
12-9119	12-9019		
12-9120	12-9020		
12-9121	12-9021		
12-9122	12-9022		
12-9123	12-9023		
12-9124	12-9024		
12-9125	12-9025		
12-9126	12-9026		

INSTALLER CRIMP TOOLS



Fig. 1




Fig. 2



Fig. 3




Fig. 4




Fig. 5



Fig. 6



Fig. 7



Fig. 8



Fig. 9



Fig. 10



Fig. 11

Installer Crimping Tools

Retail Part No.	Bulk Part No.	Figure No.	Description	Crimps Connector	Cable Size
8175		1	5-in-1 Crimping Tool	Solderless Terminals	Strips Wire 10-22 Gauge
12-001		2	Telco® Crimping Tools	8 Contact Professional	Telco®/Telephone Wire
12-004		2	Telco® Crimping Tools	4 & 6 Contact Professional	Telco®/Telephone Wire
12-005		2	Telco® Crimping Tools	Modular Hand Set 4 Contact	Telco®/Telephone Wire
30-9955		2	Telco® Crimping Tools	10 Contact Professional	Telco®/Telephone Wire
12-002		3	Dura Crimp	4 & 6 Contact Modular/4 Position Hand Set	
12-088		4	Standard Ratcheting Compression Tool		
12-2475		5	Dual Cut & Crimp Tool	8P8C/RJ-45, 6P4C/RJ-11 & 6P2C	
12-400		6	Crimping Tool & Terminal Asst.	Solderless Terminals	Strips 10-22 Gauge
12-450		7	Coaxial Crimp Tool	Coaxial	RG-59, RG-6, RG-11
12-454		8	Modular Crimp Tool	RJ-11, RJ-45, Modular 6 & 8 Way	Modular Line Cord
12-455		9	Crimping Tool	"F" Type & BNC	RG-58, RG-59, RG-62
12-456		10	Ratcheting Crimp Tool	Coaxial	RG-58, RG-59, RG-62, RG-6
12-459		11	Coaxial Tool Kit	Coaxial	RG-58, RG-59, RG-62, RG-6

INSTALLER CRIMP TOOLS (Cont.)



Fig. 1



Fig. 2



Fig. 3




Fig. 4



Fig. 5



Fig. 6



Fig. 7



Fig. 8



Fig. 9



Fig. 10

Installer Crimping Tools

Retail Part No.	Bulk Part No.	Figure No.	Description	Crimps Connector	Cable Size
12-460		1	Crimping Tool	10-22 AWG & D-subminiature Contacts	
12-461		2	Coaxial Center Conductor Cutter	Dual Crimp Coaxial	
12-463		3	IDC Crimp Tool	IDC	Flat (Ribbon)
12-464		4	D-Sub/Double-D Service Tool	D-sub & Double-D High Density	
12-466		5	4-way Indent Crimper	20-26 AWG D-subminiature Contacts	
12-556		6	Compression Crimp Tool	SD-446-BU	RG-6
12-7403		7	Static Dissipative Grip Shears		Cuts Wire Up to .04"
12-7404		8	Small Blade Copper Wire Shears		Cuts Between SMD Leads
12-8800		9	Professional Quality Compression Tool	Male "F" Compression	RG-59 & RG-6
30-9951	30-9951-BU	10	Modular Crimp Tool	4 Conductor Modular & Handset	Modular Line Cord

ALIGNMENT TOOLS AND KITS

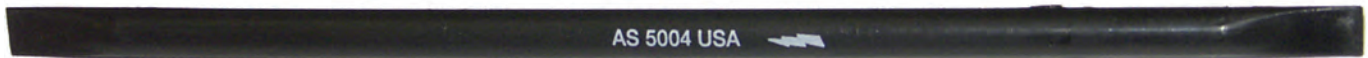


Fig. 1



Fig. 2



Fig. 3



Fig. 4



Fig. 5




Fig. 6



Fig. 7



Fig. 8



Fig. 9



Fig. 10



Fig. 11

Alignment Tools

Retail Part No.	Bulk Part No. 100 Package	N.S.N. Part No.	Figure No.	Material	End 1 (Inches)	End 2 (Inches)	End 3 (Inches)	End 4 (Inches)	Length (Inches)
AS-5004	AS-5004-100		1	Conductive Nylon	1/32	1/32			7
AS-8275		5120-00-541-1462	2	Conductive Nylon	1/32	1/8	1/16		4-15/16
AS-8276	AS-8276-100	5120-00-288-7781	3	Conductive Nylon	1/8	1/8	1/16		6-1/8
AS-8605		5120-00-724-3767	4	Conductive Nylon	0.05	3/32	3/32	3/32	5-3/16
AS-8606		5120-00-282-7786	5	Conductive Nylon	0.027	0.1	0.1	7/32	5-3/32
AS-8608	AS-8608-100		6	Conductive Nylon	0.085	0.085	0.040		4-15/16
AS-9300			7	Conductive Nylon	1/4	3/8			5
AS-9302	AS-9302-100	5120-00-089-8216	8	Conductive Nylon	0.078	0.1	0.1		5-3/8
AS-9440			9	Conductive Nylon	0.1	3/8	1/16	1/32	5-1/16
2512			10	Butyrate	0.031	0.015	0.093		6-5/16
2520	2520-100	5120-00-288-7780	11	Delrin	1/32	1/32			7

ALIGNMENT TOOLS AND KITS (Cont.)



Fig. 1



Fig. 2



Fig. 3



Fig. 4



Fig. 5



Fig. 6



Fig. 7



Fig. 8



Fig. 9



Fig. 10



Fig. 11

Alignment Tools (Cont.)

Retail Part No.	Bulk Part No. 100 Package	N.S.N. Part No.	Figure No.	Material	End 1 (Inches)	End 2 (Inches)	End 3 (Inches)	End 4 (Inches)	Length (Inches)
2522			1	Celcon	0.030	Handle			8-1/8
5000			2	Butyrate	1/8	1/8			6-1/8
5004	5004-100	5120-00-508-9755	3	Delrin	1/32	1/32			6-3/4
5009	5009-100		4	Delrin	1/32	1/32			6
5066			5	Butyrate	0.187				2-5/8
5080			6	Butyrate	1/8	Handle			5-7/8
12-5090			7	Steel	Mirror				7-1/2
5090-P		5120-00-159-8180	8	Polystyrene	Mirror				8
5097			9	Delrin	1/32	1/16			6
7948			10	Steel	3/8	3/8			4-1/2
8195			11	Delrin	1/32	Handle			7-1/32

ALIGNMENT TOOLS AND KITS (Cont.)



Fig. 1



Fig. 2



Fig. 3



Fig. 4



Fig. 5



Fig. 6



Fig. 7




Fig. 8



Fig. 9



Fig. 10



Fig. 11



Fig. 12

Alignment Tools (Cont.)

Retail Part No.	Bulk Part No. 100 Package	N.S.N. Part No.	Figure No.	Material	End 1 (Inches)	End 2 (Inches)	End 3 (Inches)	End 4 (Inches)	Length (Inches)
8271		5120-00-333-9809	1	Butyrate	1/8	5/32			6
8273			2	Butyrate	#6				7-7/8
8275		5120-00-541-1462	3	Delrin	1/32	1/8			4-15/16
8276	8276-100	5120-00-288-7781	4	Butyrate	1/8	1/8			6-1/8
8277		5120-00-840-0604	5	Butyrate	1/8	1/8			2-5/8
8279			6	Butyrate	0.055				7-7/8
8282	8282-100	5120-00-572-3237	7	Delrin	1/8	1/4			5-7/16
8284			8	Delrin	0.080	0.080	0.1	7/32	5-1/8
8289			9	Butyrate	0.015	Handle			2
8290			10	Butyrate	0.130	Handle			7
8605			11	Delrin	0.05	3/32	0.1		5-3/16
8606	8606-100	5120-00-288-7786	12	Delrin	0.027	0.1	0.1		5-3/32

ALIGNMENT TOOLS AND KITS (Cont.)



Fig. 1



Fig. 2



Fig. 3



Fig. 4



Fig. 5



Fig. 6



Fig. 7



Fig. 8



Fig. 9



Fig. 10



Fig. 11

Alignment Tools (Cont.)

Retail Part No.	Bulk Part No. 100 Package	N.S.N. Part No.	Figure No.	Material	End 1 (Inches)	End 2 (Inches)	End 3 (Inches)	End 4 (Inches)	Length (Inches)
8606-L			1	Delrin	0.027	0.1			11-3/32
8608	8608-100		2	Nylon	0.086	0.086			4-15/16
8609		5120-00-227-7291	3	Tenite	1/8	1/8			5-1/8
8721			4	Butyrate	1/8	1/8			9
8727			5	Butyrate	1/16	Handle			6-3/8
8728			6	Fiberglass	1/32	1/32			12-1/16
8728-A		5120-00-965-9549	7	Delrin	1/32	1/32			7
8729			8	Fiberglass	1/32	1/32			16
8867			9	Delrin					6-7/8
8868			10		0.130	0.1			6-7/8
8869			11	Celcon					6-7/8

ALIGNMENT TOOLS AND KITS (Cont.)



Fig. 1



Fig. 2



Fig. 3



Fig. 4



Fig. 5



Fig. 6



Fig. 7



Fig. 8



Fig. 9



Fig. 10



Fig. 11

Alignment Tools (Cont.)

Retail Part No.	Bulk Part No. 100 Package	N.S.N. Part No.	Figure No.	Material	End 1 (Inches)	End 2 (Inches)	End 3 (Inches)	End 4 (Inches)	Length (Inches)
8987		5120-00-542-2936	1	Fiberglass	1/32				9-3/8
8988			2	Fiberglass	1/32				14-3/8
9050			3	Nylon	3/64	1/4			5-1/2
9051			4	Butyrate	0.054				2.48
9077-1			5	Heat Sink Clamp					0.67
9086			6	Reamer (Fork Tipped)	Fork Tip				8
9087			7	Coil Slug Adjuster Tool					
9088			8	Stainless Steel					8
9089		5120-00-043-3110	9	Fiberglass	1/8	1/8			5-13/16
9090			10	Butyrate	0.015	#6			2-3/32
9091			11	Delrin	7/32	3/8	0.124	0.027	5

ALIGNMENT TOOLS AND KITS (Cont.)



Fig. 1



Fig. 2



Fig. 3



Fig. 4



Fig. 5



Fig. 6



Fig. 7



Fig. 8



Fig. 9



Fig. 10



Fig. 11



Fig. 12



Fig. 13

Alignment Tools

Retail Part No.	Bulk Part No. 100 Package	N.S.N. Part No.	Figure No.	Material	End 1 (Inches)	End 2 (Inches)	End 3 (Inches)	End 4 (Inches)	Length (Inches)
9091-L			1	Delrin		0.124	0.027		11-3/32
9093			2	Stainless Steel	Angled				8
9094			3	Stainless Steel	9/32	0.345			8
9150		5120-00-410-5989	4	Nylon	1/8	1/16	3/64		5-1/2
9291			5	Fiberglass	0.030	Handle			7
9293			6	Delrin	1/32	1/32			12
9294			7	Fiberglass	1/32	1/32			16
9295			8	Fiberglass	3/8	1/4			11
9296			9	Delrin	1/4	3/8			11
9297		5120-00-932-7764	10	Delrin	1/4	3/8			11-1/8
9300			11	Delrin	1/4	3/8			5
9302		5120-00-089-8216	12	Delrin	0.078	0.1			5-3/8
9304			13	Delrin	0.110	3/8			5-9/16

ALIGNMENT TOOLS AND KITS (Cont.)



Fig. 1



Fig. 2



Fig. 3



Fig. 4



Fig. 5



Fig. 6



Fig. 7



Fig. 8

Alignment Tools (Cont.)

Retail Part No.	N.S.N. Part No.	Figure No.	Material	End 1 (Inches)	End 2 (Inches)	End 3 (Inches)	End 4 (Inches)	Length (Inches)
9337		1	Steel	0.120				3
9338		2	Steel	0.250				3
64-1832		3		Universal Fuse Puller				
9440	5120-00-920-1378	4	Delrin	0.1	1/16			5-1/16
10-8884		5		Pocket Oiler				
12-760		6		Strip-er-Clip				
12-4614		7	Steel	(28-40) IC Pin Extractor				
Z-7614		8	PVC	0.3				5-1/4

ALIGNMENT TOOLS AND KITS (Cont.)



Fig. 1



Fig. 2



Fig. 3



Fig. 4



Fig. 5



Fig. 6



Fig. 7

Alignment Tool Kits

Retail Part No.	Fig. No.	N.S.N. Part No.	Part Nos. in Kits*
18-530	1		5009, 5097, 8271, 8276, 8282, 9091, 9304, 9440
580	2	5180-00-996-8673	2512, 2520, 2522, 8273, 8279, 8282, 8289, 8868, 9051, 9087, Z-7614
582	2	5180-00-868-3780	10-8883, 2512, 2520, 8279, 8282, 8289, 8728-A, 8867, 8868, 8869, 9051, 9088, 9291
8280	2	5180-00-715-6062	5066, 5080, 5097, 8195, 8271, 8273, 8275, 8276, 8277, 8279, 8282, 8606, 8608, 8728, 9087
8455	2	5180-00-760-2114	5004, 5097, 8195, 8271, 8273, 8275, 8276, 9087
5050	3	5180-00-383-3200	10-8883, 12-760, 41-614, 64-1832, 2520, 5000, 5004, 5028 5090, 5090-P, 5097, 5101, 7948, 8195, 8271, 8275, 8276, 8277, 8282, 8605, 8606, 8606-L, 8721, 8728, 8728-A, 8867, 8868, 8869, 8987, 9077, 9091, 9091-L, 9093, 9094, 9293, 9295, 9296, 9300, 9302, 9304, 9338, 9440
5040	4		2520, 5097, 8271, 8276, 8289, 8606, 8729, 8988, 9050, 9088, 9091, 9297
8283	5	5120-00-949-8368	5000, 5004, 5066, 5080, 5097, 8195, 8271, 8273, 8275, 8276, 8277, 8279, 8282, 8289, 8290, 8606, 8609, 8721, 8727, 8728-A, 8867, 9087, 9090
8454	6		8282, 8606, 9091, 9300, 9304, Z-7614
AS-5007	7		AS-5004, AS-8275, AS-8276, AS-8605, AS-8606, AS-8608, AS-9300, AS-9302, AS-9440

*Notes: All Part Nos. Used in Kits Are Not Available for Individual Use.

IMPACT TOOLS



Fig. 1



Fig. 2

Punch Down Tools and Blades

Retail Part No.	Figure No.	Description	Replacement Blades
12-5700	1	Professional Impact Tool Terminates/Cuts Wire on 66 and 110 Pin Blocks. Hi/Low Impact Adjustment. Blades Included.	Use #66 & #110
12-5701	-	#66 Replacement Blades	Blade 66
12-5702	-	#110 Replacement Blades	Blade 110
45-5631	2	Professional 110 Push Down Tool Pushes Wire Down into 110 Blocks. No Adjustment. Blades Not Replaceable.	

ADJUSTMENT/ALIGNMENT TOOLS



Fig. 3



Fig. 4



Fig. 5



Fig. 6



Fig. 7

Adjustment/Alignment Tools

Retail Part No.	Bulk Part No.	Figure No.	Description	Tools
12-575		3	2-in-1 Ceramic Adjuster	1.8 mm Flat Blade and 3.0 mm Phillips
12-576		4	4-in-1 Ceramic Adjuster	0.9 mm, 1.8 mm, 2.6 mm Flat Blades and 1.7 mm Phillips
12-577		5	Ceramic Adjuster Set	0.9 mm, 1.3 mm, 1.8 mm, 2.6 mm Flat Blades and 1.7 mm, 3.0 mm Phillips
8378		6	TV Service Mirror	Mirror
8379		7	TV Service Stand	Mirror Stand
8381		6 & 7	Mirror and Stand Combo	Stand and Mirror Set

STATIC DISSIPATIVE TWEEZERS



Fig. 1




Fig. 2



Fig. 3




Fig. 4



Fig. 5




Fig. 6



Fig. 7



Tweezers (Full View)

Static Dissipative Tweezers

Retail Part No.	Bulk Part No.	Figure No.	Description	Length (Inches)
12-9511		1	Static Dissipative, Non-metallic, Acid Resistant Plastic Tweezers with Straight, Flat, Rounded Tip .	4-1/2
12-9514		2	Static Dissipative, Non-metallic, Acid Resistant Plastic Tweezers with Curved, Rounded Tip.	4-1/2
12-9517		3	Static Dissipative, Non-metallic, Acid Resistant Plastic Tweezers with Very Fine, Straight Tip.	4-1/2
12-9520		4	Static Dissipative, Non-metallic, Acid Resistant Plastic Tweezers with Very Fine, Angular Tip.	4-1/2
12-9523		5	Static Dissipative, Non-metallic, Acid Resistant Plastic Tweezers with Very Fine, Curved Tip.	4-1/2
12-9526		6	Static Dissipative, Non-metallic, Acid Resistant Plastic Tweezers with Straight, Flat Tip.	4-1/2
12-9529		7	Static Dissipative, Non-metallic, Acid Resistant Plastic Tweezers with Straight, Broad Flat Tip.	4-1/2

TEST AND MEASUREMENT TOOLS



Fig. 1



Fig. 2



Fig. 3




Fig. 4




Fig. 5



Fig. 6




Fig. 7




Fig. 8



Fig. 9



Fig. 10



Fig. 11

Test and Measurement Tools

Retail Part No.	Bulk Part No.	Figure No.	Description	Features
12-5705		1	Tone Test Set	1000 Hz or 500/1000 Alt. Tone, Checks for Shorts, Locates Broken Cables in Walls
12-5706		2	Stationman Probe	Quickly and Easily Locates the Proper Cable Pair Containing the Tone Signal
12-105		3	Continuity Tester	42" Alligator Clip for Ground Connections
12-1640		4	Sub-miniature I.C. Test Clips	Clips to Wires/Posts Up to .030" Diameter, 5/32" Travel, Rated: 500V AC/DC
12-1642		5	Miniature I.C. Test Clips	Clips to Wires Up to #16 Wire, 1/8" Travel, Rated: 1500V AC 1 Minute
12-1650		6	"Jumper" Wire Test Leads	27 AWG, 2 Each, 15" Long Thin Leads with Mini Clips, 10 Jumpers
12-1655		6	"Jumper" Wire Test Leads	21 AWG, Heavy Duty Leads, 1 Each, 22" Long Leads with Standard Size Clips, 5 Jumpers
12-1656		7	Heavy Duty Test Leads	Phone Tips to Banana Plugs 35" Leads 25 Ga. (20 x 38)
5101		8	Test Light	Tests Both AC & DC Circuits (80V AC to 500V AC or DC)
5120		9	High-Voltage Testing Screwdriver	Screwdriver/Tester Checks AC Voltage from 100 to 500V
5128		10	Automotive Electrical Tester	Tests "Hot" Leads in Vehicle Electrical Systems, Equipped w/18" Alligator Clip/Banana Plug Ends
12-1716		11	6" Stainless Steel Rule	15/32" Wide, Graduations in 32nds and 64ths, Decimal Equivalents on Back



Fig. 1



Fig. 2



Fig. 3



Fig. 4



Fig. 5

Alligator Clips

Retail Part No.	Bulk Part No.	N.S.N. Part No.	Figure No.	Description	Current Rating	Body Make-up	Connection Type	Jaw Opening (Inches (mm))
	33-075-BU	5999-00-880-5534	1	Alligator Clip with Red Vinyl Sleeve	5 Amps	Nickel-plated Steel	Solder/Screw	5/16 (7.938)
	33-076-BU	5999-00-235-0214	1	Alligator Clip with Black Vinyl Sleeve	5 Amps	Nickel-plated Steel	Solder/Screw	5/16 (7.938)
	33-077-BU	5999-00-060-8996	2	Miniature Alligator Clip	5 Amps	Nickel-plated Steel	Solder	1/2 (12.700)
	33-078-BU		3	Alligator Clip	5 Amps	Nickel-plated Steel	Solder/Banana Plug	3/8 (9.525)
	33-079-BU		4	Alligator Clip	5 Amps	Nickel-plated Steel	Screw/Banana Plug	3/8 (9.525)
	33-081-BU		5	Red Insulator Fits all Standard Sizes		Molded Vinyl		Not Applicable
	33-082-BU		5	Black Insulator Fits all Standard Sizes		Molded Vinyl		Not Applicable

TECHNICIAN TOOLS



Fig. 1




Fig. 2



Fig. 3



Fig. 4



Fig. 5



Fig. 6



Fig. 7



Fig. 8



Fig. 9

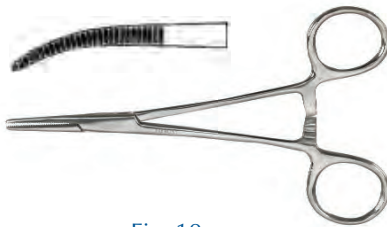


Fig. 10



Fig. 11



Fig. 12



Fig. 13



Fig. 14

Technician Tools

Retail Part No.	N.S.N. Part No.	Figure No.	Description	Features
12-007		1	17 Piece Precision Knife Set	3 Knife Handles, Common Blades, Magnetic Blade Holder
12-008		2	Technician's Knife with 6 Blades	Knife Handle, Common Blades, Storage Tray
12-280		3	Miniature Scissors	Extra Fine, 4-1/2" Overall
12-284		4	Lab Scissors	Medium Weight, 5-1/2" Overall
12-2260		5	Dental Probes	5-1/2" Probe—Straight
12-2264		5	Dental Probes	5-1/2" Probe—Hooked
12-2266		5	Dental Probes	5-1/2" Probe—Curved
12-2270		5	Dental Probes	Set of 3 Probes
7946		6	Electronic Assembly Tweezers	6-1/2" Long, Self-closing, Blunt Points, Serrated
7947		7	Electronic Assembly Tweezers	6-1/2" Long, Slide Lock, Smooth Points
7948	5120-00-784-2890	8	Electronic Assembly Tweezers	4-1/2" Long, Fine Points
7950	5120-00-920-8420	9	Tweezer Kit	Set of All 3 Tweezers
7976		10	Forceps	5" Long, Straight Jaw
7977		10	Forceps	6" Long, Straight Jaw
7978		10	Forceps	5" Long, Curved Jaw
7979		10	Forceps	6" Long, Curved Jaw
7992		11	Precision Quality Tweezers	4-5/8" Long, Beveled Points
7993		12	Precision Quality Tweezers	4-1/8" Long, Fine Points
7994		13	Precision Quality Tweezers	4-1/4" Long, Extra Fine Points
7995		14	Precision Quality Tweezers	4-1/2" Long, Curved Points

SOLDER & SOLDER BRAID



Fig. 1



Fig. 2



Fig. 3



Fig. 4*



Fig. 5*



Fig. 6



Fig. 7



Solder

Retail Part No.	Bulk Part No.	Fig. No.	Description	Gauge	Diameter	Spool Size	Tin/Lead Percentage	Length (Feet)	Color
6033		1	60/40 Rosin Core Solder	20	.032"	1/2 lb.	60/40		
6039		1	60/40 Rosin Core Solder	16	.047"	1/2 lb.	60/40		
6044		1	60/40 Rosin Core Solder	14	.062"	1/2 lb.	60/40		
6034		1	60/40 Rosin Core Solder	20	.032"	1 lb.	60/40		
6040		1	60/40 Rosin Core Solder	16	.047"	1 lb.	60/40		
6045		1	60/40 Rosin Core Solder	14	.062"	1 lb.	60/40		
6035		1	Low-melt Solder	20	.032"	1/2 lb.	63/37		
6037		1	Low-melt Solder	20	.032"	1 lb.	63/37		
6056		1	Silver Bearing Solder	20	.032"	1/2 lb.	60/38/2		
6059		1	Silver Bearing Solder	20	.032"	1 lb.	60/38/2		
9132		2	Fine Line Solder-32 Tubes of Solder	20	.032"		60/40	12	
H3-391		2	Fine Line Solder-Carded	20	.032"		60/40	12	
9134		2	Standard Solder-32 Tubes of Solder	16	.050"		60/40	6.5	
H3-390		2	Standard Solder-Carded	16	.050"		60/40	6.5	
12-5380	12-5380-BU	3	Mini Solder	24	.020"		60/40	25	
13-9610		4*	SnAg3Cu0.5Ni0.06Ge0.01 Solder	20	.032"	1/2 lb.	Lead Free		
13-9611		4*	SnAg3Cu0.5Ni0.06Ge0.01 Solder	16	.047"	1/2 lb.	Lead Free		
13-9612		4*	SnAg3Cu0.5Ni0.06Ge0.01 Solder	14	.062"	1/2 lb.	Lead Free		
13-9620		4*	SnAg3Cu0.5Ni0.06Ge0.01 Solder	20	.032"	1 lb.	Lead Free		
13-9621		4*	SnAg3Cu0.5Ni0.06Ge0.01 Solder	16	.047"	1 lb.	Lead Free		
13-9622		4*	SnAg3Cu0.5Ni0.06Ge0.01 Solder	14	.062"	1 lb.	Lead Free		
13-9636		4*	SnAg3Cu0.5Ni0.06Ge0.01 Solder	23	.023"	1/2 lb.	Lead Free		
13-9644		4*	Sn96.5Ag3Cu0.5 Solder	24	.020"	1/5 lb.	Lead Free		
13-9630		5*	Sn96.5Ag3Cu0.5 Solder	24	.020"	.26 oz	Lead Free	18	
13-9631		5*	SnAg3Cu0.5Ni0.06Ge0.01 Solder-Carded	16	.047"	tube	Lead Free	7	
13-9631-32		5*	SnAg3Cu0.5Ni0.06Ge0.01 Solder-32 Tubes of Solder	16	.047"		Lead Free	7	

(*=Requires less than 60W iron)

Solder Braid

Retail Part No.	Bulk Part No.	Figure No.	Description	Gauge	Width Solder/Braid	Spool Size	Tin/Lead Percentage	Length (Feet)	Color
12-5001	12-5001-BU	6	1 Reel of GC Solder and 1 Reel of GC Braid		.031"/.075"		60/40	20	
12-5025	12-5025-BU	7	GC Braid		.025"			5	Silver
12-5050	12-5050-BU	7	GC Braid		.050"			5	Gold
12-5075	12-5075-BU	7	GC Braid		.075"			5	Green
12-5100	12-5100-BU	7	GC Braid		.100"			5	Blue
12-5125	12-5125-BU	7	GC Braid		.125"			5	Brown
12-6025	12-6025-BU	7	GC Braid		.025"			25	Silver
12-6050	12-6050-BU	7	GC Braid		.050"			25	Gold
12-6075	12-6075-BU	7	GC Braid		.075"			25	Green
12-6100	12-6100-BU	7	GC Braid		.100"			25	Blue
12-6125	12-6125-BU	7	GC Braid		.125"			25	Brown

SOLDER TOOLS



Fig. 1



Fig. 2



Fig. 3

Solder Tools

Retail Part No.	Bulk Part No.	Figure No.	Description	Features
12-031		1	Soldering Kit (Not Recommended for Lead Free Solder)	30 W, Solder Aid Tool & Brush End
12-055		2	30 W Soldering Iron (Not Recommended for Lead Free Solder)	Light Weight Iron, 117V AC, Comes with Replacement Tip
12-056			Replacement Tip for 12-055 & 12-031	
12-5003		3	Tip Tinner, 1 Ounce Can	Sn 63/Pb 37, Helps Prolong Solder Iron Tip

PORTABLE BUTANE SOLDERING IRONS AND TIPS



Fig. 4



Fig. 5



Fig. 6



Fig. 7



Fig. 8



Fig. 9



Fig. 10



Fig. 11



Fig. 12



Fig. 13



Fig. 14



Fig. 15



Fig. 16



Fig. 17



Fig. 18

Portable Butane Solder Irons

Retail Part No.	Bulk Part No.	Figure No.	Description	Features
PSI-100		4	Portable Butane Solder Iron PSI-100	Portable Gas Soldering Tool, Adjustable Temperature
P-2-C		5	Portable Butane Solder Iron P-2	Variety of Tips Available, 90 Minutes of Operation
12-133		6	3 fl. oz. Aerosol Butane Gas for Solder Irons	

Ten Professional-Quality, Iron-plated Tips for PSI-100

Retail Part No.	Bulk Part No.	Figure No.	Description	Size	Temperature Range
PSI1		7	Single Flat	1/32" (1.0 mm)	Up to 450°C/850°F
PSI2		8	Single Flat	3/32" (2.4 mm)	Up to 450°C/850°F
PSI3		9	Single Flat	1/8" (3.2 mm)	Up to 450°C/850°F
PSI4		10	Single Flat	3/16" (4.8 mm)	Up to 450°C/850°F
PSI5		11	Double Flat	1/32" (1.0 mm)	Up to 450°C/850°F
PSI6		12	Double Flat	3/32" (2.4 mm)	Up to 450°C/850°F
PSI7		13	Double Flat	1/8" (3.2 mm)	Up to 450°C/850°F
PSI8		14	Double Flat	3/16" (4.8 mm)	Up to 450°C/850°F
PSI9		15	Hot Blower Tip		Up to 450°C/850°F
PSI10		16	Hot Knife Tip		Up to 450°C/850°F

Professional-Quality, Iron-plated Tips for P-2-C

Retail Part No.	Bulk Part No.	Figure No.	Description	Size
PPT-1		17	Single Flat	1/32" (1.0 mm)
PPT-6		18	Double Flat	3/32" (2.4 mm)

PORTABLE BUTANE SOLDERING IRONS AND TIPS (Cont.)



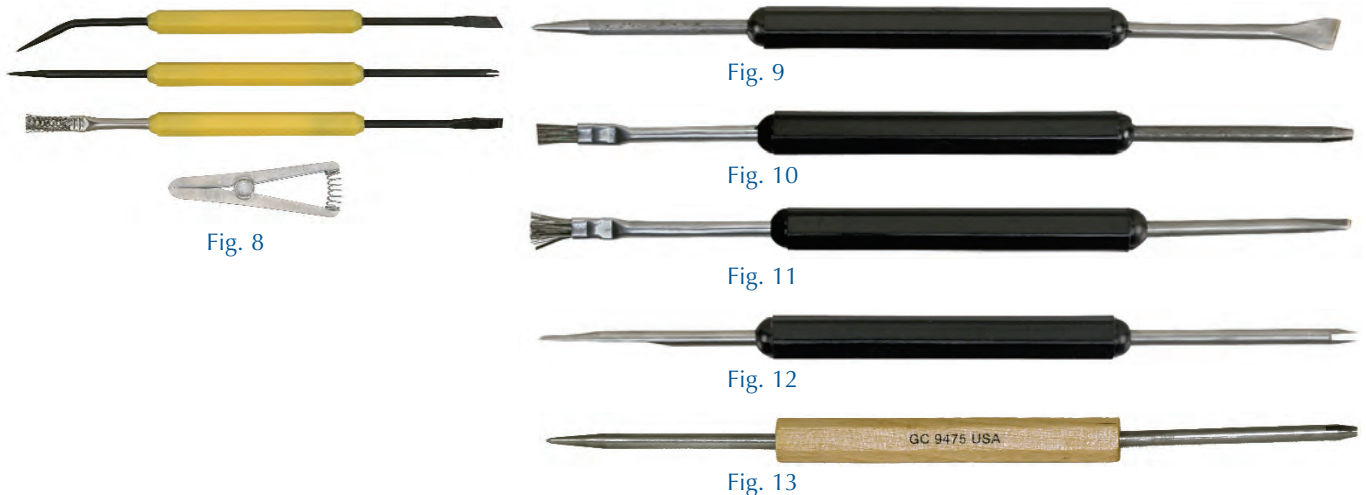
Replacement Tips (for P-1K Kit)

Retail Part No.	Bulk Part No.	Figure No.	Description	Size	Temperature Range
T-1		1	Solder Tip	1/32" (1.0 mm)	
T-2		2	Solder Tip	3/32" (2.4 mm)	
T-3		3	Solder Tip	1/8" (3.2 mm)	
T-4		4	Solder Tip	3/16" (4.8 mm)	
T-5		5	Blow Torch Tip		1260°C/2300°F
T-7		6	Hot Knife Tip		

Portable Butane Solder Tool Kit

Retail Part No.	Bulk Part No.	Figure No.	Description	Kit Includes:
P-2K-C		7	Model P-2K Portable Butane Soldering Tool Kit	Portable Butane P-2 Soldering Tool, 3/32" (2.3 mm) Standard Soldering Tip, Hot Blow Tip (Heat Tip), Blow-torch Tip, Double Flat Tip, Tip Cleaning Sponge, Wire Hot-iron Stand, Plastic Storage Case

SOLDER PRODUCTION TOOLS



Solder Production Tools

Retail Part No.	Bulk Part No.	Figure No.	Description
9065		8	4 Piece Solder Aid Kit
9069		9	6-1/2" Long Reamer and Scraper Tip (Plastic)
9073		10	6-1/2" Long Brush and Forked Tip (Plastic)
9074		11	6-1/2" Long Brush and Scraper Kit (Plastic)
9075		12	6-1/2" Long Straight Reamer and Forked Tip (Plastic)
9475		13	5-3/4" Long Straight Reamer and Forked Tip (Wood)

SOLDER PRODUCTION TOOLS (Cont.)



Fig. 1



Fig. 2



Fig. 3



Fig. 4-A



Fig. 4-B



Fig. 4-C



Fig. 5-A



Fig. 5-B



Fig. 5-C



Fig. 6



Fig. 7




Fig. 10



Fig. 8



Fig. 9




Fig. 11

Solder Production Tools

Retail Part No.	N.S.N. Part No.	Figure No.	Description
9088	5120-00-611-7136	1	8" Long Heavy-Duty Brush and Forked Tip (Plastic)
9093	3439-00-800-7989	2	8" Long Angle Reamer and Forked Tip (Plastic)
9086		3	Straight Reamer and Forked Tip
12-2105		4-A	Anti-static Solder Removal Tool
12-2106		4-B	Replacement "O" Rings for 12-2105
12-2107		4-C	Replacement Tips for 12-2105
12-2157		5-A	Solder Popper®
12-2160		5-B	Replacement Tips for 12-2157
12-2161		5-C	Replacement "O" Ring Seal for 12-2157
H3-388		6	Heat Sink Clamp
9077-1		7	Heat Sink Clamp
12-4125		8	Anti-static 8-28 Pin IC Inserter Tool
12-4126		9	Anti-static 8-28 Pin IC Extractor Tool
12-4127		8 & 9	Anti-static 8-28 Pin IC Extractor/Inserter Kit
12-4116		10	Anti-static Insertion Tool (14-16 Pin)
12-4128		10	Anti-static Insertion Tool (24-28 Pin)
12-4140		10	Anti-static Insertion Tool (36-40 Pin)
12-4612		11	28-40 Pin Grounded Dip IC Extractor

ESD/STATIC PROTECTION



Fig. 1



Fig. 2



Fig. 3



Fig. 4



Fig. 5



Fig. 6



Fig. 7



Fig. 8



Fig. 9




Fig. 10



Fig. 11



Fig. 12

ESD/Static Protection

Retail Part No.	Figure No.	Description	Features
20-8004	1	Medium to Large Wrist Strap	10' Coil Cord, Banana Plug/Alligator Clip, 1 meg Ohm Resistance for Safety
12-8012	1	GC Professional Adjustable Wrist Strap Kit	6' Coil Cord, 4 mm Snap Stud and Alligator Clip
12-8013	1	Wrist Strap Only	for 12-8012
12-8020	1	Coil Cord Only	for 12-8012
12-8010	1	Adjustable Economy Wrist Strap Kit	6' Coil Cord, 4 mm Snap Stud and Alligator Clip
12-8011	1	Wrist Strap Only	for 12-8010
12-8018	2	Adjustable Economy Heel Grounder	2-Layer Rubber Composite Sole Material, 14.5" Conductive Ribbon
12-8055	3	Combination Wrist Strap/Footwear Tester	Indicates Low-pass or High Results
12-8056	3	Combination Tester/Adapter	for 12-8055
12-8057	3	Stand and Baseplate	for 12-8055
12-8058	3	Footplate and Cord	for 12-8055
12-8050	4	Touch Type on Demand Wrist Strap Tester	Tests the Entire Circuit
12-8051		AC Adapter	for 12-8050
12-8032	5	Common Point Ground Cords for Bench Mats	Custom Tailor Installation
12-8024	5	Ground Cords for Floormats with 10 mm Studs	10' Yellow Striped Green Ground Cord, Terminated w/#10 (.200") Ring Terminal
12-8026	5	Ground Cords for Floormats with 10 mm Studs	Custom Tailor Installation (No Workstation)
12-8028	6	2 Pack, 10 mm Snap Sockets	for 12-8026
12-8029	6	2 Pack, 3/8" Push and Clinch 10 mm Snap Stud	for 12-8026
12-8034	6	2 Pack, 10 mm Snap Socket Adapter	for Use with ESD Grounding Mats, Adapts 10 mm Socket to 10 mm Socket
12-8030	7	Dual Bench Mount	2 Person Grounding
12-8038	8	Portable Field Service Kit	Work Surface, Wrist Strap, and Grounding Cord
12-8042	9	Dissipative Workstation Kit	Blue Bench Mat and Common Point Ground Cord
12-8043	9	ESD Two Layer Workstation Mat (24" x 40")	Use in Soldering or Assembly Area
12-8044	9	Two Layer Workstation Kit (18" x 24")	Common Ground Point (12-8032)
12-8045	9	ESD Three Layer Workstation Mat (24" x 40")	Use in Soldering or Assembly Area
12-8046	9	Three Layer Workstation Kit (18" x 24")	Common Ground Point (12-8032)
12-8048	9	Floor Ground Kit (24" x 36")	Gray Floor Mat, 1 Ground Cord, 1 Snap Socket (12-8028)
12-8047	10	Anti-fatigue Dissipative Floor Mat (3' x 60")	Foamed Soft Mat
12-8047-SNKT		Universal Snap Kit	10 mm Stud, 10 mm Socket, a Long and Short Screw
12-8060	11	Touch Type Wrist Strap Tester	AC Operation, Operates on Demand, Common Point Grounding Jacks for 2 Straps
12-8061	12	Anti-static Packaging Tape	1" Width
12-8062	12	Anti-static Packaging Tape	2" Width

SPECIALTY TOOLS



Fig. 1



Fig. 2



Fig. 3



Fig. 4



Fig. 5



Fig. 6



Fig. 7



Fig. 8



Fig. 9

Specialty Tools

Retail Part No.	Bulk Part No.	Figure No.	Material	Features
22-423		1	Long Reach Magnifying Work Lamp	3-Diopter, 45" Reach
22-425			Replacement Bulb	Replaces Bulb for 22-423
22-427			Replacement Switch	Replaces Switch for 22-423
12-5090		2	Inspection Mirror	7" Long, Metal Shaft with Plastic Handle
5093		3	Miniature Inspection Mirror	4-1/8" Long, 3/4" Diameter, All Non-conductive
12-053		4	Extra Hands with Magnifier	2 Alligator Clips and 2" Magnifying Lens
12-051		5	Double Hand Holder	2 Alligator Clips, Can Be Used in Vise
41-616		6	Miniature Vacuum Vise	Use on Non-porous Surfaces, Opens to 1-3/4", 2.625"H x 2.25"W x 2.25"D
12-061		7	Heavy Duty Swivel Vacuum Vise	Use on Non-porous Surfaces, Tilts 180° Vertically and 360° Horizontally
12-042		8	Screw Holding Screwdriver	Holds and Starts Screws from #2 to #10
12-047		9	9" Snap Lock Screw Starter	Starts Phillips and Slotted Screws Up to 1/4"

SPECIALTY TOOLS (Cont.)



Fig. 1



Fig. 2



Fig. 3




Fig. 4



Fig. 5



Fig. 6



Fig. 7



Fig. 9



Fig. 8



Fig. 10



Fig. 11

Specialty Tools (Cont.)

Retail Part No.	N.S.N. Part No.	Figure No.	Material	Features
5028	5120-00-585-6240	1	Hex & Spline Wrench Kit	12 Wrenches in Leatherette Case, Fits #2 to 3/8" Screws
5029		2	Hexagon Key Wrench	5 Wrenches, Fits #4 to 1/4" Set Screws and #2 to #8 Cap Screws
5070	5120-00-585-6257	3	Spline Key Wrench	6 Wrenches, Fits #4 to 1/4" Set Screws and #2 to #8 Cap Screws
9124		4	Pocket Hex Key Wrench Set	6 Wrenches, 3/16" to 1/2", Nickel Chrome Alloy Steel
9358	5120-00-88-4009	5	Knurl Nut Wrenches	Tightens/Loosens Knurled Finish Nuts, Takes 1/2" Nuts
9359		5	Knurl Nut Wrenches	Tightens/Loosens Knurled Finish Nuts, Takes 5/8" Nuts
9337		6	Contact Burnishing Tools	Removes Oxide and Corrosion, .120" Wide Fineline
9338		6	Contact Burnishing Tools	Removes Oxide and Corrosion, .25" Standard Width
12-040		7	Taper Reamer	Enlarges Holes, Removes Burrs, Starts with 1/8" Hole, Tapers to 13/16"
12-650		8	Pin Extractor Tools	Removes Male or Female Pins for .062" Pins
12-653		8	Pin Extractor Tools	Removes Male or Female Pins for .093" Pins
9317	5950-01-046-7345	9	UL Professional High-power Degaussing Coil	Eliminates Magnetic Field in CRT TV Picture Tubes and Monitors, 8' Cord
12-4614		10	Spring Steel IC Extractor	Fits LSI, MSI, and SSI Devices from 8 to 24 Pins

Bulk Part No.	N.S.N. Part No.	Figure No.	Material	Features
10-272-BU		11	Wood	I.C. Remover/ Stir Stick, 7" Long

SPECIALTY TOOLS (Cont.)



Fig. 1 Note: 0.01" ±10% Thickness



Fig. 2 Note: 210 sq. in. (9 in. wide) • Dielectric Strength 5,000 V



Fig. 3



Fig. 4



Fig. 5




Fig. 6

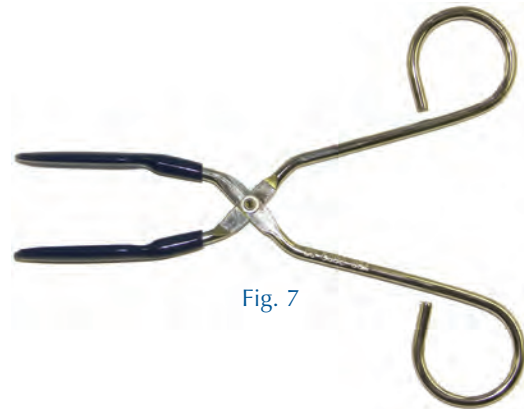


Fig. 7




Fig. 8



Fig. 9

Specialty Tools (Cont.)

Retail Part No.	Bulk Part No. 100 Package	N.S.N. Part No.	Figure No.	Material	Features
560	560-100		1	Fibroid "Fish Paper" 10" x 24"	Vulcanized Cellulose Fiber for All Electrical Insulation
549	549-100		2	Insulating Cambric	Used to Insulate Transformers, Chokes, Resistors and Motors
12-1806			3	Nibbling Tool	Cuts Metal and Non-brittle Plastic Up to 1/16", Steel Up to 18 AWG
12-2018			4	8" Push/Pull Tool	Hook/"S" Ends-Tool for Manipulating Drive Belts and Springs
12-2019			5	8" Push/Pull Tool	Hook/"Fork Ends-Tool for Manipulating Drive Belts and Springs
9356		5120-00-554-3372	6	Duo-tongs Universal Fuse Puller	Shock Proof, Molded Nylon Universal Fuse Puller
5092			7	Tube/Parts Extractor	Nickel Plated, Straight Insulated Jaws for Firm Grip
22-275			8	Drill Bit Set	#66 Bit (.033"), #60 Bit (.04"), #1/16 Bit (.0625")
22-276			8	Drill Bit Set	#31 Bit (.12"), #27 Bit (.144"), #3/32 Bit (.0938")
12-044			9	Mini 5" Pick-up Tool	Picks Up Parts in Inaccessible Places (Three Prong)

UTILITY KNIVES



Fig. 1



Fig. 2



Fig. 3



Fig. 4

Utility Knives

Retail Part No.	Bulk Part No.	Figure No.	Description
12-127		1	Utility Knife with Fold-out Blade
12-126		2	Automatic Loading Utility Knife
12-125		3	Heavy Duty Snap Blade Utility Knife
12-124		4	Plastic Snap Blade Utility Knife

UTILITY KNIFE REPLACEMENT BLADES



Fig. 5



Fig. 6



Fig. 7

Utility Knife Replacement Blades

Retail Part No.	Bulk Part No.	Figure No.	Description
12-122		5	Utility Knife Blade Refill for 12-126 and 12-127
12-121		6	Heavy Duty Snap Blade Refill for 12-125
12-120		7	Snap Blade Refill for 12-124

NEW TOOLS & TOOL KITS



Fig. 1



Fig. 2



Fig. 3



Fig. 4



Fig. 5



Fig. 6



Fig. 7



Fig. 8

Additional Tools and Kits

Retail Part No.	Figure No.	Description	Contents	No. of Pieces
12-6960	1	Anti-static Wrist Strap	Conductive Velcro Band Made of Nylon, Coated on Inside with Conductive Carbon	1
12-6962	2	Soldering Aid Kit	Standard Solder Aid Tools	6
12-6964	3	Cellular Phone Tool Kit	T-5, T-6, T-7 Star Drivers; Cover Opener, Security Driver, 0 Point Phillips, Panel Opener	7
12-6966	4	Soldering Iron	100W, 5/16" Long Life Tip, Double Insulated, Comfort Handle	1
12-6968	5	Multi-media PC Cleaning Kit	Spare Parts Tube, Mini Hammer, Flash Light w/Batteries, 3-piece Mini Phillips Screwdriver Set, Slip Joint Pliers, 4-piece Square Bit (#0, #1, #2, #3), 1 Socket Adapter, 2 Sets of 5-piece Sockets: (3/16", 1/4", 5/16", 11/32", 3/8") and (5mm, 6mm, 7mm, 8mm, 9mm), Knife, 6' (2m) Measuring Tape, 3-way Ratchet Driver, 3-piece Mini Flat Screwdriver Set, 2-piece Phillips Blade Bit (#1, #2), Comes in Vinyl Case	19
12-6970	6	Electronic Hobby/Professional Tool Kit	1 Socket Adapter, Soldering Iron, IC Inserter 14-16 Pin ICS, 4-piece Precision Screwdriver, Reverse Action Tweezer, Curved Scribe/Scraper, 5" Long Nose Pliers, Mini box, IC Extractor, Solder Sucker, Extension Bar, 10-piece Bit Set, Solder Reel, 10 Cable Ties, 6" Adjustable Wrench, 3-claw Part Retriever, 4-1/2" Diagonal Pliers, 8" Crimp Tool, 9-piece Hex Key, Tweezers, 3-way Ratchet Driver, 2 Sockets: (3/16", 1/4"), Blow Molded Case	53
12-6972	7	R & D/PC Master Tool Kit	Spare Parts Tube, IC Inserter 24-28 Pin ICS, 1/4" Nut Driver, #1 Phillips Screwdriver, 1/8" Flat Screwdriver, 1/4" Flat Screwdriver, 5" Long Nose Pliers, Mini Reverse Action Tweezers, Scraper/Wire Brush, Scribe/Fork, Solder Sucker, Solder Iron, 8" Wire Stripper/Crimper, IC Extractor, 3/16" Nut Driver, #0 and #2 Phillips Screwdrivers, 3/16" Flat Screwdriver, T-10/T-15 Star Driver, Tweezers, 3-claw Part Retriever, Curved Scribe/Scraper, Heat Sink, Solder Reel, 6" Adjustable Wrench, Vinyl Zippered Case	26
12-6974	8	Electrical Service/PC Cleaning Tool Kit	Spare Parts Tube, 1/8" Flat Screwdriver, Tweezers, Cleaner/Anti-static, 3.5" Disk Driver Cleaner, 1 Reversible Star Bit Driver, 2 Reversible Slotted/Phillips Blade Bit: (3/16" #1 and 1/4" #2), Reversible Handle, 4-1/2" Diagonal Pliers, Cleaning Tools, Cleaning Paper, 5.25" Disk Drive Cleaner, #0 Phillips Screwdriver, 5" Long Nose Pliers, Cleaning Water, Cleaning Swabs, 3/16" and 1/4" Nut Bits, Vinyl Zippered Case	19

NEW SELF-STORING TOOLS



Fig. 1



Fig. 2



Fig. 3



Fig. 4



Fig. 5



Fig. 6



Fig. 7



Fig. 8



Fig. 9



Fig. 10



Fig. 11




Fig. 12

Self-Storing Tools

Retail Part No.	Bulk Part No.	Bulk Part No. 12 Package	Fig. No.	Description	Features
12-6980		12-6980-12	1	Select-A-Drive Screwdriver	1 Each: 3/16" & 1/4" Slotted, #1 & #2 Phillips, #2 Square, Torx T-15 Bits
12-6984		12-6984-12	2	Mini Select-A-Drive Screwdriver with Belt Clip	1 Each: 2 & 4 mm Slotted, 0 & 1 pt. Phillips, 0 pt. Square Bits
12-6986		12-6986-12	3	SAE Select-A-Drive HEX Driver	1 Each: 3/32", 7/64", 1/8", 9/64", 5/32", 3/16" Bits
12-6988		12-6988-12	4	Metric Select-A-Drive HEX Driver	1 Each: 2mm, 2.5mm, 3mm, 4mm, 5mm, 6mm Bits
12-6990			5	Phillips Select-A-Drive Replacement Bits, 2 Pieces	1 Each: #1 & #2 Phillips Bits
12-6991			6	Slotted Select-A-Drive Replacement Bits, 2 Pieces	1 Each: 1/4" & 3/16" Slotted Bits
12-6992			7	Square Select-A-Drive Replacement Bits, 2 Pieces	1 Each: #1 & #2 Square Bits
12-6993			8	Torx Select-A-Drive Replacement Bits, 2 Pieces	1 Each: T-15 & T-20 Torx Bits
12-6994			9	SAE Socket-Silo 1/4" Ratchet Set	1 Each: 1/4", 9/32", 5/16", 11/32", 3/8", 7/16", 1/2" Sockets
12-6995			10	Metric Socket-Silo 1/4" Ratchet Set	1 Each: 6mm, 7mm, 8mm, 9mm, 10mm, 11mm, 13mm Sockets
12-6996			11	SAE Socket-Silo 3/8" Ratchet Set	1 Each: 3/8", 7/16", 1/2", 9/16", 5/8", 11/16", 3/4" Sockets
12-6997			12	Metric Socket-Silo 3/8" Ratchet Set	1 Each: 10mm, 11mm, 13mm, 14mm, 15mm, 17mm, 19mm Sockets

TOOL PROGRAMS

- Tool Spinner Program 49-1923
- 49 Tool Part Numbers
- Spinner Program
- Crimpers, Strippers, Pliers, Cutters



Display Rack Part No.49-1923

- Tool Spinner Program 49-1923
- 49 Tool Part Numbers
- Spinner Program
- Crimpers, Strippers, Pliers, Cutters

Program Contents:

Part No.	Quantity Per Program	Quantity Package	Description
12-001	2	1	Professional Telco Crimp Tool, 8 Contact
12-002	2	1	Modular Crimp Tool, 4 & 6 Contact
12-004	2	1	Telco Crimp Tool, 4 & 6 Contact
12-005	2	1	Metal Crimp Tool for Handset Plug
12-088	2	1	Standard 1 Piece Compression Tool
12-155	2	1	Fully Automatic Wire Stripper
12-171	2	1	Coax Stripper 2 Level
12-172	2	1	Coax Stripper 3 Level
12-176	2	1	Telco Line Cord Stripper
12-178	2	1	Multi-Function Wire Stripper
12-197	2	1	Round Cable Rotary Wire Stripper
12-2475	2	1	7-1/2" Metal Ratcheting Crimp Tool for RJ11, RJ12, RJ45
12-400	2	1	Crimping Tool with Terminal Assortment
12-454	2	1	Modular Crimp Tool
12-456	2	1	Ratcheting Crimp Tool
12-460	2	1	Crimping Tool for "D" Sub Connector
12-461	2	1	6-1/2" Coaxial Cable Cutter
12-462	2	1	Round Cable and Wire Cutter
12-464	2	1	D-Sub/Double-D Service Tool
12-466	2	1	4 Way Indent Crimper
12-531	2	1	Coax Stripper for RG-59
12-5700	2	1	Impact Punch Down Tool
12-7301	2	1	4-1/2" Chain-Nose Pliers
12-7302	2	1	5" Chain-Nose Pliers
12-7303	2	1	4-1/2" Flat-Nose Pliers
12-7304	2	1	5" Flat-Nose Pliers
12-7305	2	1	4-1/2" Round-Nose Pliers
12-7306	2	1	5" Round-Nose Pliers
12-7307	2	1	4-1/2" Chain-Nose Pliers-Serrated
12-7308	2	1	5" Chain-Nose Pliers-Serrated
12-7309	2	1	4-1/2" Bent-Nose Pliers
12-7310	2	1	4-1/2" Bent-Nose Pliers-Serrated
12-7311	2	1	5" Extra Long Chain-Nose Pliers
12-7312	2	1	5" Bent-Nose Pliers
12-7313	2	1	6" Extra Long Bent-Nose Pliers
12-7314	2	1	5-3/4" Extra Long Needle-Nose Pliers
12-7315	2	1	4-3/4" Long-Nose Side Cutter Pliers
12-7321	2	1	4-1/2" Side Cutter, Semi-Flush
12-7322	2	1	5" Side Cutter, Semi-Flush
12-7323	2	1	4-1/2" Side Cutter, Full-Flush
12-7324	2	1	5" Side Cutter, Full-Flush
12-7325	2	1	4-1/2" Side Cutter, Tapered Semi-Flush
12-7326	2	1	4-1/2" Side Cutter, Tapered Full-Flush
12-7330	2	1	4-1/2" Flush Tip Cutter
12-7331	2	1	4-1/2" Mini Tapered Flush Cutter
12-7332	2	1	4-1/2" Mini Oval Flush Cutter
12-7333	2	1	6" Long-Nose Plier-Serrated Jaws
12-9001	2	1	Crimp Tool 22-10 AWG Insulated Terminal
12-9021	2	1	Crimp Tool RG-59, RG-6 "F" Type CAT 5
49-449-10R	55		4" Hooks
49-1923-3	1		Reorder Card Set
75-2040-R	1		Rotary Rack
GC-PKRM-7838	1		Packing List & Road Map
GC-HDR-7851	1		2' Crimp Tool Header
GC-HDR-7879	1		2' Plier Tool Header

TOOL PROGRAMS (Cont.)

- Professional Tool Program 49-1908
- 25 Tool Part Numbers
- 2 Foot Program
- Pliers



- Professional Tool Program 49-1908
- 25 Tool Part Numbers
- 2 Foot Program
- Pliers

Program Contents:

Part No.	Quantity Per Program	Quantity Package	Description
12-7301	2	1	4-1/2" Chain-Nose Pliers
12-7302	2	1	5" Chain-Nose Pliers
12-7303	2	1	4-1/2" Flat-Nose Pliers
12-7304	2	1	5" Flat-Nose Pliers
12-7305	2	1	4-1/2" Round-Nose Pliers
12-7306	2	1	5" Round-Nose Pliers
12-7307	2	1	4-1/2" Chain-Nose Pliers-Serrated
12-7308	2	1	5" Chain-Nose Pliers
12-7309	2	1	4-1/2" Bent-Nose Pliers
12-7310	2	1	4-1/2" Bent-Nose Pliers-Serrated
12-7311	2	1	5" Extra Long Chain-Nose Pliers
12-7312	2	1	5" Bent-Nose Pliers
12-7313	2	1	6" Extra Long Bent-Nose Pliers
12-7314	2	1	5-3/4" Extra Long Needle-Nose Pliers
12-7315	2	1	4-3/4" Long-Nose Side Cutter Pliers
12-7321	2	1	4-1/2" Side Cutter, Semi-Flush
12-7322	2	1	5" Side Cutter, Semi-Flush
12-7323	2	1	4-1/2" Side Cutter, Full-Flush
12-7324	2	1	5" Side Cutter, Full-Flush
12-7325	2	1	4-1/2" Side Cutter, Tapered Semi-Flush
12-7326	2	1	4-1/2" Side Cutter, Tapered Full-Flush
12-7330	2	1	4-1/2" Flush Tip Cutter
12-7331	2	1	4-1/2" Mini Tapered Flush Cutter
12-7332	2	1	4-1/2" Mini Oval Flush Cutter
12-7333	2	1	6" Long-Nose Pliers-Serrated Jaws
49-508-10R	30		2" Hooks
49-1908-3	1		Reorder Card Set
75-2050-R	1		2' Display Rack
75-3001-5R	2		Brackets
75-3001-6R	2		2 Sided Tape (5/8" x 8")
GC-PK-6826	1		Packing List
GC-RM-6842	1		Roadmap
GC-HDR-7879	1		Header

TOOL PROGRAMS (Cont.)

- Professional Tool Program 49-1940
- 13 Tool Part Numbers
- 2 Foot Program
- Crimpers, Strippers



- Professional Tool Program 49-1940
 - 13 Tool Part Numbers
 - 2 Foot Program
 - Crimpers, Strippers
- Program Contents:

Part No.	Quantity Per Program	Quantity Package	Description
12-171	3	1	Coax Stripper 2 Level
12-172	3	1	Coax Stripper 3 Level
12-176	4	1	Telco Line Cord Stripper
12-178	3	1	Multi-Function Wire Stripper
12-197	2	1	Round Cable Rotary Wire Stripper
12-454	2	1	Modular Crimp Tool
12-461	6	1	6-1/2" Coax Cable Cutter
12-462	6	1	Round Cable and Wire Cutter
12-464	3	1	D-Sub/Double-D Service Tool
12-466	2	1	4 Way Indent Crimper
12-5700	3	1	Impact Punch Down Tool
12-9001	2	1	Crimp Tool 22-10 AWG Insulated Terminal
12-9021	2	1	Crimp Tool RG-59, RG-6 "F" Type CAT 5
49-449-10R	18	1	4" Hooks
49-1940-3	1	1	Reorder Card Set
75-2050-R	1	1	2' Display Rack
75-3001-5R	2	1	Brackets
75-3001-6R	2	1	2 Sided Tape
GC-HDR-7851	1	1	Header
GC-PKRM-7466	1	1	Packing List & Road Map

