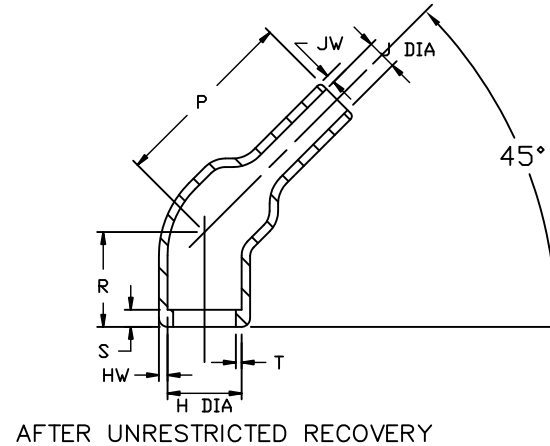
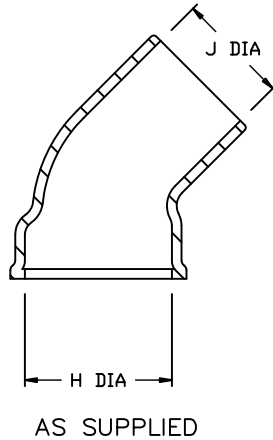


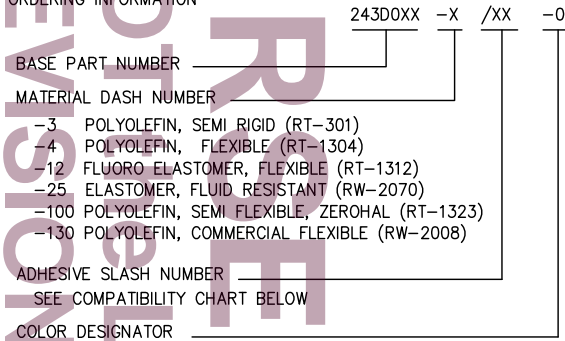
NOTES

1. ALL DIMENSIONS ARE IN INCHES
[MILLIMETERS]
2. DIMENSIONS APPEARING IN TABLE ARE AS FOLLOWS:
a - AS SUPPLIED
b - AFTER UNRESTRICTED RECOVERY
3. COATING IS OPTIONAL. AS SUPPLIED DIMENSIONS APPEARING IN TABLE ARE FOR UNCOATED PARTS WHEN COATING IS ADDED, ENTRY DIAMETERS WILL BE REDUCED BY 0.06 MAX.
4. /225 IS NOT AVAILABLE ON 243D012, ORDER 243D012-25-G04/225-0



DIMENSIONING AND TOLERANCING PER ASME Y14.5M (ISO STANDARDS)		
REVISIONS		
LTR	DESCRIPTION	DATE
F	RELEASE PER ECO-12-005121	03/15/2012

ORDERING INFORMATION



- MATERIAL DASH NUMBER**
- 3 POLYOLEFIN, SEMI RIGID (RT-301)
 - 4 POLYOLEFIN, FLEXIBLE (RT-1304)
 - 12 FLUORO ELASTOMER, FLEXIBLE (RT-1312)
 - 25 ELASTOMER, FLUID RESISTANT (RW-2070)
 - 100 POLYOLEFIN, SEMI FLEXIBLE, ZEROHAL (RT-1323)
 - 130 POLYOLEFIN, COMMERCIAL FLEXIBLE (RW-2008)

ADHESIVE SLASH NUMBER
SEE COMPATIBILITY CHART BELOW

COLOR DESIGNATOR

PART DESCRIPTION	H		J		P	R	S	T	HW	JW
	MIN	MAX	MIN	MAX	±10%	±10%	±10%	±10%	±20%	±20%
	a	b	a	b	b	b	b	b	b	b
243D012	.75 [19,0]	.56 [14,2]	.31 [8,0]	.16 [4,1]	.94 [24,0]	.39 [10,0]	.12 [3,0]	.04 [1,0]	.09 [2,3]	.07 [1,9]
243D022	.94 [24,0]	.70 [17,8]	.47 [12,0]	.22 [5,6]	1.06 [27,0]	.39 [10,0]	.12 [3,0]	.04 [1,0]	.11 [2,8]	.07 [1,9]

If this document is printed it becomes uncontrolled. Check for the latest revision

Raychem Molded Parts
CUSTOMER DRAWING

COMPATIBILITY CHART

MATERIAL DASH NO.	ADHESIVE (COATING) SLASH NUMBER	ADHESIVE (COATING) S NUMBER
-3	/42; /86	S-1017; S-1048
-4	/42; /86	S-1017; S-1048
-6	N/A	N/A
-25	/42; /86; /225	S-1017; S-1048; S-1206
-100	/86; /180	S-1048; S-1026
-130	/42;	S-1017;

THIS DRAWING AND THE INFORMATION SET FORTH HEREON ARE THE PROPERTY OF TYCO ELECTRONICS CORPORATION, AND ARE TO BE HELD IN TRUST AND CONFIDENCE. PUBLICATION, DUPLICATION, DISCLOSURE OR USE FOR ANY PURPOSE NOT EXPRESSLY AUTHORIZED IN WRITING BY TYCO ELECTRONICS CORPORATION IS PROHIBITED.

UNLESS OTHERWISE SPECIFIED DIMENSIONS ARE METRIC AND INCHES ARE IN BRACKETS. DECIMAL TOLERANCES XXX ± 0.13 (.005) XX ± 0.25 (.01) X ± 0.50 (.10) ANGLE TOLERANCE .X ± 1 DEG.	DRAWN M Mazariegos 3/7/12	APPROVED D.Hurrell 3/12/12	 TE Connectivity	
	RPN			TITLE 45° BOOT, THICK WALL, WITH LIP
	CAD FILE: 243D0XX_CD			
TYCO ELECTRONICS RESERVES THE RIGHT TO AMEND THIS DRAWING AT ANY TIME. USERS SHOULD EVALUATE THE SUITABILITY OF THE PRODUCT FOR THEIR APPLICATION.	THIRD ANGLE PROJECTION		SIZE B CODE IDENT. NO. 06090 DWG. NO. 243D0XX	

© 2011 Tyco Electronics Corporation. All rights reserved. DO NOT SCALE THIS DRAWING SHEET 1 OF 1