

TEST LEADS

Digital Low Resistance Ohmmeters



- Extensive range of lead types and lengths from the leader in low resistance testing
- Wide variety of Kelvin clips, C-clamps, dual points and individual leads
- Used with a multitude of Megger DLROs from 2A to 600A output
- Contacts, bonding, battery straps, graphite electrodes, motor windings, and many more applications

Megger, the leader in low resistance testing, uses a Kelvin-style test method to accurately take low resistance readings. In order to take accurate readings, the potential measurement is taken inside of the current injection

points. Therefore, either a current lead in tandem with a separate potential lead or a “duplex” lead set is required. A wide variety of lead sets is available and it may be possible to design custom leads to suit special applications.

INDIVIDUAL TEST LEADS


Potential Lead Set

Used in combination with 242041 current leads. Separates the C and P connections

Termination: Hand spikes

Will fit: DLRO10HD, DLRO10, DLRO10X, 247000, 247001, 247002, 247100, 247101, BT51

Cat. No.	Length
242021-7	7 ft (2 m)
242021-18	18 ft (5.5 m)
242021-30	30 ft (9 m)



Cat. No. 242021-7

Current Clip Lead Set

Used in combination with 242021 potential leads. Separates the C and P connections

Current: 10 A

Termination: Terminal clips

Will fit: DLRO10HD, DLRO10, DLRO10X, 247000, 247001, 247002, 247100, 247101, BT51

Cat. No.	Length
242041-7	7 ft (2 m)
242041-18	18 ft (5.5 m)
242041-30	30 ft (9 m)



Cat. No. 242041-18

Current Clip Lead Set

This lead set is for current only and employs clamps with a notched anvil to ensure a solid connection. A potential lead set is also required to complete the Kelvin pair.

Current: 100 A

Termination: Clamps

Will fit: 247100, 247101

Cat. No.	Length
242144-16	16 ft (4.9 m)
242144-26	26 ft (8 m)



Cat. No. 242144-16

DUPLEX TEST LEADS

Helical Spring Point Leads


Handspikes with spring loaded tips that compress and rotate to ensure good contact. Spacing between P and C probe tips is 0.4 in. (10 mm).

Current: 10 A

(Maximum current capacity 20 A for C/N EV6111-022, 10 A for longer lead lengths)

Will fit: 247100, 247101, DLRO10HD, DLRO10, DLRO10X

Cat. No.	Length
242011-7	7 ft (2 m)
242011-18	18 ft (5.5 m)
242011-30	30 ft (9 m)
EV6111-022	8 ft (2.5 m)
EV6111-023	20 ft (6 m)



Cat. No. 242011-7

Duplex Hand Spikes

Duplex hand spikes with spring loaded tips. One probe has LEDs that operate with the DLRO10 for connection indication and live warning. The DLRO10X can indicate test limit pass/fail. Spacing between P and C probe tips is 0.23 in. (6 mm).

Current: 10 A

Will fit: DLRO10HD, DLRO10, DLRO10X

Cat. No.	Length
EV6111-503	4 ft (1.2 m)
EV6111-517	8 ft (2.5 m)
EV6111-518	4 ft (1.2 m)



Cat. No. EV6111-503 (DH4)


Helical Hand Spikes with Spring Points and Current Pushbutton Switch

Hand spikes with a switch and spring-loaded tips that compress and rotate to ensure good contact. Depressing the momentary contact switch will start the current flow. The spacing between P and C probes is 0.4 in. (10 mm).

Current: 10 A

Will fit: DLRO10, DLRO10X, 247000, 247001, 247002, 247101, 247102

Cat. No.	Length
242009-18	18 ft (5.5 m)



Cat. No. 242009-18


Heavy Duty Fixed Point Hand Spikes

Economical, light weight and built for durability. Spikes are not spring loaded. Spacing between C and P probe tips is 0.35 in. (9 mm).

Current: 10 A

Will fit: DLRO10HD, DLRO10, DLRO10X, 247000, 247001, 247002, 247100, 247101, BT51

Cat. No.	Length
242002-7	7 ft (2 m)
242002-18	18 ft (5.5 m)
242002-30	30 ft (9 m)



Cat. No. 242002-7


Replaceable Needle Points

These fine-tipped replaceable points are ideal for smaller parts and surfaces. Both of the P and C points are replaceable and are mounted in easy-to-hold handles.

Current: 10 A

Will fit: DLRO10HD, DLRO10, DLRO10X, 247000, 247001, 247002

Cat. No.	Length
242003-7	7 ft (2 m)



Cat. No. 242003-7

Heavy Duty C-Clamps


Kelvin clamps, current passes through the C-clamp and screw thread, the potential passes through a four-point anvil insulated from the clamp.

Current: 100 A

Clamp Capacity: 4 in. (10 cm)

Will fit: 247100, 247101 DLRO200*, DLRO600* (*only to 100 A)

Cat. No.	Length
242104-2-16	16 ft (5 m)
242104-2-26	26 ft (8 m)



Cat. No. 242104-2-16

Heavy Duty C-Clamps (continued)

Kelvin clamps, current passes through the C-clamp and screw thread, the potential passes through a four-point anvil insulated from the clamp.

Current: 10 A

Clamp Capacity: 2 in. (5 cm)

Will fit: DLRO10HD, DLRO10, DLRO10X, 247000, 247001, 247002, 247100, 247101, BT51

Cat. No.	Length
242004-7	7 ft (2 m)
242004-18	18 ft (5.5 m)
242004-30	30 ft (9 m)



Cat. No. 242004-18

Kelvin Clips

Kelvin clips, current connection to one jaw, potential connection to other jaw. Easy connection to cables and small wires.

Current: 10 A

Will fit: DLRO10HD, DLRO10, DLRO10X, 247000, 247001, 247002, 247100, 247101, BT51

Cat. No.	Length	Jaw Capacity
241005-7*	7 ft (2 m)	0.5 in. (1.3 cm)
242005-7**	7 ft (2 m)	0.5 in. (1.3 cm)
242006-7	7 ft (2 m)	1.5 in. (4 cm)
242006-18	18 ft (5.5 m)	1.5 in. (4 cm)
242006-30	30 ft (9 m)	1.5 in. (4 cm)

*Gold plated

**Silver plated



Cat. No. 241005-7

High Current Lead Sets

Lead set consists of pair of flexible high current capacity (600 A cont.) leads, together with a separate pair of lightweight potential leads.

Current leads are fitted with heavy duty spring clamps. Jaw capacity of clamps: 2.4 in. (60 mm)

Potential leads fitted with smaller HD crocodile clips. Jaw capacity of clips: 0.9 in. (22 mm)

Current: 600 A

Termination: Clamps

Will fit: DLRO200, DLRO600

Cat. No.	Length
EV6220-755	16 ft (5 m)
EV6220-756	33 ft (10 m)
EV6220-757	50 ft (15 m)
EV6220-787	16 ft (5 m)



Cat. No. EV6220-755

Wind Turbine Lightning Protection Test Lead Set

Specially designed for measuring resistance of lightning protection circuit between wind turbine blade tip to ground.

(Available through Megger U.S. Authorized Stocking Distributors.)

Current: 10 A

Will fit: DLRO10, DLRO10X, BT51

Cat. No. 1000-809

Termination

Kelvin clip and hook ends on HD cable reel with friction brake

DH2 lead with duplex hand spikes and hook end



Cat. No. 1000-809

Length

328 ft (100 m)

16 ft (5 m)

Ordering Information for Individual Test Leads

Cat. No.	Type	Termination	Length	Current	DLRO10HD	DLRO10	DLRO10X	247000	247001	247002	247100	247101	DLRO200	DLRO600	BT51
242021-7	Potential	Hand Spikes	7 ft. (2 m)	N/A	■	■	■	■	■	■	■*	■*			■
242021-18	Potential	Hand Spikes	18 ft. (5.5 m)	N/A	■	■	■	■	■	■	■*	■*			■
242021-30	Potential	Hand Spikes	30 ft. (9 m)	N/A	■	■	■	■	■	■	■*	■*			■
242041-7	Current	Terminal Clips	7 ft. (2 m)	10 A	■	■	■	■	■	■	■*	■*			■
242041-18	Current	Terminal Clips	18 ft. (5.5 m)	10 A	■	■	■	■	■	■	■*	■*			■
242041-30	Current	Terminal Clips	30 ft. (9 m)	10 A	■	■	■	■	■	■	■*	■*			■
242144-16	Current	Clamps	16 ft (5 m)	100 A						■	■	■			
242144-26	Current	Clamps	26 ft (8 m)	100 A						■	■	■			

Ordering Information for Duplex Test Leads

Cat. No.	Termination	Length	Current	DLRO10HD	DLRO10	DLRO10X	247000	247001	247002	247100	247101	DLRO200	DLRO600	BT51
242011-7	Helical Hand Spikes with Spring Points	7 ft. (2 m)	10 A	■	■	■	■	■	■	■***	■***			
EV6111-022		8 ft. (2.5 m)	10 A	■	■	■								■
242011-18		18 ft. (5.5 m)	10 A	■	■	■	■	■	■	■***	■***			
EV6111-023		20 ft. (6 m)	10 A	■	■	■								■
242011-30		30 ft. (9 m)	10 A	■	■	■	■	■	■	■	■	■		
EV6111-503*	Duplex Hand Spikes	4 ft. (1.2 m)	10 A	■	■	■								
EV6111-517*		8 ft. (2.5 m)	10 A	■	■	■								
EV6111-518*		4 ft. (1.2 m)	10 A		■	■								
242009-18	Helical Hand Spikes with Spring Points and Current Push-button Switch	18 ft. (5.5 m)	10 A		■	■	■	■	■	■***	■***			
242002-7	Fixed-Point Hand Spikes	7 ft. (2 m)	10 A	■	■	■	■	■	■	■***	■***			■
242002-18		18 ft. (5.5 m)	10 A	■	■	■	■	■	■	■***	■***			■
242002-30		30 ft. (9 m)	10 A	■	■	■	■	■	■	■***	■***			■
242003-7	Replaceable Needle Points	7 ft. (2 m)	10 A	■	■	■	■	■	■					
242104-2-16	2 in. (5 cm)	16 ft. (5 m)	100 A							■	■	■		
242104-2-26		26 ft. (8 m)	100 A							■	■	■		
242004-7	Heavy-Duty C-Clamps	7 ft. (2 m)	10 A	■	■	■	■	■	■	■***	■***			■
242004-18		18 ft. (5.5 m)	10 A	■	■	■	■	■	■	■***	■***			■
242004-30		30 ft. (9 m)	10 A	■	■	■	■	■	■	■***	■***			■
242165S	C-Clamp + Hand Spikes	165+7 ft. (50+2 m)	10 A				■	■	■	■***	■***			
241005-7*	0.5 in. (1.3 cm) Kelvin Clips	7 ft. (2 m)	10 A	■	■	■	■	■	■	■***	■***			■
242005-7**		7 ft. (2 m)	10 A	■	■	■	■	■	■	■***	■***			■
242006-7	1.5 in. (4 cm) Kelvin Clips	7 ft. (2 m)	10 A	■	■	■	■	■	■	■***	■***			■
242006-18		18 ft. (5.5 m)	10 A	■	■	■	■	■	■	■***	■***			■
242006-30		30 ft. (9 m)	10 A	■	■	■	■	■	■	■***	■***			■
EV6220-755	Current Leads with HD Clips and Separate Potential Leads with Clips	16 ft. (5 m)	600 A										■	■
EV6220-756		33 ft. (10 m)	600 A									■	■	
EV6220-757		50 ft. (15 m)	600 A									■	■	
EV6220-787		16 ft. (5 m)	600 A									■	■	
1000-809	Kelvin clip and hook ends on HD cable reel with friction brake	328 ft. (100 m)	10 A		■	■								■
(See Note)		DH2 leads with duplex hand spikes and hook end	16 ft. (5 m)	10 A		■	■							■
1001-035	DH7 duplex handspikes	8 ft (2.5 m)	600 V	■										

* Gold plated
** Silver plated
***Can be used with the 10A module