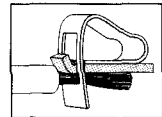


PCB Terminal Strips, Series 233 and 234, Pin spacings 2.5 mm / 0.098 in and 2.54 mm / 0.1 in

CAGE CLAMP®
CONNECTION



4
7

Pin spacing 2.5 (2.54) mm / 0.098 (0.1) in
0.08 - 0.5 mm² ① | AWG 28 - 20 ①
250 V/2.5 kV/2 | 125 V, 4 A ②
6 A




Pin spacing 2.5 (2.54) mm / 0.098 (0.1) in
0.08 - 0.5 mm² ① | AWG 28 - 20 ①
250 V/2.5 kV/2 | 125 V, 4 A ②
6 A

Pin spacing 2.5 (2.54) mm / 0.098 (0.1) in
0.08 - 0.5 mm² ① | AWG 28 - 20 ①
250 V/2.5 kV/2 | 125 V, 4 A ②
6 A

5 - 6 mm / 0.22 in

5 - 6 mm / 0.22 in

5 - 6 mm / 0.22 in



No. of poles	Item-No. 2.5 mm	Item-No. 2.54 mm	Pack.-unit pcs	No. of poles	Item-No. 2.5 mm	Item-No. 2.54 mm	Pack.-unit pcs	No. of poles	Item-No. 2.5 mm	Item-No. 2.54 mm	Pack.-unit pcs
Terminal strips, standard lengths				Terminal strips, standard lengths				Terminal strips, standard lengths			
other lengths contact factory, 2 solder pins/pole				2 solder pins/pole				2 solder pins/pole			
	grey	orange			grey	orange			grey	orange	
2	233-102	233-402	6 x 100	2	233-202	233-502	6 x 100	2	234-202	234-502	6 x 100
3	233-103	233-403	4 x 125	3	233-203	233-503	4 x 125	3	234-203	234-503	4 x 130
4	233-104	233-404	4 x 100	4	233-204	233-504	4 x 100	4	234-204	234-504	4 x 100
5	233-105	233-405	4 x 85	5	233-205	233-505	4 x 85	5	234-205	234-505	4 x 85
6	233-106	233-406	4 x 70	6	233-206	233-506	4 x 70	6	234-206	234-506	4 x 70
7	233-107	233-407	4 x 60	7	233-207	233-507	4 x 60	7	234-207	234-507	4 x 60
8	233-108	233-408	4 x 55	8	233-208	233-508	4 x 55	8	234-208	234-508	4 x 55
9	233-109	233-409	4 x 50	9	233-209	233-509	4 x 50	9	234-209	234-509	4 x 50
10	233-110	233-410	4 x 45	10	233-210	233-510	4 x 45	10	234-210	234-510	4 x 45
12	233-112	233-412	4 x 35	12	233-212	233-512	4 x 35	12	234-212	234-512	4 x 35
16	233-116	233-416	4 x 25	16	233-216	233-516	4 x 25	16	234-216	234-516	4 x 25
24	233-124	233-424	4 x 20	24	233-224	233-524	4 x 20	24	234-224	234-524	4 x 20
36	233-136	233-436	4 x 10	36	233-236	233-536	4 x 10	36	234-236	234-536	4 x 10
48	233-148	233-448	4 x 10	48	233-248	233-548	4 x 10	48	234-248	234-548	4 x 10
Terminal strips without push-buttons cannot be retrofitted with push-buttons!				Other lengths - contact factory				Other lengths - contact factory			

Accessories

Marker cards, computer marked,

20 self-adhesive strips per card

Marking

1-16 (60x)	249-151	249-156	1 card
17-32 (60x)	249-152	249-157	1 card
33-48 (60x)	249-153	249-158	1 card

Direct printing contact factory

Marker cards, computer marked,

20 self-adhesive strips per card

Marking

1-16 (60x)	249-151	249-156	1 card
17-32 (60x)	249-152	249-157	1 card
33-48 (60x)	249-153	249-158	1 card

Direct printing contact factory

Marker cards, computer marked,

20 self-adhesive strips per card

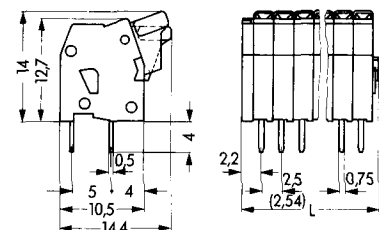
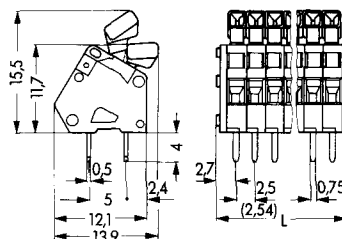
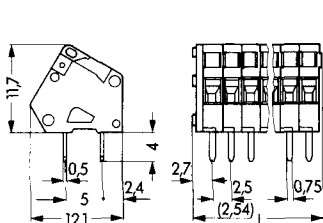
Marking

1-16 (60x)	249-151	249-156	1 card
17-32 (60x)	249-152	249-157	1 card
33-48 (60x)	249-153	249-158	1 card

Direct printing contact factory

Operating tool for front-entry wiring 233-332

Dimensions (in mm)



Diameter of drilled hole: 1.1^{+0.1} mm
L = (No. of poles x pin spacing) + 2.3 mm

Diameter of drilled hole: 1.1^{+0.1} mm
L = (No. of poles x pin spacing) + 2.3 mm

Diameter of drilled hole: 1.1^{+0.1} mm
L = (No. of poles x pin spacing) + 2.2 mm

* For international approvals (with corresponding ratings) see pages 10.3 - 10.38.

① in adjacent positions 0.75 mm² / AWG 18