


PCB terminal strip; 2 solder pins/pole; 16-pole; pin spacing 2.54 mm / 0.1 in

Item No.: 233-416



PCB terminal strip; 2 solder pins/pole; 16-pole; pin spacing 2.54 mm / 0.1 in

Marking

RoHS ✓
Compliant

Business data

Supplier	WAGO
Item no.	233-416
GTIN / EAN	4045454050122
Content	1
Order amount	25
Customer item number	

Notes

Compact terminal strips with CAGE CLAMP® connection and screwdriver actuation parallel or perpendicular to conductor entry
Double solder pins for high mechanical stability
Custom color combinations

Technical data

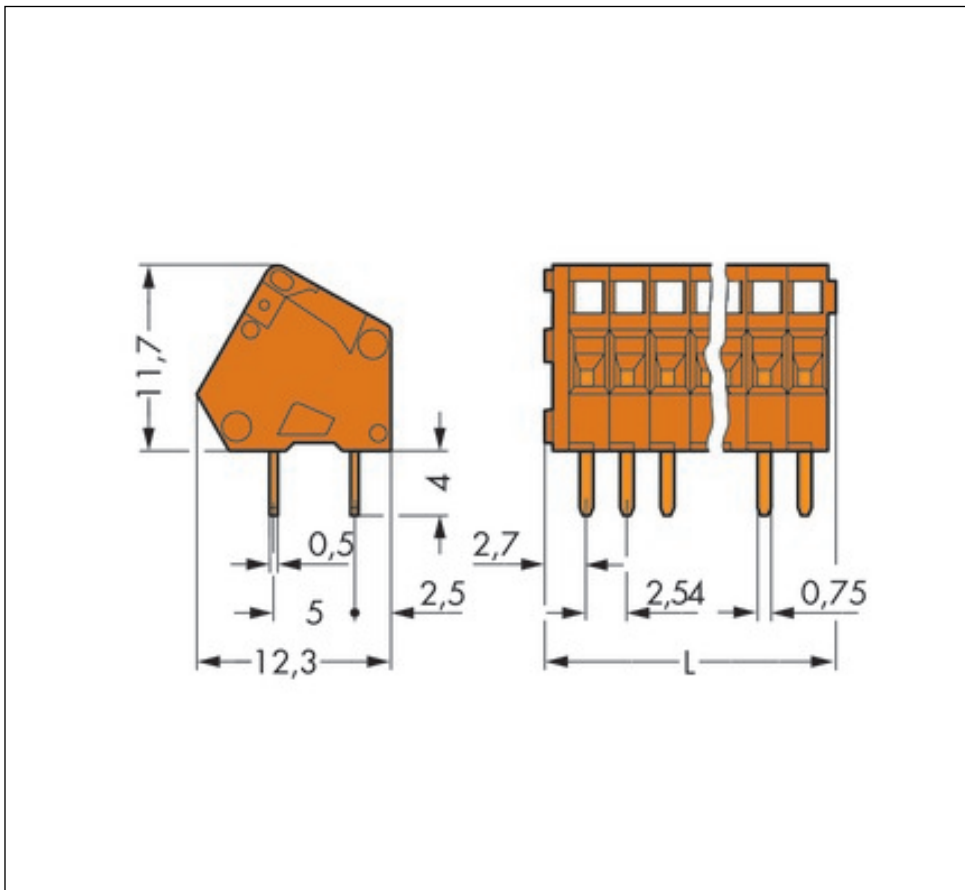

Miscellaneous

No. of poles	16
Pin Spacing	2.54 mm / 0.1 in %
Total number of connection points	16
Total number of potentials	16
Color	orange
Ratings according to 1	IEC/EN 60664-1
Overvoltage category EN 1	III
Pollution degree (1)	2

Technical data	
Rated voltage EN (1) [V]	160 [V]
Rated surge voltage (1) [kV]	2.5 [kV]
Nominal current [A]	6 [A]
Overtoltage category EN 2	II
Degree of pollution (2)	2
Rated voltage EN (2) [V]	320 [V]
Rated surge voltage (2) [kV]	2.5 [kV]
Nominal current (2) [A]	6 [A]
Overtoltage category EN 3	III
Degree of pollution (3)	3
Rated voltage EN (3) [V]	63 [V]
Rated surge voltage (3) [kV]	2.5 [kV]
Nominal current (3) [A]	6 [A]
Number of individual connection objects at the product	1
Connection technology (1)	CAGE CLAMP®
Solid sizes 1	0.08 ... 0.5 mm ² / 28 ... 20 AWG
Fine-stranded wires 1	0.08 ... 0.5 mm ² / 28 ... 20 AWG
Fine-stranded wires with insulated ferrule 1	0.25 mm ² / AWG
Fine-stranded wires with uninsulated ferrule 1	0.25 mm ² / AWG
Strip length 1	5 ... 6 mm / 0.2 ... 0.24 in
Conductor entry angle to the PCB 1 [°]	30 [°]
Solder pin arrangement	in-line solder pin
Solder pin length [mm]	4 [mm]
Solder pin width A [mm]	0.5 [mm]
Solder pin width B [mm]	0.75 [mm]
Tolerance of drilled hole [mm]	1.1(+ 0.1) [mm]
Material group	I
Insulating material	Polyamide 66 (PA 66)
Flammability rating per UL 94	V0
Limit temperature range	-60 C ... 105 C
Clamping spring material	Chrome-nickel spring steel (CrNi)
Contact material	Electrolytic copper (Ecu)
Contact plating	tin-plated
Fire load [MJ]	0.084 [MJ]
Weight [g]	5.498 [g]

Technical data	
<i>Width</i>	<i>42.94 mm / 1.691 in</i>
<i>Height</i>	<i>15.7 mm / 0.618 in</i>
<i>Height from the surface</i>	<i>11.7 mm / 0.461 in</i>
<i>Length</i>	<i>12.1 mm / 0.476 in</i>

Images & drawings



Address

WAGO Kontakttechnik GmbH & Co. KG

Hansastr. 27

32423 Minden

Telefon: 0571/887-0

Fax: 0571/887-169

<http://www.wago.com>

© WAGO Kontakttechnik GmbH & Co. KG

Technische Änderungen und Irrtümer vorbehalten.