

2317206-3 ✓ ACTIVE

AMPMODU | AMPMODU 2 mm

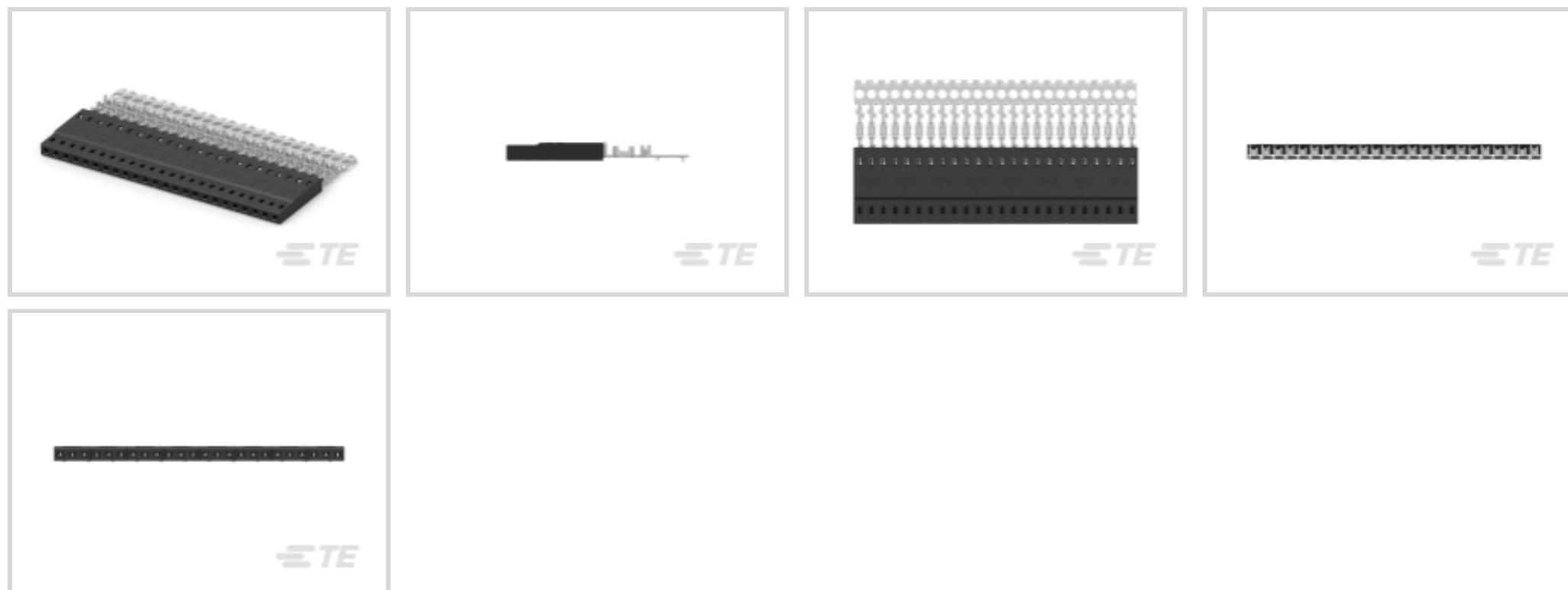
TE Internal #: 2317206-3

AMPMODU 2 mm, Connector Assembly, Receptacle, Wire-to-Board, 3 Position, 2mm [.079in] Centerline, Insulation Displacement Crimp (IDC), 1 Row

[View on TE.com >](#)



Connectors > PCB Connectors > Wire-to-Board Connectors > Wire-to-Board Connector Assemblies & Housings



Connector Product Type: **Connector Assembly**

Connector & Housing Type: **Receptacle**

Connector System: **Wire-to-Board**

Number of Positions: **3**

Centerline (Pitch): **2 mm [.079 in]**

Features

Product Type Features

| | |
|-----------------------------------|--------------------|
| Applied Pressure | Standard |
| Connector Product Type | Connector Assembly |
| Connector & Housing Type | Receptacle |
| Connector System | Wire-to-Board |
| Sealable | No |
| Connector & Contact Terminates To | Wire & Cable |

Configuration Features

| | |
|---------------------|---|
| Number of Positions | 3 |
| Number of Rows | 1 |

Electrical Characteristics

| | |
|-------------------|-------|
| Operating Voltage | 125 V |
|-------------------|-------|

Contact Features

| | |
|----------------------------------|---------|
| Contact Layout | Inline |
| Contact Retention Within Housing | Without |



| | |
|------------------------------|-----------------|
| Contact Type | Socket |
| Contact Base Material | Phosphor Bronze |
| Contact Current Rating (Max) | 2 A |

Termination Features

| | |
|------------------------------------|-------------------------------------|
| Termination Method to Wire & Cable | Insulation Displacement Crimp (IDC) |
|------------------------------------|-------------------------------------|

Mechanical Attachment

| | |
|---------------------------------------|----------------------------|
| Strain Relief | Without |
| Contact Retention Type Within Housing | Locking Lance |
| Panel Mount Feature | Without |
| PCB Mount Retention | Without |
| Mating Retention | With |
| Connector Mounting Type | Cable Mount (Free-Hanging) |

Housing Features

| | |
|--------------------|----------------|
| Housing Material | Thermoplastic |
| Centerline (Pitch) | 2 mm [.079 in] |
| Housing Color | Black |

Usage Conditions

| | |
|-----------------------------|--|
| Operating Temperature Range | -40 – 125 °C, -40 – 125 °C [-40 – 257 °F] [-40 – 257 °F] |
|-----------------------------|--|

Operation/Application

| | |
|---------------------|--------|
| Circuit Application | Signal |
|---------------------|--------|

Product Compliance

[For compliance documentation, visit the product page on TE.com>](#)

| | |
|---|---|
| EU RoHS Directive 2011/65/EU | Compliant |
| EU ELV Directive 2000/53/EC | Compliant |
| China RoHS 2 Directive MIIT Order No 32, 2016 | No Restricted Materials Above Threshold |
| EU REACH Regulation (EC) No. 1907/2006 | Current ECHA Candidate List: JAN 2021 (211) Candidate List Declared Against: JAN 2021 (211) Does not contain REACH SVHC |
| Halogen Content | Low Halogen - Br, Cl, F, I < 900 ppm per homogenous material. Also BFR/CFR/PVC |

Free

Solder Process Capability

Not applicable for solder process capability

Product Compliance Disclaimer

This information is provided based on reasonable inquiry of our suppliers and represents our current actual knowledge based on the information they provided. This information is subject to change. The part numbers that TE has identified as EU RoHS compliant have a maximum concentration of 0.1% by weight in homogenous materials for lead, hexavalent chromium, mercury, PBB, PBDE, DBP, BBP, DEHP, DIBP, and 0.01% for cadmium, or qualify for an exemption to these limits as defined in the Annexes of Directive 2011/65/EU (RoHS2). Finished electrical and electronic equipment products will be CE marked as required by Directive 2011/65/EU. Components may not be CE marked. Additionally, the part numbers that TE has identified as EU ELV compliant have a maximum concentration of 0.1% by weight in homogenous materials for lead, hexavalent chromium, and mercury, and 0.01% for cadmium, or qualify for an exemption to these limits as defined in the Annexes of Directive 2000/53/EC (ELV). Regarding the REACH Regulation, the information TE provides on SVHC in articles for this part number is based on the latest European Chemicals Agency (ECHA) 'Guidance on requirements for substances in articles' posted at this URL: <https://echa.europa.eu/guidance-documents/guidance-on-reach>

Compatible Parts



TE Part # 2355182-3
3P,2MM,BRK HDR,SRVT,2.8,0.76AU,TB



TE Part # 2355185-3
3P,2MM,BRK HDR,SRVT,2.8,0.76AU,TR W/CAP



TE Part # 2355186-3
3P,2MM,BRK HDR,SRVT,2.8,0.76AU, BOX



TE Part # 2842104-3
3P,2MM,BRK HDR,SRVT,SMD,0.76AU, TR W/CAP



TE Part # 2842112-3
3P,2MM,BRK HDR,SRRT,2.8,0.76AU,TB



TE Part # 2842120-3
3P,2MM,BRK HDR,SRRT,2.8,0.76AU,TR W/CAP




TE Part # 2842124-3
3P,2MM,BRK HDR,SRRT,2.8,0.76AU, BOX




TE Part # 2326300-1
MTE HEAD ASSY, 2MM IDC


Also in the Series | AMPMODU 2 mm




Board-to-Board Headers & Receptacles(7246)



Compression Headers & Receptacles(1)



Ribbon Connector Accessories(1)



Wire-to-Board Connector Assemblies & Housings(109)



Wire-to-Board Connector Contacts(27)



Wire-to-Board Headers & Receptacles (1)

Documents

Product Drawings

[3P,2MM,REC,IDC,PLAIN,26-30,STRIP,Au0.76](#)

English

CAD Files

[3D PDF](#)

3D

Customer View Model

[ENG_CVM_CVM_2317206-3_1.2d_dxf.zip](#)

English

Customer View Model

[ENG_CVM_CVM_2317206-3_1.3d_igs.zip](#)

English

Customer View Model

[ENG_CVM_CVM_2317206-3_1.3d_stp.zip](#)

English

By downloading the CAD file I accept and agree to the [Terms and Conditions](#) of use.

Datasheets & Catalog Pages

[Datasheet - Ampmodu 2Mm-Wire-To-Board-Idc](#)

English

Product Specifications

[Application Specification](#)

English