

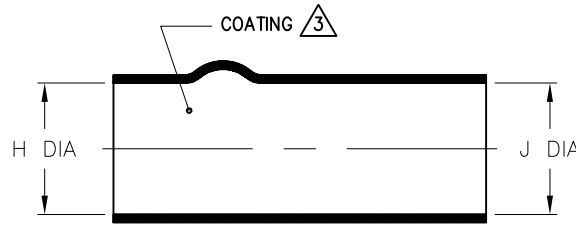
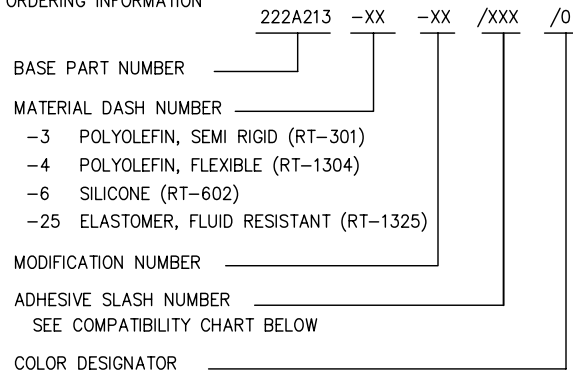
NOTES

- ALL DIMENSIONS ARE IN $\frac{\text{INCHES}}{[\text{MILLIMETERS}]}$; $\frac{\text{lbs}}{[\text{grams}]}$
- DIMENSIONS APPEARING IN TABLE ARE AS FOLLOWS:
 a - AS SUPPLIED
 b - AFTER UNRESTRICTED RECOVERY

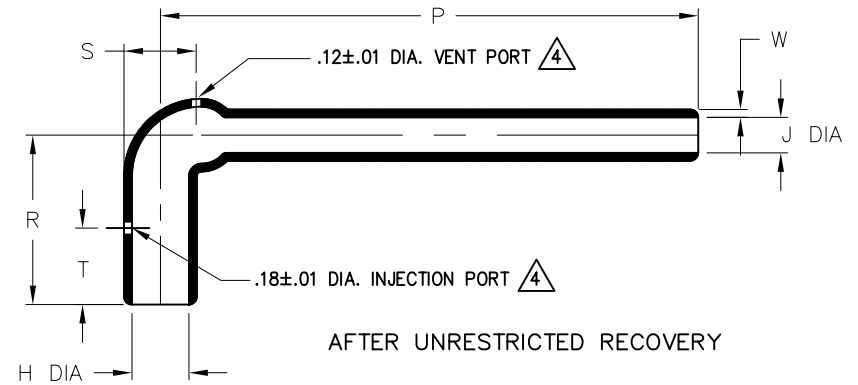
3 COATING (ADHESIVE): IS OPTIONAL AS SUPPLIED DIMENSIONS APPEARING IN TABLE ARE FOR UNCOATED PARTS. WHEN COATING IS ADDED, ENTRY DIAMETER WILL BE REDUCED BY .06 [1.5] MAX.

4 MOLDING PORTS ARE OPTIONAL. WHEN -00 MODIFICATION NUMBER IS SPECIFIED MOLDING PORTS WILL BE LOCATED AS SHOWN.

5. ORDERING INFORMATION



AS SUPPLIED



AFTER UNRESTRICTED RECOVERY

REVISIONS		
LTR	DESCRIPTION	DATE
E	ECO-10-000578	01/11/2010

TABLE OF DIMENSIONS

PART DESCRIPTION	H		J			P	R	S	T	W	WEIGHT
	MIN a	MAX b	MIN -3,-4,-25 a	MIN -6 a	MAX b	±10% b	±10% b	±10% b	±10% b	±20% b	±10% b
222A213	<u>1.34</u> [34,0]	<u>.51</u> [13,0]	<u>1.34</u> [34,0]	<u>.79</u> [20,1]	<u>.32</u> [8,1]	<u>5.00</u> [127,0]	<u>1.25</u> [31,8]	<u>.54</u> [13,7]	<u>.51</u> [13,0]	<u>.09</u> [2,29]	<u>.031</u> [14,1]
222A224	<u>1.58</u> [40,1]	<u>.61</u> [15,5]	<u>1.58</u> [40,1]	<u>.93</u> [23,6]	<u>.38</u> [9,7]	<u>5.50</u> [139,7]	<u>1.50</u> [38,1]	<u>.63</u> [16,0]	<u>.62</u> [15,8]	<u>.09</u> [2,29]	<u>.040</u> [18,1]
222A234	<u>1.69</u> [42,9]	<u>.64</u> [16,3]	<u>1.69</u> [42,9]	<u>1.00</u> [25,4]	<u>.40</u> [10,2]	<u>6.00</u> [152,4]	<u>1.62</u> [41,2]	<u>.65</u> [16,5]	<u>.66</u> [16,8]	<u>.09</u> [2,29]	<u>.042</u> [19,1]
222A245	<u>2.01</u> [51,1]	<u>.77</u> [19,6]	<u>2.01</u> [51,1]	<u>1.19</u> [30,2]	<u>.48</u> [12,2]	<u>6.50</u> [165,1]	<u>1.87</u> [47,5]	<u>.76</u> [19,3]	<u>.77</u> [19,6]	<u>.09</u> [2,29]	<u>.055</u> [24,9]
222A255	<u>2.55</u> [64,8]	<u>.96</u> [24,4]	<u>2.55</u> [64,8]	<u>1.50</u> [38,1]	<u>.60</u> [15,2]	<u>7.00</u> [177,8]	<u>2.44</u> [62,0]	<u>.94</u> [23,9]	<u>1.00</u> [25,4]	<u>.09</u> [2,29]	<u>.066</u> [29,9]

If this document is printed it becomes uncontrolled. Check for the latest revision

CUSTOMER DRAWING

COMPATIBILITY CHART

MATERIAL DASH NO.	ADHESIVE (COATING) SLASH NUMBER	ADHESIVE (COATING) S NUMBER
-3	/42	S-1017
-4	/42	S-1017
-6	N/A	N/A
-25	/225	S-1206

UNLESS OTHERWISE SPECIFIED DIMENSIONS ARE INCHES. METRIC DIMENSIONS ARE IN BRACKETS.

DECIMAL TOLERANCES
 .xxx ± 0.005 [0.13 mm]
 .xx ± 0.01 [0.25 mm]
 .x ± 0.1 [0.50 mm]

ANGLE TOLERANCE
 .X ± 1 DEG.

TYCO ELECTRONICS RESERVES THE RIGHT TO AMEND THIS DRAWING AT ANY TIME. USERS SHOULD EVALUATE THE SUITABILITY OF THE PRODUCT FOR THEIR APPLICATION.

© 1989-2010 Tyco Electronics Corporation. All rights reserved.

DRAWN
UNGUYEN

APPROVED
DHURRELL

THIRD ANGLE PROJECTION

Tyco Electronics Raychem Molded Parts
305 Constitution Dr
Menlo Park, CA 94025

TITLE
BOOT, 90 DEGREE, LONG

SIZE B CODE IDENT. NO. 06090 DWG. NO. 222A213thru255

DO NOT SCALE THIS DRAWING SHEET 1 OF 1