

21 / 136 Series - Flash Transfer Relay

DPDT, 30 Amp



The 21 and 136 series flash transfer relays have a proven industry record of reliability. Their rugged design has allowed the products to be plugged in and left, for years of service. Recent changes in lighting techniques from incandescent to LED have prompted us to respond with a redesigned relay better suited for the low currents of LED lighting, but equally usable with tungsten lamps.

GENERAL SPECIFICATIONS (@ 25° C)

Contacts:	21 Series	136 Series
Contact Configuration	DPDT	DPDT
Contact Material	Silver Alloy	Silver Alloy
Contact Rating		
120 / 240VAC Resistive	30 Amp	30 Amp
28VDC Resistive	30 Amp	20 Amp
Motor 120VAC 1 Phase	1Hp	1/4Hp
Motor 240VAC 3 Phase	2Hp	-
120VAC Tungsten	20 Amp	20 Amp
Contact Resistance, Initial	100 milliohms max @ 6VDC	100 milliohms max @ 6VDC

Coil:		
Coils Available	AC and DC	AC and DC
Nominal Coil Power	2.4VA	6VA
Input Voltage Tolerance - AC	70% to 110% of nominal	85% to 110% of nominal
Input Voltage Tolerance - DC	70% to 110% of nominal	75% to 110% of nominal
Drop-out voltage	10% of nominal	10% of nominal
Duty	Continuous	Continuous

Timing:		
Operate Time (max)	20 mS	20 mS
Release Time (max)	20 mS	20 mS

Dielectric Strength:		
Across Open Contacts	500Vrms	500Vrms
Between mutually insulated point	1500Vrms	1500Vrms
Insulation resistance	10,000 Mohms min @ 500VDC	10,000 Mohms min @ 500VDC

Temperature:		
Operating	-34 to 74°C (-30 to 165°F)	-34 to 74°C (-30 to 165°F)
Storage	-40 to 105°C (-40 to 221°F)	-40 to 105°C (-40 to 221°F)

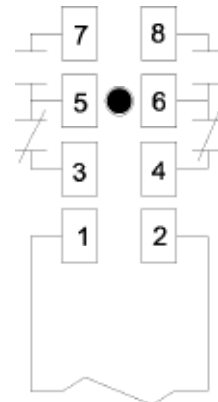
Life Expectancy:		
Electrical (full load)	200,000	100,000
Mechanical (no load)	5,000,000	5,000,000

Miscellaneous:		
Mounting Position	Any	Any
Enclosure	Clear Polycarbonate	Clear Polycarbonate
Weight	7.2oz (205 grams)	8.1oz (230 grams)



The 21 series coil is rectified which provides chatter free operation in brownout conditions down to 85VAC and will not overheat up to 130VAC. Rectified coils also provide less power consumption and less heating.


Wire Diagram



Special Purpose Relays



**New Flash Transfer Relay
21XBXP
with
Coil Voltage Indicating LED**



Speed trouble shooting at busy intersections:

- Decreased service time
- Increased technician safety

Instantly know which relays are in "ON" position

Super brite LED light pipe - Visible in sun light

Newly Available

Ordering Code **21** **XBX** **P** **120VAC**

Series
21

Contact Arrangement
XBX - (2 form C - DPDT)

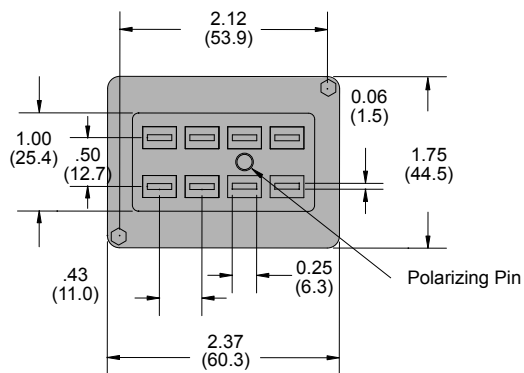
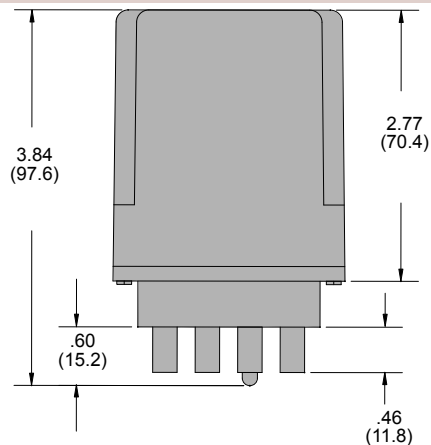
Optional Features
Polycarbonate cover - CODE P
Light Pipe for coil voltage indicator - CODE L
*Gold diffused, serrated contacts - CODE 33

Coil Voltage
AC: 120, 240 (Add VAC)
DC: 12, 24 (Add VDC)
Coil voltages and frequencies must be specified

*Ideal for LED lamp applications

Outline Dimensions

Dimensions Shown in inches & (millimeters)



Section 5

21 Legacy Part Number Chart

Legacy Part numbers	New Part Number & Voltage
21ACPX-2	21XBXP-120VAC
21ACPX-8	21XBXP-240VAC

May also order

Part numbers/Midtex Type	Voltage
136-62T3A1	120VAC