

Winchester Electronics Introduces...

2065 Series BNC Connectors

Product Benefits

- Full crimp design
- Designed for analog & digital cables
- Field installable
- Meets or exceeds HDTV standards



Specifications

Electrical

Characteristic Impedance	75 Ohms
Voltage Rating	500 Volts RMS
Return Loss	Less than -36 dB to 1 GHz; -25 dB to 2 GHz; -23 dB to 3 GHz; -20 dB to 5 GHz

Contact Resistance	Center Contact .0014 Ohms Outer Contact .002 Ohms
Insulation Resistance	5000 megohms

Mechanical

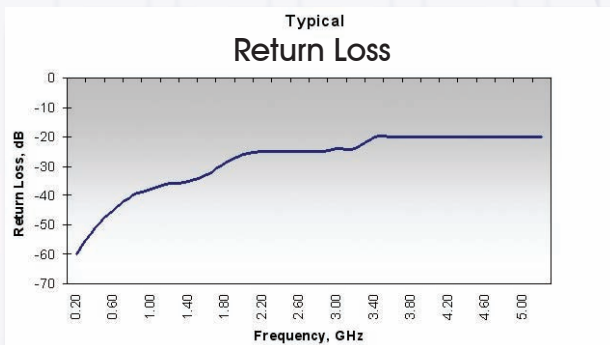
Durability	500 Cycles Min. Center Contact
Center Contact Retention	6 lbs. Minimum
Coupling Mechanism	100 lbs. Minimum
Force to Engage/Disengage	Torque 2.5 in-lbs. Max.; Longitudinal force 3.0 lbs. Max.
Interface Dimension	MIL-C-39012 except 75 Ohms

Environmental

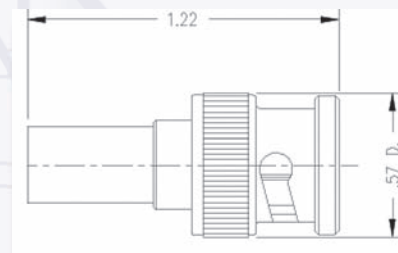
Thermal Shock	-65°C to +165°C
Moisture Resistance	0 to 95%: MIL-STD-202 Method 106
Corrosion (Salt Spray)	MIL-STD-202 Method 101 Test Condition B
Flammability	UL 94-VO Rated (Center Conductor Insulator)
Vibration	MIL-STD-202 Method 204 Test Condition B
Solvent Resistance	MIL-STD-202 Method 215

Finishes

Body/Bayonet	Nickel
Center Conductor	50 millionths inch gold plating over copper plate

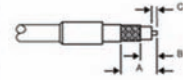


Outline Drawing (Plug)



Plugs

KINGS Part No. (75 Ohm)	FOR CABLES*				CABLING			Bulk Packs Available?
	Belden	West Penn/ CDT	Gepco	Others	Crimp Die (KTH-1000)	Crimp Die (KTH-5000)	Trim Code	
2065-1-9	9209A				KTH-2261	KTH-5003	3-661-1	
2065-2-9	1505A 1506A 9259	819 25819 815	VPM2000 VPM2000TS VE61859M		KTH-2261	KTH-5003	3-661-1	YES
2065-15-9	8281	P806	VP618PE VP6000 VP618TK	WE 724	KTH-2119	KTH-5002	3-661-4	
2065-7-9	8241		VJ59U	RG-59 RG-210	KTH-2261	KTH-5003	3-661-1	YES
2065-8-9	7731A 8213		VHD1100		KTH-2004	KTH-5004	3-661-3	
2065-10-9	1694A 1695A	6350 256350 WP6355	VSD2001 VSD2001TS		KTH-2255	KTH-5003	3-661-1	YES
2065-11-9	1855A 1865A	HD825 HD25825 WP8255 WP258255	VDM230 VDM250		KTH-2025	KTH-5003	3-661-1	YES
2065-29-9	1279R 1279P				KTH-2276	KTH-5001	3-661-1	YES
2065-28-9	1520A 179DT			RG-179 RG-187	KTH-2258	KTH-5001	3-661-1	YES

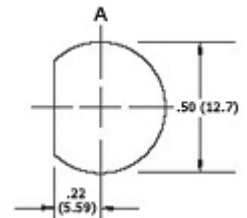


Trim Code	A	B	C
3-661-1	.624	.312	.155
3-661-3	.687	.375	.187
3-661-4	.668	.356	.200

*Consult factory for cables not listed


Within Series Adapters

Kings Part Number (True 75 Ohm)	Adapter Ends	Dimensions				Mounting Hole
		A		B		
		In	mm	In	mm	
2029-9-9	Bulkhead, Jack-Jack	1.28	32.5	0.69 D	17.5 D	A
2029-15-9	Jack-Jack	1.28	32.5	0.44 D	11.2 D	
2029-16-9	Jack-Plug-Jack	1.28	32.5	1.06	26.9	
2029-17-9	Bulkhead, Jack-Jack, iso. ground	1.28	32.5	0.63 D	16.0 D	A
2029-20-9	Jack-Plug, Right Angle	0.90	22.9	1.03	26.2	



Terminations

Kings Part Number (True 75 Ohm)	Dimensions				Notes
	A		B		
	In	mm	In	mm	
2555-3-32	1.00	25.4	0.57 D	14.5 D	75 ohm, 0.1%, 1/2 watt



Note:

Connectors are designed for use on both analog and digital cable. Consult your cable manufacturer for cable performance data.

Connecting Innovation to Application®