



Heyco® Snap Bushings

Mounting Diameter: 0.250" to 0.750"

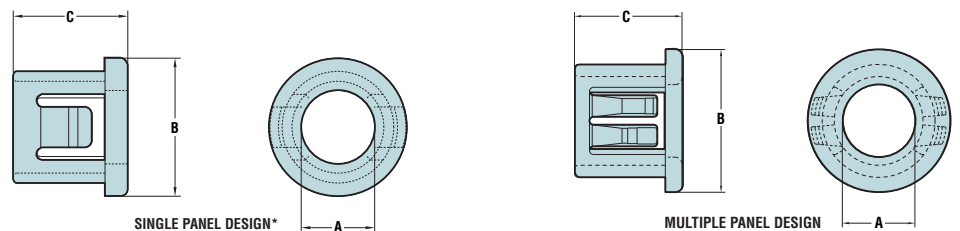
- Converts raw-edged holes to smooth, neat, insulated holes.
- Locking fingers snap into holes with fingertip pressure.
- Withstands a push back force of 35 pounds.
- Insulates and mechanically protects electrical and telecommunications cables, tubing, hose, rope, and utility lines.
- Available in multiple sizes for use in .250" (6,4 mm) to .750" (19,1 mm) diameter holes.
- We offer the following brass-colored parts for lamp and lighting applications (Please consult Heyco for lead times):
 Part No. 2012, SB 312-3 Brass
 Part No. 2033, SB 375-4 Brass
 Part No. 2041, SB 437-4 Brass

PANEL DIMENSIONS				PART NO.		DESCRIPTION	PART DIMENSIONS					
Maximum Thickness	Mounting Hole Diameter			Black	White		A Inside Diameter		B Head Diameter		C Overall Height	
	in.	mm.	in.				mm.	in.	mm.	in.	mm.	in.
.040	1,0	.250	6,4	2003*	2004*	SB 250-040	.125	3,2	.312	7,9	.312	7,9
.062	1,6	.250	6,4	2000*	2001*	SB 250-2	.125	3,2	.312	7,9	.312	7,9
.062	1,6	.312	7,9	2010*	2011*	SB 312-3	.187	4,8	.375	9,5	.312	7,9
.125	3,2	.375	9,5	2020	2021	SB 375-3	.187	4,8	.468	11,9	.406	10,3
.125	3,2	.375	9,5	2030	2031	SB 375-4	.250	6,4	.468	11,9	.406	10,3
.172	4,4	.375	9,5	2017*	2018*	SB 375-281	.281	7,1	.468	11,9	.406	10,3
.125	3,2	.437	11,1	2038	2039	SB 437-4	.270	6,8	.531	13,5	.406	10,3
.125	3,2	.437	11,1	2043	2044	SB 437-5	.312	7,9	.531	13,5	.406	10,3
.125	3,2	.437	11,1	2042	2037	SB 437-243	.243	6,2	.531	13,5	.406	10,3
.125	3,2	.500	12,7	2058	2059	SB 500-4	.250	6,4	.570	14,5	.406	10,3
.125	3,2	.500	12,7	2049	2050	SB 500-5	.312	7,9	.570	14,5	.406	10,3
.125	3,2	.500	12,7	2053	2054	SB 500-6	.391	9,9	.570	14,5	.406	10,3
.125	3,2	.562	14,3	2060	2061	SB 562-5	.312	7,9	.656	16,7	.406	10,3
.125	3,2	.562	14,3	2063	2064	SB 562-6	.391	9,9	.656	16,7	.406	10,3
.125	3,2	.562	14,3	2066	2067	SB 562-7	.437	11,1	.656	16,7	.406	10,3
.125	3,2	.625	15,9	2075	2078	SB 625-4	.250	6,4	.718	18,2	.406	10,3
.125	3,2	.625	15,9	2070	2071	SB 625-7	.437	11,1	.718	18,2	.406	10,3
.125	3,2	.625	15,9	2073	2074	SB 625-8	.500	12,7	.718	18,2	.406	10,3
.250	7,1	.625	15,9	2830*	2831*	SB 625-500	.500	12,7	.703	17,9	.531	13,5
.125	3,2	.687	17,4	2083	2084	SB 687-8	.500	12,7	.781	19,8	.406	10,3
.125	3,2	.687	17,4	2086	2087	SB 687-9	.562	14,3	.781	19,8	.406	10,3
.125	3,2	.750	19,1	2090	2091	SB 750-6	.391	9,9	.843	21,4	.406	10,3
.125	3,2	.750	19,1	2092	2099	SB 750-8	.500	12,7	.843	21,4	.406	10,3
.125	3,2	.750	19,1	2093	2094	SB 750-9	.562	14,3	.843	21,4	.406	10,3
.125	3,2	.750	19,1	2096	2097	SB 750-10	.609	15,5	.843	21,4	.406	10,3
.250	6,4	.750	19,1	2840*	2841*	SB 750-625	.625	15,9	.828	21,0	.531	13,5

Standard color black. Consult Heyco for white and other colors.

*Depicts single panel design.

Locking fingers in fractional increment up to the maximum panel thickness.



Quick Specs

Material 6/6 Nylon

Certifications Recognized under the Component Program of Underwriters' Laboratories, File E15331

Certified by Canadian Standards Association, File LR8919

Flammability Rating 94V-2

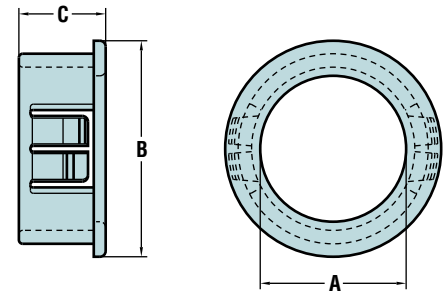
Material Temperature Index 257°F (125°C)—Maximum temperature on part not to exceed 221°F (105°C)



Heyco® Snap Bushings

Mounting Diameter: 0.812" to 6.000"

PANEL DIMENSIONS				PART NO.		DESCRIPTION	PART DIMENSIONS					
Maximum Thickness		Mounting Hole Diameter		Black	White		A Inside Diameter		B Head Diameter		C Overall Height	
in.	mm.	in.	mm.				in.	mm.	in.	mm.	in.	mm.
.125	3,2	.812	20,6	2100	2101	SB 812-9	.562	14,3	.890	22,6	.406	10,3
.125	3,2	.812	20,6	2103	2104	SB 812-10	.625	15,9	.890	22,6	.406	10,3
.125	3,2	.875	22,2	2110	2111	SB 875-6	.375	9,5	.953	24,2	.453	11,5
.125	3,2	.875	22,2	2113	2114	SB 875-7	.437	11,1	.953	24,2	.453	11,5
.125	3,2	.875	22,2	2116	2117	SB 875-8	.500	12,7	.953	24,2	.453	11,5
.125	3,2	.875	22,2	2120	2121	SB 875-9	.562	14,3	.953	24,2	.453	11,5
.125	3,2	.875	22,2	2123	2124	SB 875-10	.625	15,9	.953	24,2	.453	11,5
.125	3,2	.875	22,2	2126	2127	SB 875-11	.687	17,5	.953	24,2	.453	11,5
.125	3,2	1.000	25,4	2140	2141	SB 1000-12	.766	19,4	1.125	28,6	.453	11,5
.125	3,2	1.093-1.125	27,8-28,6	2160	2161	SB 1093-13	.812	20,6	1.218	30,9	.453	11,5
.125	3,2	1.093-1.125	27,8-28,6	2163	2164	SB 1093-14	.875	22,2	1.218	30,9	.453	11,5
.125	3,2	1.093-1.125	27,8-28,6	2166	2167	SB 1093-15	.937	23,8	1.218	30,9	.453	11,5
.125	3,2	1.187	30,2	2182	2183	SB 1187-15	.937	23,8	1.312	33,3	.453	11,5
.125	3,2	1.250	31,8	2198	2199	SB 1250-15	.937	23,8	1.359	34,5	.453	11,5
.125	3,2	1.250	31,8	2201	2202	SB 1250-16	1.000	25,4	1.310	33,2	.453	11,5
.125	3,2	1.375	34,9	2207	2208	SB 1375-14	.875	22,2	1.490	37,3	.453	11,5
.125	3,2	1.375	34,9	2210	2211	SB 1375-16	1.000	25,4	1.490	37,3	.453	11,5
.125	3,2	1.500	38,1	2233	2234	SB 1500-17	1.062	27,0	1.609	40,9	.453	11,5
.125	3,2	1.500	38,1	2236	2237	SB 1500-18	1.125	28,6	1.609	40,9	.453	11,5
.125	3,2	1.500	38,1	2240	2241	SB 1500-21	1.312	33,3	1.609	40,9	.453	11,5
.125	3,2	1.750	44,5	2300	2301	SB 1750-22	1.375	34,9	1.875	47,6	.453	11,5
.125	3,2	2.000	50,8	2400	2401	SB 2000-26	1.640	41,6	2.125	54,0	.453	11,5
.125	3,2	2.000	50,8	2406	—	SB 2000-28	1.750	44,5	2.125	54,0	.453	11,5
.250	6,4	2.093	53,1	2415	2416	SB 2.093-29	1.813	46,0	2.350	59,7	.720	18,3
.250	6,4	2.250	57,2	2417	2418	SB 2.250-29	1.860	47,1	2.480	63,1	.720	18,3
.250	6,4	2.500	63,5	2420	2421	SB 2.500-31	1.970	50,0	2.660	67,5	.720	18,3
.250	6,4	3.000	76,2	2461	2462	SB 3.000-39	2.470	62,7	3.160	80,2	.720	18,3
.250	6,4	3.375	85,7	2407	2408	SB 3.375-45	2.812	71,4	3.660	92,9	.720	18,3
.250	6,4	3.500	88,9	2470	2471	SB 3.500-47	2.940	74,7	3.660	93,0	.720	18,3
.250	6,4	4.000	101,6	2479	2480	SB 4.000-55	3.480	88,4	4.170	105,9	.720	18,3
.250	6,4	5.000	127,0	2409	2410	SB 5.000-70	4.375	113,8	5.219	132,6	.740	18,8
.250	6,4	6.000	152,4	2484	2485	SB 6.000-86	5.375	139,2	6.219	157,9	.740	18,8



Standard color black. Consult Heyco for white and other colors.
Locking fingers in fractional increments up to the maximum panel thickness.

Material 6/6 Nylon

Certifications Recognized under the Component Program of Underwriters' Laboratories, File E15331

Certified by Canadian Standards Association, File LR8919

Flammability Rating 94V-2

Material Temperature Index 257°F (125°C)—Maximum temperature on part not to exceed 221° (105°C)

Quick Specs

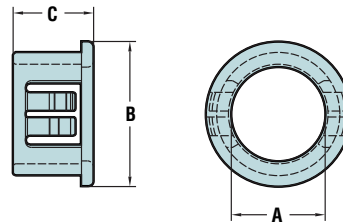


Heyco® Metric Snap Bushings

- Converts raw-edged holes to smooth ones.
- Locking fingers snap into holes with fingertip pressure.
- Withstands a push back force of 35 pounds.
- Multiple sizes for use in .630" (16,0 mm) to 1.260" (32,0 mm) diameter holes. For other metric sizes, consult Heyco.
- Locks firmly into panel up to .098" (2,5 mm) thick.
- Same design as Heyco Snap Bushings but designed for metric sized mounting holes.

PANEL DIMENSIONS				PART NO.	DESCRIPTION	PART DIMENSIONS					
Maximum Thickness		Mounting Hole Diameter				A Inside Diameter	B Head Diameter		C Overall Height		
in.	mm.	in.	mm.	Black	in.		mm.	in.	mm.	in.	mm.
.098	2,5	.630	16,0	2142	MSB 16-12	.472	12,0	.728	18,5	.406	10,3
.098	2,5	.787	20,0	2144	MSB 20-16	.630	16,0	.890	22,6	.406	10,3
.098	2,5	.984	25,0	2146	MSB 25-19	.748	19,0	1.094	27,8	.453	11,5
.098	2,5	1.260	32,0	2148	MSB 32-26	1.023	26,0	1.375	34,9	.453	11,5

Standard color black. Consult Heyco for white and other colors.



Quick Specs

Material	6/6 Nylon
Certifications	Recognized under the Component Program of Underwriters' Laboratories File E15331
	CSA Certified by the Canadian Standards Association File LR8919
Flammability Rating	94V-2
Material Temperature Index	257°F (125°C)—Maximum temperature on part not to exceed 221°F (105°C)

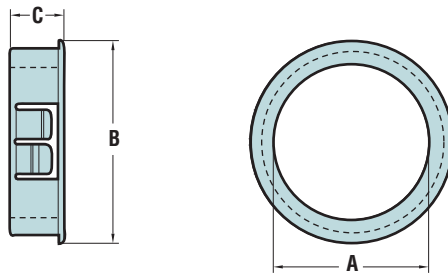


Heyco® Thick Panel Snap Bushings

PANEL DIMENSIONS				PART NO.	DESCRIPTION	PART DIMENSIONS					
Maximum Thickness in.	Maximum Thickness mm.	Mounting Hole Diameter in.	Mounting Hole Diameter mm.			Black	A Inside Diameter		B Head Diameter		C Overall Height
.250	6,4	.500	12,7	3126	SBT-500-6	.391	9,9	.578	14,7	.562	14,3
.250	6,4	.875	22,2	3104	SBT-875-11	.687	17,5	.953	24,2	.562	14,3
.250	6,4	1.000	25,4	3108	SBT-1000-12	.766	19,4	1.125	28,6	.562	14,3
.250	6,4	1.093-1.125	27,8-28,6	3128	SBT-1093-15	.937	23,8	1.218	30,9	.562	14,3
.250	6,4	1.187	30,2	3130	SBT-1187-15	.937	23,8	1.312	33,3	.562	14,3
.250	6,4	1.250	31,8	3132	SBT-1250-16	1.000	25,4	1.310	33,2	.562	14,3
.250	6,4	1.375	34,9	3110	SBT-1375-16	1.000	25,4	1.500	38,1	.562	14,3
.250	6,4	1.500	38,1	3112	SBT-1500-21	1.312	33,3	1.620	41,2	.562	14,3
.250	6,4	1.750	44,5	3114	SBT-1750-22	1.375	34,9	1.875	47,6	.562	14,3
.250	6,4	2.000	50,8	3116	SBT-2000-26	1.625	41,3	2.125	54,0	.562	14,3

Standard color black. Consult Heyco for white and other colors.
Locking fingers in fractional increments up to the maximum panel thickness.

- For use in mounting panels up to 1/4" thick
- Converts raw-edged holes to smooth, neat, insulated holes.
- Locking fingers snap into holes with fingertip pressure.
- Withstands a push back force of greater than 35 pounds.
- Insulates and mechanically protects electrical and telecommunications cables, tubing, hose, rope, and utility lines.
- Available in multiple sizes for use in .500" (12,7 mm) to 2.000" (50,8 mm) diameter holes.



Material	6/6 Nylon
Certifications	Recognized under the Component Program of Underwriters' Laboratories, File E15331 Certified by Canadian Standards Association, File LR8919
Flammability Rating	94V-2
Material Temperature Index	257°F (125°C)—Maximum temperature on part not to exceed 221°F (105°C)

Quick Specs