



# WIRING ACCESSORIES MASTER CATALOG





**MORE THAN 35 YEARS**

**A SINGLE VISION**



## Quality. Value. Product Availability.

When The Best Connection was founded more than 35 years ago we had one focus... to shake up the wiring accessories industry... and we did.

How? We did it by providing product availability that was virtually unheard of then, and still is today. We not only provided quality wiring accessories, from heat shrink terminals to heavy-duty crimpers, all at a great value, but the biggest impact we had on the industry... **we guaranteed a 98% fill rate.**

What does that mean to our customers? It means we keep over 4,000 wiring products and accessories stocked in our warehouse at all times. When you need products we have them and can ship immediately/consistently.

For most of our competitors wiring accessories is a secondary business... so keeping an inventory for these customers is secondary as well. With The Best Connection, it's our main focus. It has been for more than 35 years... and will continue to be. Our customers are truly number one.

Whether it's wiring accessories for the automotive industry, farm and fleet, RV, HVAC/R... or any other... we will always have the product you need, when you need it. **You have our guarantee.**

**Allen Batts**  
*Chief Steward*  
*The Best Connection, Inc.*





## TERMINALS (Pg. 1-20)

Rings — Pg. 3-4  
 Butt Connectors — Pg. 5-6  
 Heavy-Duty — Pg. 7-8  
 Spades — Pg. 8-9  
 Disconnects — Pg. 9-11  
 Small Gauge — Pg. 12  
 Pins — Pg. 12  
 Hooks — Pg. 12  
 Piggybacks — Pg. 12  
 Flags — Pg. 13  
 3-Way — Pg. 13  
 4-Way — Pg. 14  
 Bullets — Pg. 14  
 Receptacles — Pg. 14  
 High Temp — Pg. 15  
 56 Series — Pg. 15  
 Adapters — Pg. 15  
 Closed End — Pg. 16  
 Twist Connectors — Pg. 16  
 T-Tap Splices — Pg. 16  
 Quick Splices — Pg. 16  
 Telecom Connectors — Pg. 16  
 Torches — Pg. 16  
 Compressor Lead Sets — Pg. 19  
 Terminal Kits — Pg. 17-20

## ASSORTMENT & KITS (Pg. 21-36)

Bungie Cord Kit — Pg. 22  
 Installers Box — Pg. 23-24  
 Terminal Kits — Pg. 21-29  
 HVAC/R Wiring Kit — Pg. 22 & 25  
 Heat Shrink Tubing Kits — Pg. 29-31  
 Weather Pack Kit — Pg. 32  
 ATC/ATO Fuse Kit — Pg. 32  
 Cable Tie Kits — Pg. 33-34  
 PET Case Mod® Kits — Pg. 35-36  
 Metal Storage Cases — Pg. 33

## WEATHER PACKS (Pg. 37-40)

O.E.M. Terminals — Pg. 37 & 40  
 GM O.E.M. Terminals — Pg. 40  
 Ford O.E.M. Terminals — Pg. 40  
 Chrysler O.E.M. Terminals — Pg. 40  
 Shrouds & Towers — Pg. 37-39  
 Seals — Pg. 38  
 Pigtails — Pg. 38-39  
 Tools — Pg. 38-39

## SOCKETS & PIGTAILS (Pg. 41-52)

Metri-Pack Connectors — Pg. 45-48  
 Halogen Connectors — Pg. 45-47  
 Steel Frame Clips — Pg. 52

## TRAILER PRODUCTS (Pg. 53-54)

## WIRE & CABLE (Pg. 55-60)

Primary Wire — Pg. 55  
 SXL Wire — Pg. 56  
 Motor Wire — Pg. 56  
 Speaker Wire — Pg. 58  
 Bonded Trailer Wire — Pg. 58  
 Jacketed Trailer Wire — Pg. 58  
 Jacketed Wire — Pg. 58  
 Starter Cable — Pg. 59  
 Fusible Link Wire — Pg. 57  
 O.E.M. Style Fusible Link Kits — Pg. 59  
 Wire Spool Rack — Pg. 56  
 Electrical Tape — Pg. 55  
 Wiring Guide — Pg. 57  
 Typical Amperage Guide — Pg. 57  
 Trailer Wiring Recommendations — Pg. 60

## BATTERY PRODUCTS (Pg. 61-82)

Battery Cables — Pg. 61-66  
 Booster Cables & Clamps — Pg. 64 & 81  
 Jumper Cables — Pg. 65-66  
 Ground Straps — Pg. 66  
 Bonding Straps — Pg. 67  
 Lead Battery Terminals — Pg. 67-68  
 Copper Die Cast Terminals — Pg. 69-70  
 Brass Terminals — Pg. 71-72  
 Lead Free Terminals — Pg. 71-72  
 Battery Terminal Accessories — Pg. 71-72  
 Copper Lugs — Pg. 73-75  
 Tin-Plated Copper Lugs — Pg. 79  
 Terminal Protectors — Pg. 75-77  
 Battery Spray — Pg. 77  
 Battery Hold-Downs — Pg. 78  
 Battery Tray & Boxes — Pg. 78  
 Battery Tools & Accessories — Pg. 79-81  
 Battery Isolator Switch — Pg. 81  
 Solder Pellets — Pg. 80  
 Starter Cable — Pg. 82

## SWITCHES (Pg. 83-86)

Illuminated Switches — Pg. 84-86  
 All-Metal Toggles — Pg. 84  
 All-Weather Toggles — Pg. 84  
 Bakelite Toggles — Pg. 84  
 Miniature Toggles — Pg. 84  
 Heavy-Duty Toggles — Pg. 84  
 Heavy-Duty Push-Pull Switches — Pg. 85  
 Rocker Switches — Pg. 85-86  
 Ignition Switch — Pg. 85  
 Battery Isolator Switch — Pg. 85  
 Starter Switches — Pg. 85  
 Horn Buttons — Pg. 85  
 Warning Lights — Pg. 85  
 Switch/Panel Combos — Pg. 86  
 Power Adapter — Pg. 86  
 Toggle Switch Covers — Pg. 86  
 Panel Mounts — Pg. 86

## FUSES & ACCESSORIES (Pg. 87-92)

Glass Fuses — Pg. 87, 91 & 92  
 GBC Bakelite Fuses — Pg. 87 & 92  
 Maxi Fuses — Pg. 87, 88 & 92  
 ATC/ATO Fuses — Pg. 88 & 92  
 Mini Fuses — Pg. 88 & 92  
 Smart Glow Fuses — Pg. 88 & 92  
 PAL Fuses — Pg. 89  
 Fuse Holders — Pg. 89-90  
 Fuse Adapters — Pg. 90  
 Fuse Pullers & Tester — Pg. 90  
 Fuse Blocks — Pg. 90-91  
 Junction Blocks — Pg. 90-91  
 Distribution Blocks — Pg. 91  
 Thermal Flasher — Pg. 91  
 Power Taps — Pg. 91  
 Fuse Kits — Pg. 91-92

## CAPS/GROMMETS/CONNECTORS (Pg. 93-98)

Vinyl Vacuum Caps — Pg. 93-94  
 Rubber Vacuum Caps — Pg. 94-95  
 Vacuum Cap Assortments — Pg. 94  
 Nylon Vacuum Connectors — Pg. 96-97  
 Vinyl Grommets — Pg. 98  
 Vinyl Grommet Assortments — Pg. 98

## SLEEVING (Pg. 99-120)

Split Loom (Flex-Guard) Tubing — Pg. 99-102  
 Nylon Split Loom (Flex-Guard) Tubing — Pg. 101-102  
 Spiral-Cut Tubing — Pg. 102-103  
 Asphalt-Coated Fabric Loom — Pg. 104  
 PET Expandable Sleeving — Pg. 105-114  
 PET Standard — Pg. 105  
 PET Clean Cut — Pg. 106  
 PET Flame Retardant — Pg. 107-108  
 PET Semi-Rigid Split Wrap — Pg. 109-110  
 PET Velcro Split Wrap — Pg. 111-112  
 PET Case Mod® Kits — Pg. 113-114  
 High Performance Sleeving — Pg. 115-118  
 Spark Plug Boot Sleeves — Pg. 115  
 Aluminized Fiberglass Sleeving — Pg. 115-116  
 Silicone Coated Fiberglass Sleeving — Pg. 116  
 Braided Fiberglass Sleeving — Pg. 117  
 V8 Muscle Car/Truck Dress-Up Kits — Pg. 117  
 Import Car/Truck Dress-Up Kits — Pg. 118  
 Motorcycle Dress-Up Kits — Pg. 118  
 Trailer Hitch Protection Kit — Pg. 118  
 Sleeving Tools — Pg. 119-120  
 Soldering Tool Kit — Pg. 120  
 Solder Paste — Pg. 120  
 Feed Master Wire/Loom Tool — Pg. 120  
 Bench Mount Hot Knife — Pg. 119  
 Handheld Hot Knife — Pg. 119  
 Replacement Blades & Tips — Pg. 119

## CABLE TIES & ACCESSORIES (Pg. 121-132)

Standard Nylon Cable Ties — Pg. 121  
 Screw-Mount Cable Ties — Pg. 122  
 Heavy-Duty Cable Ties — Pg. 122  
 Stainless Steel Cable Ties — Pg. 129  
 Releasable Cable Ties — Pg. 129  
 Chrome-Plated Cable Ties — Pg. 130  
 I.D. Marker Cable Ties — Pg. 130  
 Velcro Strip-Ties — Pg. 131  
 Steel Frame Clips — Pg. 123  
 Santoprene Insulated Clamps — Pg. 123-124  
 Nylon Cable Clamps — Pg. 124-126  
 Nylon Twist Locks — Pg. 126  
 Cable Tie Mounts — Pg. 127-128  
 4-Way Cable Tie Mounts — Pg. 127  
 Funnel-Entry Mounts — Pg. 127  
 Push-In Wire Tie Mounts — Pg. 128  
 PVC Clips — Pg. 128  
 Cable Tie Kits Pg. 33-34  
 Cable Tie Guns — Pg. 132

## HEAT SHRINK TUBING (Pg. 133-144)

2 to 1 Single/Thin-Wall Tubing — Pg. 133-136  
 2 to 1 Single/Thin-Wall (Retail Packs) — Pg. 134  
 2 to 1 Single/Thin-Wall (4 Ft. Sticks) — Pg. 135  
 2 to 1 Single/Thin-Wall (Spools) — Pg. 136  
 Heat Shrink Markers — Pg. 137-138  
 Heat Shrink Kits — Pg. 138-140  
 2 to 1 Adhesive Lined Tubing — Pg. 141  
 3 to 1 Adhesive Lined Tubing — Pg. 142  
 2 to 1 PTFE Tubing — Pg. 144  
 Soldering Tool Kit — Pg. 143  
 Butane Gas — Pg. 143  
 Heat Gun — Pg. 143  
 Torches — Pg. 143

## TOOLS & TESTERS (Pg. 145-152)

Weather Pack Tools — Pg. 145 & 149  
 Torches — Pg. 145-146  
 Butane — Pg. 146  
 Heat Gun — Pg. 145  
 Feed Master Wire/Loom Tool — Pg. 145  
 Soldering Tool Kit — Pg. 146  
 Bench Mount Hot Knife — Pg. 146  
 Handheld Hot Knife — Pg. 146  
 Replacement Blades & Tips — Pg. 146  
 Cable Tie Guns — Pg. 147  
 Fuse Pullers & Tester — Pg. 147  
 Wire Spool Rack — Pg. 148  
 Battery Product Tools — Pg. 148-150  
 Crimpers/Strippers — Pg. 149-150  
 Electrical Testers — Pg. 151  
 Test Lead Sets — Pg. 151  
 Test Clips — Pg. 152  
 Charging Clips — Pg. 152  
 Cable Clamps — Pg. 152

## DISPLAYS (Pg. 153-154)

9000. — Pg. 153  
 8903. — Pg. 154

# Terminals

## Quality, why is it important?

Today's electronics, whether for automotive or heating and air, have become highly advanced and extremely sophisticated. Most manufacturers have designed in completely sealed electrical systems. This means the repair and maintenance of these electronics have become more sophisticated as well.

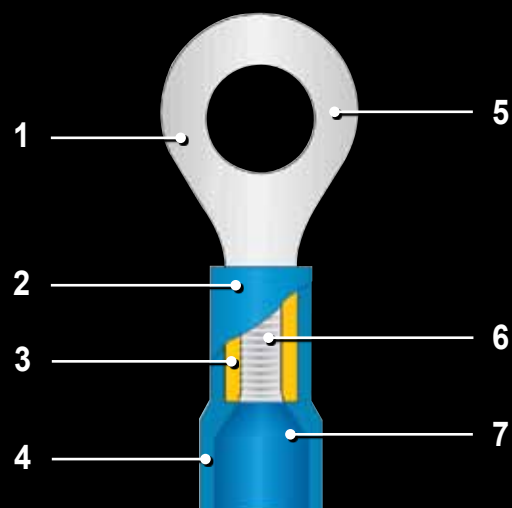
Now more than ever, whether it's an individual repairing their own automobile, or an experienced electrician, your customers are demanding quality parts. Inferior products can compromise the integrity of the repair, the result is a dissatisfied customer. They understand that the quality of the repair they make is only as good as the quality of the parts they used to make it.

All our products are designed to a higher standard, for example, our rings, spades and butt terminals are corrosion resistant. Our premium solder seal (SS) & crimp, solder and seal (CSS) heat shrink connectors feature pre-fluxed, low temperature solder, which delivers superior current flow and tensile strength.

Since 1978 The Best Connection, Inc. has kept pace with the ever increasing demand for products that customers can depend on to last. We are proud to provide an exceptional line of products that have been thoroughly tested and proven.

**We guarantee it.**

## Terminology: What makes a quality terminal?



- 1 Electro Tin Plating for Exceptional Corrosion Resistance. Mill Specs: MIL-T-10727C, Type 1, ASTM B 545 B. .0001" - .00025" Thick.
- 2 Insulator sleeve is color-coded for wire size and identification.
- 3 Our rings, spades and butt terminals are constructed from pure copper (Alloy 110), annealed & electro tin-plated.
- 4 Insulators made from P.V.C., nylon or heat shrink.
- 5 Terminals and connectors are clearly marked with size.
- 6 Terminals have "V" groove serrations to provide maximum contact and tensile strength after crimping.
- 7 P.V.C. and Nylon injection molded with funnel entry for fast, easy wire insertion.



*See our complete line of high-quality crimpers on pages 149-150.*



*Convenient, reliable and easy-to-use Technician's Torches on pages 145-146.*




## Premium Heat Shrink Connectors: How to properly install them

### Crimp and Seal (CS)

- Translucent, adhesive-lined polyolefin tubing allows visual inspection, prevents wire corrosion and provides a waterproof seal.
- Conforms to automotive manufacturers' specifications for wiring repairs, necessary for maintaining electrical warranties.
- Seamless butt connectors & brazed seam rings and spades prevent opening of connector barrel.
- Color-coded tubing with wire gauge imprint provides easy identification of the correct part for the job.
- A selection of over 100 sizes of connectors ensures the right part for every application.


#### Installation



### Solder and Seal (SS)

- Translucent, adhesive-lined polyolefin tubing allows visual inspection, prevents wire corrosion and provides a waterproof seal.
- Easy installation with pre-measured solder takes the guesswork out of the soldering process.
- A soldered electrical connection provides superior current flow and tensile strength.
- Color-coded tubing with wire gauge imprint provides easy identification of the correct part for the job.
- Pre-fluxed, low temperature solder delivers superior current flow and tensile strength.


#### Installation



### Crimp, Solder and Seal (CSS)

- Translucent, adhesive-lined heat shrink tubing allows for visual inspection and provides a seal against corrosion.
- High quality, crimp connectors provide a secure mechanical connection.
- Pre-fluxed, low temperature solder delivers superior current flow and tensile strength.
- Crimped, soldered and sealed connection meets or exceeds the most stringent OEM standards.

#### Installation



### How to Properly Crimp

- 1 Select the proper connector for wire gauge and application.
- 2 Strip insulation 5/16" (8mm) from wire end.
- 3 Insert stripped wire into connector barrel and crimp (indicated by arrows).



# Terminals

## Non-Insulated Rings

Stud	22-18 AWG		16-14 AWG		12-10 AWG	
	Part#	Pcs	Part#	Pcs	Part#	Pcs
6	1000H	25	1006H	25	1012H	25
	1000C	100	1006C	100	1012C	100
	1000M	1000	1006M	1000	1012M	1000
8	1001H	25	1007H	25	1013H	25
	1001C	100	1007C	100	1013C	100
	1001M	1000	1007M	1000	1013M	1000
10	1002H	25	1008H	25	1014H	25
	1002C	100	1008C	100	1014C	100
	1002M	1000	1008M	1000	1014M	1000
1/4	1003C	25	1009H	25	1015F	25
	1003H	100	1009C	100	1015C	100
	1003M	1000	1009M	1000	1015M	1000
5/16	1004H	25	1010H	25	1016F	25
	1004C	100	1010C	100	1016C	100
	1004M	1000	1010M	1000	1016M	1000
3/8	1005H	25	1011F	25	1017F	25
	1005C	100	1011C	100	1017C	100
	1005M	1000	1011M	1000	1017M	1000

## Nylon Insulated Rings

Stud	22-18 AWG Red		16-14 AWG Blue		12-10 AWG Ylw	
	Part#	Pcs	Part#	Pcs	Part#	Pcs
6	2000NSJ	20	2006NSJ	20	2012NSJ	15
	2000NSF	50	2006NSF	50	2012NSF	50
	2000NSC	100	2006NSC	100	2012NSC	100
8	2001NSJ	20	2007NSJ	20	2013NSJ	15
	2001NSF	50	2007NSF	50	2013NSF	50
	2001NSC	100	2007NSC	100	2013NSC	100
10	2002NSJ	20	2008NSJ	20	2014NSJ	15
	2002NSF	50	2008NSF	50	2014NSF	50
	2002NSC	100	2008NSC	100	2014NSC	100
1/4	2003NSJ	15	2009NSJ	15	2015NSJ	12
	2003NSF	50	2009NSF	50	2015NSF	50
	2003NSC	100	2009NSC	100	2015NSC	100
5/16	2004NSJ	15	2010NSJ	15	2016NSJ	12
	2004NSF	50	2010NSF	50	2016NSF	50
	2004NSC	100	2010NSC	100	2016NSC	100
3/8	2005NSJ	15	2011NSJ	15	2017NSJ	12
	2005NSF	50	2011NSF	50	2017NSF	50
	2005NSC	100	2011NSC	100	2017NSC	100
1/2	—	—	—	—	2018NSJ	10
	—	—	—	—	2018NSF	50
	—	—	—	—	2018NSC	100

## Vinyl Insulated Rings

Stud	22-18 AWG Red		16-14 AWG Blue		12-10 AWG Ylw	
	Part#	Pcs	Part#	Pcs	Part#	Pcs
6	2000B	5	2006B	5	2012B	4
	2000H	19	2006H	19	2012H	14
	2000L	50	2006L	50	2012L	50
	2000C	100	2006C	100	2012C	100
	2000D	500	2006D	500	2012D	500
	2000M	1000	2006M	1000	2012M	1000
8	2001B	5	2007B	5	2013B	4
	2001H	19	2007H	19	2013H	14
	2001L	50	2007L	50	2013L	50
	2001C	100	2007C	100	2013C	100
	2001D	500	2007D	500	2013D	500
	2001M	1000	2007M	1000	2013M	1000
10	2002B	5	2008B	5	2014B	4
	2002H	19	2008H	19	2014H	14
	2002L	50	2008L	50	2014L	50
	2002C	100	2008C	100	2014C	100
	2002D	500	2008D	500	2014D	500
	2002M	1000	2008M	1000	2014M	1000
1/4	2003B	4	2009B	4	2015B	3
	2003H	14	2009H	14	2015H	12
	2003L	50	2009L	50	2015L	50
	2003C	100	2009C	100	2015C	100
	2003D	500	2009D	500	2015D	500
	2003M	1000	2009M	1000	2015M	1000
5/16	2004B	4	2010B	4	2016B	3
	2004H	14	2010H	14	2016H	12
	2004L	50	2010L	50	2016L	50
	2004C	100	2010C	100	2016C	100
	2004D	500	2010D	500	2016D	500
	2004M	1000	2010M	1000	2016M	1000
3/8	2005B	4	2011B	4	2017B	3
	2005H	14	2011H	14	2017H	12
	2005L	50	2011L	50	2017L	50
	2005C	100	2011C	100	2017C	100
	2005D	500	2011D	500	2017D	500
	2005M	1000	2011M	1000	2017M	1000
1/2	—	—	—	—	2018B	2
	—	—	—	—	2018H	7
	—	—	—	—	2018L	50
	—	—	—	—	2018C	100
	—	—	—	—	2018D	500
	—	—	—	—	2018M	1000



**Call for discounted price on bulk orders!**

### Heat Shrink Insulated Crimp Seal Rings

Stud	22-18 AWG Red		16-14 AWG Blue		12-10 AWG Ylw		8 AWG Red	
	Part#	Pcs	Part#	Pcs	Part#	Pcs	Part#	Pcs
6	2300H	3	2306H	3	2312H	3	—	—
	2300F	25	2306F	25	2312F	25	—	—
	2300C	100	2306C	100	2312C	100	—	—
8	2301H	3	2307H	3	2313H	3	—	—
	2301F	25	2307F	25	2313F	25	—	—
	2301C	100	2307C	100	2313C	100	—	—
10	2302H	3	2308H	3	2314H	3	2319H	3
	2302F	25	2308F	25	2314F	25	2319F	25
	2302C	100	2308C	100	2314C	100	2319C	100
1/4	2303H	3	2309H	3	2315H	3	2320H	3
	2303F	25	2309F	25	2315F	25	2320F	25
	2303C	100	2309C	100	2315C	100	2320C	100
5/16	2304H	3	2310H	3	2316H	3	2321H	3
	2304F	25	2310F	25	2316F	25	2321F	25
	2304C	100	2310C	100	2316C	100	2321C	100
3/8	2305H	3	2311H	3	2317H	3	2322H	3
	2305F	25	2311F	25	2317F	25	2322F	25
	2305C	100	2311C	100	2317C	100	2322C	100
1/2	—	—	—	—	2318H	3	2323H	3
	—	—	—	—	2318F	25	2323F	25
	—	—	—	—	2318C	100	2323C	100

### Heat Shrink Insulated Solder Seal Rings

Stud	22-18 AWG Red		16-14 AWG Blue		12-10 AWG Ylw	
	Part#	Pcs	Part#	Pcs	Part#	Pcs
6	2300SJ	3	2306SJ	3	—	—
	2300SF	15	2306SF	15	—	—
	2300SC	100	2306SC	100	—	—
8	2301SJ	3	2307SJ	3	—	—
	2301SF	15	2307SF	15	—	—
	2301SC	100	2307SC	100	—	—
10	2302SJ	3	2308SJ	3	2314SJ	3
	2302SF	15	2308SF	15	2314SF	15
	2302SC	100	2308SC	100	2314SC	100
1/4	2303SJ	3	2309SJ	3	2315SJ	3
	2303SF	15	2309SF	15	2315SF	15
	2303SC	100	2309SC	100	2315SC	100
5/16	2304SJ	3	2310SJ	3	2316SJ	3
	2304SF	15	2310SF	15	2316SF	15
	2304SC	100	2310SC	100	2316SC	100
3/8	2305SJ	3	2311SJ	3	2317SJ	3
	2305SF	15	2311SF	15	2317SF	15
	2305SC	100	2311SC	100	2317SC	100
1/2	—	—	—	—	2318SJ	3
	—	—	—	—	2318SF	15
	—	—	—	—	2318SC	100

### Heat Shrink Insulated Crimp & Solder Seal Rings

Stud	22-18 AWG Red		16-14 AWG Blue		12-10 AWG Ylw	
	Part#	Pcs	Part#	Pcs	Part#	Pcs
6	2330J	3	2335J	3	2338J	3
	2330F	10	2335F	10	2338F	10
	2330L	50	2335L	50	2338L	50
8	2331J	3	2336J	3	2339J	3
	2331F	10	2336F	10	2339F	10
	2331L	50	2336L	50	2339L	50
10	2331C	100	2336C	100	2339C	100
	2249J	3	2246J	3	2244J	3
	2249F	10	2246F	10	2244F	10
1/4	2249L	50	2246L	50	2244L	50
	2249C	100	2246C	100	2244C	100
	2332J	3	2247J	3	2252J	3
5/16	2332F	10	2247F	10	2252F	10
	2332L	50	2247L	50	2252L	50
	2332C	100	2247C	100	2252C	100
3/8	2333J	3	2337J	3	2253J	3
	2333F	10	2337F	10	2253F	10
	2333L	50	2337L	50	2253L	50
1/2	2333C	100	2337C	100	2253C	100
	2334J	3	2248J	3	2245J	3
	2334F	10	2248F	10	2245F	10
3/8	2334L	50	2248L	50	2245L	50
	2334C	100	2248C	100	2245C	100
	—	—	—	—	2254J	3
1/2	—	—	—	—	2254F	10
	—	—	—	—	2254L	50
	—	—	—	—	2254C	100




See our complete line of quality crimpers starting on page 149



# Terminals

## Butt Connectors

26-24 AWG Ylw		22-18 AWG Red		16-14 AWG Blue		12-10 AWG Ylw		8 AWG Red	
Part #	Pcs	Part #	Pcs	Part #	Pcs	Part #	Pcs	Part #	Pcs
<b>Non-Insulated Butted Seam</b>									
—	—	1060H	25	1061H	25	1062F	25	—	—
—	—	1060L	50	1061L	50	1062L	50	—	—
—	—	1060C	100	1061C	100	1062C	100	—	—
—	—	1060M	1000	1061M	1000	1062M	1000	—	—
<b>Non-Insulated Seamless</b>									
—	—	1060SF	25	1061SF	25	1062SF	25	1063P	25
—	—	1060SL	50	1061SL	50	1062SL	50	1063L	50
—	—	1060SC	100	1061SC	100	1062SC	100	1063C	100
—	—	1060SM	1000	1061SM	1000	1062SM	1000	1063M	1000
<b>Vinyl Insulated</b>									
—	—	2060B	5	2061B	5	2062B	3	2063H	2
—	—	2060H	20	2061H	20	2062H	14	2063F	10
—	—	2060L	50	2061L	50	2062L	50	2063L	50
—	—	2060C	100	2061C	100	2062C	100	2063C	100
—	—	2060D	500	2061D	500	2062D	500	2063D	500
—	—	2060M	1000	2061M	1000	2062M	1000	2063M	1000
<b>Nylon Insulated</b>									
2091B	3	2065B	4	2066B	4	2067B	2	—	—
2091H	11	2065H	14	2066H	14	2067H	8	—	—
2091L	50	2065L	50	2066L	50	2067L	50	—	—
2091C	100	2065C	100	2066C	100	2067C	100	—	—
2091D	500	2065D	500	2066D	500	2067D	500	—	—
2091M	1000	2065M	1000	2066M	1000	2067M	1000	—	—
<b>Heat Shrink Butt Connectors</b>									
24-22 AWG Clear		22-18 AWG Red		16-14 AWG Blue		12-10 AWG Ylw		8 AWG Red	
Part #	Pcs	Part #	Pcs	Part #	Pcs	Part #	Pcs	Part #	Pcs
<b>Heat Shrink Insulated-Crimp Seal</b>									
2369H	3	2370H	3	2371H	3	2372H	3	2260H	3
2369F	25	2370F	25	2371F	25	2372F	25	2260F	10
2369L	50	2370L	50	2371L	50	2372L	50	2260L	50
2369C	100	2370C	100	2371C	100	2372C	100	2260C	100
<b>Heat Shrink Insulated-Window Crimp Seal</b>									
—	—	2970J	5	2971J	5	2972J	5	—	—
—	—	2970F	10	2971F	10	2972F	10	—	—
—	—	2970FPB	25	2971FPB	25	2972FPB	25	—	—
—	—	2970L	50	2971L	50	2972L	50	—	—
—	—	2970C	100	2971C	100	2972C	100	—	—
<b>Heat Shrink Insulated-Solder Seal</b>									
2369SJ	3	2370SJ	3	2371SJ	3	2372SJ	3	2260SJ	3
2369SF	15	2370SF	15	2371SF	15	2372SF	15	2260SF	15
2369SL	50	2370SL	50	2371SL	50	2372SL	50	2260SL	50
2369SC	100	2370SC	100	2371SC	100	2372SC	100	2260SC	100
<b>Heat Shrink Insulated-Crimp &amp; Solder Seal</b>									
2243J	3	2242J	3	2241J	3	2240J	3	—	—
2243F	10	2242F	10	2241F	10	2240F	10	—	—
2243L	50	2242L	50	2241L	50	2240L	50	—	—
2243C	100	2242C	100	2241C	100	2240C	100	—	—



## Step-Down Butt Connectors


24-22 to 20-18 AWG Red		20-18 to 16-14 AWG Blue		16-14 to 12-10 AWG Yel		12-10 to 8 AWG Red	
Part#	Pcs	Part#	Pcs	Part#	Pcs	Part#	Pcs
<b>Non-Insulated</b>							
1160F	10	1161F	10	1162F	10	1163F	10
1160L	50	1161L	50	1162L	50	1163L	50
1160C	100	1161C	100	1162C	100	1163C	100
1160M	1000	1161M	1000	1162M	1000	1163M	1000
<b>Heat Shrink Insulated-Crimp Seal</b>							
2264F	10	2261F	10	2262F	10	2263F	10
2264L	50	2261L	50	2262L	50	2263L	50
2264C	100	2261C	100	2262C	100	2263C	100
2264M	1000	2261M	1000	2262M	1000	2263M	1000
<b>Heat Shrink Insulated-Crimp &amp; Solder Seal</b>							
2256F	10	2257F	10	2258F	10	2259F	10
2256L	50	2257L	50	2258L	50	2259L	50
2256C	100	2257C	100	2258C	100	2259C	100
2256M	1000	2257M	1000	2258M	1000	2259M	1000
26-24 to 22-18 AWG Red		22-18 to 16-14 AWG Blue		16-14 to 12-10 AWG Yel		12-10 to 8 AWG Red	
Part#	Pcs	Part#	Pcs	Part#	Pcs	Part#	Pcs
<b>Vinyl Insulated</b>							
2170H	2	2171H	2	2181H	2	2191H	2
2170F	25	2171F	25	2181F	25	2191F	25
2170C	100	2171C	100	2181C	100	2191C	100
2170M	1000	2171M	1000	2181M	1000	2191M	1000



## In-Line Multiple Wire Butt Connectors Heat Shrink Insulated - Crimp Seal

### One Wire to Two Wires

- 4:1 Adhesive on inside melts down to protect wire from corrosion.
- Connects two wires of smallest AWG or one of the larger AWG on opposite end.
- Premium alternative to use instead of a quick-tap or scotch lock.
- Color stripes on the connector indicate which crimp die to use.
- Color dash on tubing indicates the wire gauge size that can be used.



24-22 to 20-18 AWG Clear/White Dash		20-18 to 16-14 AWG Clear/Red Dash		16-14 to 12-10 AWG Clear/Blue Dash		12-10 to 8 AWG Clear/Yellow Dash	
Part#	Pcs	Part#	Pcs	Part#	Pcs	Part#	Pcs
<b>Heat Shrink Insulated-Crimp Seal</b>							
2269J	5	2270J	5	2271J	5	2272J	5
2269F	10	2270F	10	2271F	10	2272F	10
2269FPB	25	2270FPB	25	2271FPB	25	2272FPB	25
2269L	50	2270L	50	2271L	50	2272L	50
2269C	100	2270C	100	2271C	100	2272C	100
2269M	1000	2270M	1000	2271M	1000	2272M	1000



## Packaged Assortments

We've packaged popular sized terminals together for easy and convenient use. Choose from a variety of products. There's a perfect choice for every application. See pages 17-20



# Terminals



## H.D. Non-Insulated Rings

AWG	#10 Stud		1/4" Stud		5/16" Stud		3/8" Stud		1/2" Stud	
	Part#	Pcs	Part#	Pcs	Part#	Pcs	Part#	Pcs	Part#	Pcs
8	1019H	7	1020H	7	1021H	7	1022H	7	1023H	7
	1019P	25	1020P	25	1021P	25	1022P	25	1023P	25
	1019C	100	1020C	100	1021C	100	1022C	100	1023C	100
6	1024H	4	1025H	4	1026H	4	1027H	4	1028H	2
	1024P	25	1025P	25	1026P	25	1027P	25	1028P	25
	1024C	100	1025C	100	1026C	100	1027C	100	1028C	100
4	—	—	1029H	3	1030H	3	1031H	3	1032F	3
	—	—	1029P	25	1030P	25	1031P	25	1032P	25
	—	—	1029C	100	1030C	100	1031C	100	1032C	100
2	—	—	1033H	2	1034H	2	1035H	2	1036F	2
	—	—	1033P	25	1034P	25	1035P	25	1036P	25
	—	—	1033C	100	1034C	100	1035C	100	1036C	100
1/0	—	—	1071F	2	1072F	2	1073F	2	1074F	2
	—	—	1071P	25	1072P	25	1073P	25	1074P	25
	—	—	1071C	100	1072C	100	1073C	100	1074C	100
2/0	—	—	1075F	2	1076F	2	1077F	2	1078F	2
	—	—	1075P	25	1076P	25	1077P	25	1078P	25
	—	—	1075C	100	1076C	100	1077C	100	1078C	100
3/0	—	—	—	—	—	—	1079F	2	1080F	2
	—	—	—	—	—	—	1079P	25	1080P	25
	—	—	—	—	—	—	1079C	100	1080C	100

## H.D. Seamless Copper Lugs with Flared Ends

AWG	#10 Stud		1/4" Stud		5/16" Stud		3/8" Stud		1/2" Stud	
	Part#	Pcs	Part#	Pcs	Part#	Pcs	Part#	Pcs	Part#	Pcs
8	1300F	5	1344F	5	1345F	5	1346F	5	1347F	5
	1300P	25	1344P	25	1345P	25	1346P	25	1347P	25
	1300C	100	1344C	100	1345C	100	1346C	100	1347C	100
6	1301F	5	1303F	5	1302F	5	1305F	5	1306F	5
	1301P	25	1303P	25	1302P	25	1305P	25	1306P	25
	1301C	100	1303C	100	1302C	100	1305C	100	1306C	100
4	—	—	1307F	5	1308F	5	1309F	5	1310F	5
	—	—	1307P	25	1308P	25	1309P	25	1310P	25
	—	—	1307C	100	1308C	100	1309C	100	1310C	100
2	—	—	1312F	5	1313F	5	1314F	5	1315F	5
	—	—	1312P	25	1313P	25	1314P	25	1315P	25
	—	—	1312C	100	1313C	100	1314C	100	1315C	100
1	—	—	1318F	5	1316F	5	1319F	5	1320F	5
	—	—	1318P	25	1316P	25	1319P	25	1320P	25
	—	—	1318C	100	1316C	100	1319C	100	1320C	100
1/0	—	—	1322F	5	1323F	5	1324F	5	1325F	5
	—	—	1322P	25	1323P	25	1324P	25	1325P	25
	—	—	1322C	100	1323C	100	1324C	100	1325C	100
2/0	—	—	1328F	5	1329F	5	1330F	5	1331F	5
	—	—	1328P	25	1329P	25	1330P	25	1331P	25
	—	—	1328C	100	1329C	100	1330C	100	1331C	100
3/0	—	—	—	—	—	—	1336F	5	1337F	5
	—	—	—	—	—	—	1336P	25	1337P	25
	—	—	—	—	—	—	1336C	100	1337C	100
4/0	—	—	—	—	—	—	1342F	5	1343F	5
	—	—	—	—	—	—	1342P	25	1343P	25
	—	—	—	—	—	—	1342C	100	1343C	100



## H.D. Seamless Tin-Plated Copper Butt Connectors

AWG	Part#	Pcs
8	1063F	4
	1063P	25
	1063C	100
6	1064F	2
	1064P	25
	1064C	100
4	1065F	2
	1065P	25
	1065C	100
2	1066F	2
	1066P	25
	1066C	100
1/0	1067F	2
	1067P	25
	1067C	100
2/0	1068F	2
	1068P	25
	1068C	100
3/0	1069F	2
	1069P	25
	1069C	100
4/0	1070F	2
	1070P	25
	1070C	100



## H.D. Seamless Tin-Plated Copper Butt Connectors with Flared Ends

AWG	Part#	Pcs
8	1349F	5
	1349P	25
	1349C	100
6	1350F	5
	1350P	25
	1350C	100
4	1351F	5
	1351P	25
	1351C	100
2	1352F	5
	1352P	25
	1352C	100
1	1353F	5
	1353P	25
	1353C	100
1/0	1354F	5
	1354P	25
	1354C	100
2/0	1355F	5
	1355P	25
	1355C	100
3/0	1356F	5
	1356P	25
	1356C	100
4/0	1357F	5
	1357P	25
	1357C	100







**H.D. Vinyl Insulated Butt Connectors**



AWG	Part#	Pcs
8	2063H	2
	2063P	25
	2063C	100
6	2064H	2
	2064P	25
	2064C	100
4	2068F	2
	2068P	25
	2068C	100
2	2069F	2
	2069P	25
	2069C	100

**H.D. Vinyl Insulated Rings**

AWG	#10 Stud		1/4" Stud		5/16" Stud		3/8" Stud		1/2" Stud	
	Part#	Pcs	Part#	Pcs	Part#	Pcs	Part#	Pcs	Part#	Pcs
8	2019H	4	2020H	4	2021H	4	2022H	4	2023H	2
	2019F	25	2020F	25	2021F	25	2022F	25	2023F	25
	2019C	100	2020C	100	2021C	100	2022C	100	2023C	100
6	2024H	3	2025H	3	2026H	3	2027H	3	2028H	2
	2024F	25	2025F	25	2026F	25	2027F	25	2028F	25
	2024C	100	2025C	100	2026C	100	2027C	100	2028C	100
4	—	—	2029J	2	2030J	2	2031J	2	2032J	2
	—	—	2029F	25	2030F	25	2031F	25	2032F	25
	—	—	2029C	100	2030C	100	2031C	100	2032C	100
2	—	—	2033J	2	2034J	2	2035J	2	2036J	2
	—	—	2033F	25	2034F	25	2035F	25	2036F	25
	—	—	2033C	100	2034C	100	2035C	100	2036C	100

**Non-Insulated Spades**



Stud	22-18 AWG		16-14 AWG		12-10 AWG	
	Part#	Pcs	Part#	Pcs	Part#	Pcs
6	1050H	25	1053H	25	1056H	25
	1050C	100	1053C	100	1056C	100
	1050M	1000	1053M	1000	1056M	1000
8	1051H	25	1054H	25	1057H	25
	1051C	100	1054C	100	1057C	100
	1051M	1000	1054M	1000	1057M	1000
10	1052H	25	1055H	25	1058H	25
	1052C	100	1055C	100	1058C	100
	1052M	1000	1055M	1000	1058M	1000

**Vinyl Insulated Flanged Spades**



Stud	22-18 AWG Red		16-14 AWG Blue		12-10 AWG Ylw	
	Part#	Pcs	Part#	Pcs	Part#	Pcs
6	2080H	10	2079H	10	2086H	6
	2080F	25	2079F	25	2086F	25
	2080C	100	2079C	100	2086C	100
	2080M	1000	2079M	1000	2086M	1000
8	2081H	10	2084H	10	2087H	6
	2081F	25	2084F	25	2087F	25
	2081C	100	2084C	100	2087C	100
	2081M	1000	2084M	1000	2087M	1000
10	2082H	10	2078H	10	2088H	6
	2082F	25	2078F	25	2088F	25
	2082C	100	2078C	100	2088C	100
	2082M	1000	2078M	1000	2088M	1000

**Vinyl Insulated Spades**



Stud	22-18 AWG Red		16-14 AWG Blue		12-10 AWG Ylw	
	Part#	Pcs	Part#	Pcs	Part#	Pcs
6	2050B	5	2053B	5	2056B	4
	2050H	19	2053H	19	2056H	14
	2050C	100	2053C	100	2056C	100
	2050M	1000	2053M	1000	2056M	1000
8	2051B	5	2054B	5	2057B	4
	2051H	19	2054H	19	2057H	14
	2051C	100	2054C	100	2057C	100
	2051M	1000	2054M	1000	2057M	1000
10	2052B	5	2055B	5	2058B	4
	2052H	19	2055H	19	2058H	14
	2052C	100	2055C	100	2058C	100
	2052M	1000	2055M	1000	2058M	1000


**Nylon Insulated Spades**



Stud	22-18 AWG Red		16-14 AWG Blue		12-10 AWG Ylw	
	Part#	Pcs	Part#	Pcs	Part#	Pcs
6	2050NSJ	20	2053NSJ	20	2056NSJ	15
	2050NSF	50	2053NSF	50	2056NSF	50
	2050NSC	100	2053NSC	100	2056NSC	100
8	2051NSJ	20	2054NSJ	20	2057NSJ	15
	2051NSF	50	2054NSF	50	2057NSF	50
	2051NSC	100	2054NSC	100	2057NSC	100
10	2052NSJ	20	2055NSJ	20	2058NSJ	15
	2052NSF	50	2055NSF	50	2058NSF	50
	2052NSC	100	2055NSC	100	2058NSC	100


# Terminals

## Heat Shrink Insulated Crimp Seal Spades




	22-18 AWG Red		16-14 AWG Blue		12-10 AWG Ylw	
Stud	Part#	Pcs	Part#	Pcs	Part#	Pcs
6	2350H	3	2353H	3	2356H	2
	2350F	25	2353F	25	2356F	25
	2350C	100	2353C	100	2356C	100
8	2351H	3	2354H	3	2357H	2
	2351F	25	2354F	25	2357F	25
	2351C	100	2354C	100	2357C	100
10	2352H	3	2355H	3	2358H	2
	2352F	25	2355F	25	2358F	25
	2352C	100	2355C	100	2358C	100
1/4	—	—	2360H	3	2359H	2
	—	—	2360F	25	2359F	25
	—	—	2360C	100	2359C	100

## Heat Shrink Insulated Solder Seal Spades




	22-18 AWG Red		16-14 AWG Blue		12-10 AWG Ylw	
Stud	Part#	Pcs	Part#	Pcs	Part#	Pcs
10	2352SJ	3	2355SJ	3	2358SJ	3
	2352SF	15	2355SF	15	2358SF	15
	2352SC	100	2355SC	100	2358SC	100

## Heat Shrink Insulated Crimp & Solder Seal Spades




	22-18 AWG Red		16-14 AWG Blue		12-10 AWG Ylw	
Stud	Part#	Pcs	Part#	Pcs	Part#	Pcs
6	2340J	3	2343J	3	2346J	3
	2340F	10	2343F	10	2346F	10
	2340L	50	2343L	50	2346L	50
	2340C	100	2343C	100	2346C	100
8	2341J	3	2344J	3	2347J	3
	2341F	10	2344F	10	2347F	10
	2341L	50	2344L	50	2347L	50
	2341C	100	2344C	100	2347C	100
10	2342J	3	2345J	3	2348J	3
	2342F	10	2345F	10	2348F	10
	2342L	50	2345L	50	2348L	50
	2342C	100	2345C	100	2348C	100

## Heat Shrink Insulated Crimp Seal Flanged Spades




	22-18 AWG Red		16-14 AWG Blue		12-10 AWG Ylw	
Stud	Part#	Pcs	Part#	Pcs	Part#	Pcs
6	2390J	10	2393J	10	2396J	10
	2390F	25	2393F	25	2396F	25
	2390C	100	2393C	100	2396C	100
8	2391J	10	2394J	10	2397J	10
	2391F	25	2394F	25	2397F	25
	2391C	100	2394C	100	2397C	100
10	2392J	10	2395J	10	2398J	10
	2392F	25	2395F	25	2398F	25
	2392C	100	2395C	100	2398C	100

## Push-On Non-Insulated Male Disconnects



	22-18 AWG		16-14 AWG		12-10 AWG	
Tab	Part#	Pcs	Part#	Pcs	Part#	Pcs
.110	1100H	25	—	—	—	—
	1100C	100	—	—	—	—
	1100M	1000	—	—	—	—
.187	1110H	25	1111H	25	—	—
	1110C	100	1111C	100	—	—
	1110M	1000	1111M	1000	—	—
.250	1103H	25	1106H	25	1108H	25
	1103C	100	1106C	100	1108C	100
	1103M	1000	1106M	1000	1108M	1000

## Push-On Non-Insulated Female Disconnects



	22-18 AWG		16-14 AWG		12-10 AWG	
Tab	Part#	Pcs	Part#	Pcs	Part#	Pcs
.110	1101H	25	—	—	—	—
	1101C	100	—	—	—	—
	1101M	1000	—	—	—	—
.187	1112H	25	1104H	25	—	—
	1112C	100	1104C	100	—	—
	1112M	1000	1104M	1000	—	—
.250	1102H	25	1105H	25	1107H	25
	1102C	100	1105C	100	1107C	100
	1102M	1000	1105M	1000	1107M	1000

**Push-On Vinyl Insulated Male Disconnects**



	22-18 AWG Red		16-14 AWG Blue		12-10 AWG Ylw	
Tab	Part#	Pcs	Part#	Pcs	Part#	Pcs
.110	2100AH	19	2133H	19	—	—
	2100AC	100	2133C	100	—	—
	2100AM	1000	2133M	1000	—	—
.187	2101AF	19	2104AH	19	—	—
	2101AC	100	2104AC	100	—	—
	2101AM	1000	2104AM	1000	—	—
.250	2103B	5	2106B	5	2108B	3
	2103H	19	2106H	20	2108H	15
	2103L	50	2106L	50	2108F	50
	2103C	100	2106C	100	2108C	100
	2103D	500	2106D	500	2108D	500
	2103M	1000	2106M	1000	2108M	1000

**Push-On Nylon Insulated Male Disconnects**



	22-18 AWG Red		16-14 AWG Blue		12-10 AWG Ylw	
Tab	Part#	Pcs	Part#	Pcs	Part#	Pcs
.187	2101ANSJ	20	2104ANSJ	20	—	—
	2101ANSF	50	2104ANSF	50	—	—
	2101ANSC	100	2104ANSC	100	—	—
.250	2103NSJ	20	2106NSJ	20	2108NSJ	15
	2103NSF	50	2106NSF	50	2108NSF	50
	2103NSC	100	2106NSC	100	2108NSC	100

**Push-On Vinyl Insulated Female Disconnects**



	22-18 AWG Red		16-14 AWG Blue		12-10 AWG Ylw	
Tab	Part#	Pcs	Part#	Pcs	Part#	Pcs
.110	2100H	19	2132H	19	—	—
	2100C	100	2132C	100	—	—
	2100M	1000	2132M	1000	—	—
.187	2101H	19	2104H	19	—	—
	2101C	100	2104C	100	—	—
	2101M	1000	2104M	1000	—	—
.250	2102B	5	2105B	5	2107B	3
	2102H	19	2105H	20	2107H	15
	2102L	50	2105L	50	2107L	50
	2102C	100	2105C	100	2107C	100
	2102D	500	2105D	500	2107D	500
	2102M	1000	2105M	1000	2107M	1000
	.375	—	—	—	—	2113H
—		—	—	—	2113C	100
—		—	—	—	2113M	1000

**Push-On Nylon Insulated Female Disconnects**



	22-18 AWG Red		16-14 AWG Blue		12-10 AWG Ylw	
Tab	Part#	Pcs	Part#	Pcs	Part#	Pcs
.110	2100NSJ	25	2132NSH	8	—	—
	2100NSC	100	2132NSC	100	—	—
.187	2101NSJ	20	2104NSJ	20	—	—
	2101NSF	50	2104NSF	50	—	—
	2101NSC	100	2104NSC	100	—	—
.250	2102NSJ	20	2105NSJ	20	2107NSJ	15
	2102NSF	50	2105NSF	50	2107NSF	50
	2102NSC	100	2105NSC	100	2107NSC	100

**Convenient Terminal kits make it easy for customers to get exactly what they need. See all available kits starting on page 21**

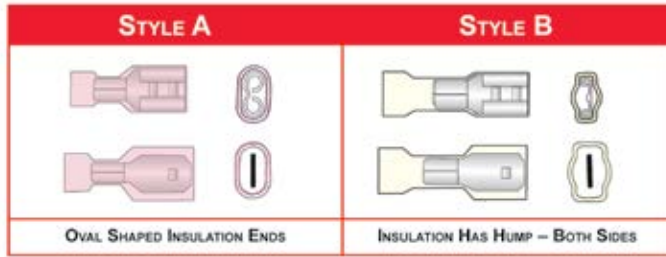
**T-Tap Splice Connectors**

Use T-Tap Splice Connectors with matching fully insulated male disconnect.





# Terminals



## Push-On Heat Shrink Insulated Male Disconnects

	22-18 AWG Red		16-14 AWG Blue		12-10 AWG Ylw	
Tab	Part#	Pcs	Part#	Pcs	Part#	Pcs
	<b>Crimp Seal</b>					
.250	2363J	3	2366J	3	2368J	3
	2363F	25	2366F	25	2368F	25
	2363C	100	2366C	100	2368C	100
	<b>Solder Seal</b>					
.250	2363SJ	3	2366SJ	3	2368SJ	3
	2363SF	15	2366SF	15	2368SF	15
	2363SC	100	2366SC	100	2368SC	100
	<b>Crimp &amp; Solder Seal</b>					
.250	2281J	3	2251J	3	2283J	3
	2281F	10	2251F	10	2283F	10
	2281C	100	2251C	100	2283C	100

## Push-On Heat Shrink Insulated Female Disconnects

	22-18 AWG Red		16-14 AWG Blue		12-10 AWG Ylw	
Tab	Part#	Pcs	Part#	Pcs	Part#	Pcs
	<b>Crimp Seal</b>					
.250	2362J	3	2365J	3	2367J	3
	2362F	25	2365F	25	2367F	25
	2362C	100	2365C	100	2367C	100
	<b>Solder Seal</b>					
.250	2362SJ	3	2365SJ	3	2367SJ	3
	2362SF	15	2365SF	15	2367SF	15
	2362SC	100	2365SC	100	2367SC	100
	<b>Crimp &amp; Solder Seal</b>					
.250	2280J	3	2250J	3	2282J	3
	2280F	10	2250F	10	2282F	10
	2280C	100	2250C	100	2282C	100

## Push-On / Fully Insulated Nylon Male Disconnects

	22-18 AWG Red			16-14 AWG Blue			12-10 AWG Ylw		
Tab	Part#	Pcs	Style	Part#	Pcs	Style	Part#	Pcs	Style
.250	2115H	10	A	2117B	3	A	2119H	7	B
	2115F	25	A	2117H	10	A	2119F	25	B
	2115L	50	A	2117F	50	A	2119L	50	B
	2115C	100	A	2117C	100	A	2119C	100	B
	2115D	500	A	2117D	500	A	2119D	500	B

## Push-On / Fully Insulated Nylon Female Disconnects

	22-18 AWG Red			16-14 AWG Blue			12-10 AWG Ylw		
Tab	Part#	Pcs	Style	Part#	Pcs	Style	Part#	Pcs	Style
.250	2114H	10	A	2116B	3	A	2118H	7	B
	2114F	25	A	2116H	10	A	2118F	25	B
	2114L	50	A	2116F	50	A	2118L	50	B
	2114C	100	A	2116C	100	A	2118C	100	B
	2114D	500	A	2116D	500	A	2118D	500	B

## Push-On / Fully Insulated Heat Shrink Crimp Seal Male Disconnects

	22-18 AWG Red			16-14 AWG Blue			12-10 AWG Ylw		
Tab	Part#	Pcs	Style	Part#	Pcs	Style	Part#	Pcs	Style
.250	2373H	3	B	2375H	3	B	2377H	3	B
	2373J	10	B	2375J	10	B	2377J	10	B
	2373F	25	B	2375F	25	B	2377F	25	B
	2373C	100	B	2375C	100	B	2377C	100	B

## Push-On / Fully Insulated Heat Shrink Crimp Seal Female Disconnects

	22-18 AWG Red			16-14 AWG Blue			12-10 AWG Ylw		
Tab	Part#	Pcs	Style	Part#	Pcs	Style	Part#	Pcs	Style
.250	2374H	3	B	2376H	3	B	2378H	3	B
	2374J	10	B	2376J	10	B	2378J	10	B
	2374F	25	B	2376F	25	B	2378F	25	B
	2374C	100	B	2376C	100	B	2378C	100	B

## Push-On / Fully Insulated Heat Shrink Solder Seal Female Disconnects

	22-18 AWG Red			16-14 AWG Blue			12-10 AWG Ylw		
Tab	Part#	Pcs	Style	Part#	Pcs	Style	Part#	Pcs	Style
.250	2374SJ	3	B	2376SJ	3	B	2378SJ	3	B
	2374SF	15	B	2376SF	15	B	2378SF	15	B
	2374SFPB	25	B	2376SFPB	25	B	2378SFPB	25	B
	2374SC	100	B	2376SC	100	B	2378SC	100	B

## Small Gauge Terminals

### Nylon Insulated Rings

#### 26-24 AWG Ylw

Stud	Part#	Pcs
2	2083F	20
	2083L	50
	2083C	100

### Nylon Insulated Rings

#### 24-20 AWG Ylw

Stud	Part#	Pcs
4	2094NSF	20
	2094NSL	50
	2094NSC	100

### Nylon Insulated Rings

#### 24-20 AWG Ylw

Stud	Part#	Pcs
6	2095NSF	20
	2095NSL	50
	2095NSC	100

### Nylon Insulated Rings

#### 24-20 AWG Ylw

Stud	Part#	Pcs
8	2085NSF	20
	2085NSL	50
	2085NSC	100

### Nylon Insulated Rings

#### 24-20 AWG Ylw

Stud	Part#	Pcs
10	2096NSF	20
	2096NSL	50
	2096NSC	100

### Nylon Insulated Spades

#### 26-24 AWG Ylw

Stud	Part#	Pcs
10	2090H	20
	2090L	50
	2090C	100

### Nylon Insulated Spades

#### 24-20 AWG Ylw

Stud	Part#	Pcs
10	2092F	20
	2092L	50
	2092C	100

### Nylon Insulated Female Disconnects

#### 26-24 AWG Ylw

Tab	Part#	Pcs
.110	2093H	20
	2093L	50
	2093C	100

### Nylon Insulated Butt Connectors

#### 26-24 AWG Ylw

Part#	Pcs
2091H	11
2091L	50
2091C	100

## Vinyl Insulated Pin Terminals

#### 22-18 AWG Red

#### 16-14 AWG Blue

#### 12-10 AWG Ylw

Part#	Pcs	Part#	Pcs	Part#	Pcs
2290H	14	2291H	12	2292H	8
2290L	50	2291L	50	2292L	50
2290C	100	2291C	100	2292C	100
2290M	1000	2291M	1000	2292M	1000

## Vinyl Insulated Hook Terminals

#### 22-18 AWG Red

#### 16-14 AWG Blue

#### 12-10 AWG Ylw

Stud	Part#	Pcs	Part#	Pcs	Part#	Pcs
10	2141H	6	2142H	6	2143H	4
	2141F	25	2142F	25	2143F	25
	2141C	100	2142C	100	2143C	100
	2141M	1000	2142M	1000	2143M	1000

## Nylon Insulated Hook Terminals

#### 22-18 AWG Red

#### 16-14 AWG Blue

#### 12-10 AWG Ylw

Stud	Part#	Pcs	Part#	Pcs	Part#	Pcs
10	2172H	6	2174H	6	2173H	4
	2172F	25	2174F	25	2173F	25
	2172C	100	2174C	100	2173C	100
	2172M	1000	2174M	1000	2173M	1000

## Heat Shrink Insulated Crimp Seal Hook Terminals

#### 22-18 AWG Red

#### 16-14 AWG Blue

#### 12-10 AWG Ylw

Stud	Part#	Pcs	Part#	Pcs	Part#	Pcs
10	2161H	2	2162H	2	2163H	2
	2161F	25	2162F	25	2163F	25
	2161C	100	2162C	100	2163C	100
	2161M	1000	2162M	1000	2163M	1000

## Piggyback Terminals

#### 22-18 AWG Red

#### 16-14 AWG Blue


#### 12-10 AWG Ylw

Tab	Part#	Pcs	Part#	Pcs	Part#	Pcs
<b>Non-Insulated</b>						
.250	1124H	10	1109H	9	1125H	5
	1124F	25	1109F	25	1125F	25
	1124C	100	1109C	100	1125C	100
<b>Vinyl Insulated</b>						
.250	2134H	10	2109H	9	2135H	5
	2134F	25	2109F	25	2135F	25
	2134C	100	2109C	100	2135C	100
	2134M	1000	2109M	1000	2135M	1000
<b>Nylon Insulated</b>						
.250	2134NSJ	10	2109NSJ	10	—	—
	2134NSF	25	2109NSF	25	—	—
	2134NSC	100	2109NSC	100	—	—
	2134NSM	1000	2109NSM	1000	—	—
<b>Heat Shrink Insulated-Crimp Seal</b>						
.250	2234J	10	2209J	10	2235J	10
	2234F	25	2209F	25	2235F	25
	2234C	100	2209C	100	2235C	100
	2234M	1000	2209M	1000	2235M	1000

# Terminals


**Non-Insulated Male Flag Terminals**

Tab	22-18 AWG		16-14 AWG		12-10 AWG	
	Part#	Pcs	Part#	Pcs	Part#	Pcs
.250	—	—	2299F	25	—	—
	—	—	2299C	100	—	—
	—	—	2299M	1000	—	—




**Non-Insulated Female Flag Terminals**

Tab	22-18 AWG		16-14 AWG		12-10 AWG	
	Part#	Pcs	Part#	Pcs	Part#	Pcs
.187	—	—	1115F	35	—	—
	—	—	1115C	100	—	—
.250	1118H	15	1116H	15	1117H	15
	1118C	100	1116C	100	1117C	100
	1118M	1000	1116M	1000	1117M	1000




**Specialty Non-Insulated Flag Rings**

Stud	22-18 AWG		16-14 AWG		12-10 AWG	
	Part#	Pcs	Part#	Pcs	Part#	Pcs
10	—	—	1040B	5	1041B	5
	—	—	1040F	25	1041F	25
	—	—	1040C	100	1041C	100



**Specialty Non-Insulated Flag Spades**

Stud	22-18 AWG		16-14 AWG		12-10 AWG	
	Part#	Pcs	Part#	Pcs	Part#	Pcs
10	—	—	1043B	5	1044B	5
	—	—	1043F	25	1044F	25
	—	—	1043C	100	1044C	100





*Call for discounted price on bulk orders!*

## Specialty Non-Insulated Flag Compressor Terminals


**12-8 AWG**

Tab	Part#	Pcs
.250	1119H	7
	1119F	25
	1119C	100




## Nylon Insulated Female Flag Terminals

Tab	22-18 AWG Red		16-14 AWG Blue		12-10 AWG Ylw	
	Part#	Pcs	Part#	Pcs	Part#	Pcs
.250	2293H	8	2294H	8	2295H	4
	2293F	25	2294F	25	2295F	25
	2293C	100	2294C	100	2295C	100
	2293M	1000	2294M	1000	2295M	1000




## Heat Shrink Insulated Crimp Seal Female Flag Terminals

Tab	22-18 AWG Red		16-14 AWG Blue		12-10 AWG Ylw	
	Part#	Pcs	Part#	Pcs	Part#	Pcs
.250	2296J	10	2297J	10	2298J	10
	2296F	25	2297F	25	2298F	25
	2296C	100	2297C	100	2298C	100
	2296M	1000	2297M	1000	2298M	1000



## 3-Way (Y) Connectors

Part#	22-18 AWG Red		16-14 AWG Blue		12-10 AWG Ylw	
	Part#	Pcs	Part#	Pcs	Part#	Pcs
<b>Vinyl Insulated</b>						
2165H	4	2166H	4	2167H	3	
2165F	25	2166F	25	2167F	25	
2165C	100	2166C	100	2167C	100	
2165M	1000	2166M	1000	2167M	1000	
<b>Nylon Insulated</b>						
2175H	4	2176H	4	2177H	3	
2175F	25	2176F	25	2177F	25	
2175C	100	2176C	100	2177C	100	
2175M	1000	2176M	1000	2177M	1000	
<b>Heat Shrink Insulated-Crimp Seal</b>						
2185H	2	2186H	2	2187H	2	
2185J	5	2186J	5	2187J	5	
2185F	25	2186F	25	2187F	25	
2185C	100	2186C	100	2187C	100	
2185M	1000	2186M	1000	2187M	1000	





## Bullet (Male) Connectors

Dia.	22-18 AWG Red		16-14 AWG Blue	
	Part#	Pcs	Part#	Pcs
.157	<b>Vinyl Insulated</b>			
	2125H	19	2111H	20
	2125L	50	2111F	50
	2125C	100	2111C	100
.176	2125M	1000	2111M	1000
	—	—	2110H	19
	—	—	2110L	50
	—	—	2110C	100
.157	<b>Nylon Insulated</b>			
	2125NSJ	20	2111NSJ	20
	2125NSL	50	2111NSL	50
	2125NSC	100	2111NSC	100
.176	2125NSM	1000	2111NSM	1000
	—	—	2110NSJ	20
	—	—	2110NSL	50
	—	—	2110NSC	100
.157	<b>Heat Shrink Insulated-Crimp Seal</b>			
	2130F	10	2136F	10
	2130L	50	2136L	50
	2130C	100	2136C	100
.176	2130M	1000	2136M	1000
	2145F	10	2138F	10
	2145L	50	2138L	50
	2145C	100	2138C	100
.176	2145M	1000	2138M	1000



## Receptacle (Female) Connectors

Dia.	22-18 AWG Red		16-14 AWG Blue	
	Part#	Pcs	Part#	Pcs
.157	<b>Vinyl Insulated</b>			
	2124H	7	2112H	7
	2124L	50	2112F	50
	2124C	100	2112C	100
.176	2124M	1000	2112M	1000
	—	—	2123H	7
	—	—	2123L	50
	—	—	2123C	100
.157	<b>Nylon Insulated</b>			
	2124NSJ	7	2112NSJ	7
	2124NSL	50	2112NSL	50
	2124NSC	100	2112NSC	100
.176	2124NSM	1000	2112NSM	1000
	—	—	2123NSJ	7
	—	—	2123NSL	50
	—	—	2123NSC	100
.157	<b>Heat Shrink Insulated-Crimp Seal</b>			
	2140F	10	2137F	10
	2140L	50	2137L	50
	2140C	100	2137C	100
.176	2140M	1000	2137M	1000
	2146F	10	2139F	10
	2146L	50	2139L	50
	2146C	100	2139C	100
.176	2146M	1000	2139M	1000



## 4-Way (X) Connectors

Part#	Pcs	22-18 AWG Red		16-14 AWG Blue		12-10 AWG Ylw	
		Part#	Pcs	Part#	Pcs	Part#	Pcs
<b>Vinyl Insulated</b>							
2265H	4	2266H	4	2267H	2		
2265F	25	2266F	25	2267F	25		
2265C	100	2266C	100	2267C	100		
2265M	1000	2266M	1000	2267M	1000		
<b>Nylon Insulated</b>							
2275H	4	2276H	4	2277H	2		
2275F	25	2276F	25	2277F	25		
2275C	100	2276C	100	2277C	100		
2275M	1000	2276M	1000	2277M	1000		
<b>Heat Shrink Insulated-Crimp Seal</b>							
2285H	1	2286H	1	2287H	1		
2285J	5	2286J	5	2287J	5		
2285F	25	2286F	25	2287F	25		
2285C	100	2286C	100	2287C	100		
2285M	1000	2286M	1000	2287M	1000		



## Specialty Receptacle (Female) Connectors

Dia.	16-14 AWG	
	Part#	Pcs
.157	<b>Nylon Insulated-Double Plug</b>	
	1213B	2
	1213H	9
	1213C	100
.157	<b>3M 16-14 AWG In-Line Receptacle</b>	
	1221H	6
	1221F	50
	1221C	100
.157	1221M	1000




# Terminals

## High Temperature Terminals

Continuous Operating Temp. is Rated 900°F (482°C)  
Constructed of Nickel Plated Steel

	22-18 AWG		16-14 AWG		12-10 AWG	
	Part#	Pcs	Part#	Pcs	Part#	Pcs
<b>Non-Insulated Rings</b>						
Stud 6	91000F	30	91006F	30	91012F	20
	91000C	100	91006C	100	91012C	100
	91000M	1000	91006M	1000	91012M	1000
8	91001F	30	91007F	30	91013F	20
	91001C	100	91007C	100	91013C	100
	91001M	1000	91007M	1000	91013M	1000
10	91002F	30	91008F	30	91014F	20
	91002C	100	91008C	100	91014C	100
	91002M	1000	91008M	1000	91014M	1000
1/4	91003F	30	91009F	20	91015F	14
	91003C	100	91009C	100	91015C	100
	91003M	1000	91009M	1000	91015M	1000
5/16	91004F	30	91010F	20	91016F	14
	91004C	100	91010C	100	91016C	100
	91004M	1000	91010M	1000	91016M	1000
3/8	91005F	30	91011F	20	91017F	14
	91005C	100	91011C	100	91017C	100
	91005M	1000	91011M	1000	91017M	1000
<b>Non-Insulated Butt Connectors</b>						
	91060F	25	91061F	25	91062F	25
	91060C	100	91061C	100	91062C	100
	91060M	1000	91061M	1000	91062M	1000
<b>Non-Insulated Spades</b>						
Stud 10	91052F	25	91055F	25	91058F	25
	91052C	100	91055C	100	91058C	100
	91052M	1000	91055M	1000	91058M	1000
<b>Non-Insulated Female Disconnects</b>						
Tab .187	—	—	91104F	20	—	—
	—	—	91104C	100	—	—
	—	—	91104M	1000	—	—
.250	91103F	20	91105F	20	91107F	20
	91103C	100	91105C	100	91107C	100
	91103M	1000	91105M	1000	91107M	1000
	—	—	—	—	—	—
<b>Non-Insulated Male Disconnects</b>						
Tab .250	—	—	91106F	20	—	—
	—	—	91106C	100	—	—
	—	—	91106M	1000	—	—
	—	—	—	—	—	—
<b>Non-Insulated Flag Terminals</b>						
Tab .250	—	—	91116F	20	91117F	20
	—	—	91116C	100	91117C	100
	—	—	91116M	1000	91117M	1000



## 56 Series - Split Disconnect Tang Locking



	18-14 AWG Male Tin-Plated Brass OEM# 02971962		18-14 AWG Female Brass OEM# 02962447	
Tab .250	Part#	Pcs	Part#	Pcs
	1202F	15	1200F	15
	1202C	100	1200C	100
	1202M	1000	1200M	1000

## 56 Series - Split Housing Ramp Locking



	Male Mates with 1201 & 1202 OEM# 02962984		Female Mates with 1203 & 1200 OEM# 02962448	
Tab .250	Part#	Pcs	Part#	Pcs
	1203F	15	1201F	15
	1203C	100	1201C	100
	1203M	1000	1201M	1000

## Adapters

Tab	Part#	Pcs
.250	<b>ATC/ATO Fuse Power Tap</b>	
	1208H	10
	1208L	50
	1208C	100
.187	<b>Mini Fuse Power Tap</b>	
	1210H	10
	1210L	50
	1210C	100
.250	<b>Glass Fuse Power Tap</b>	
	1212H	19
	1212L	50
	1212C	100
.250	<b>.250 Tab to #10 Stud Ring</b>	
	1209H	21
	1209L	50
	1209C	100
.250	<b>Female to Double Male - Chair Adapter</b>	
	1206H	7
	1206L	50
	1206C	100
.250	<b>Female to Double Male - Flat Adapter</b>	
	1211H	16
	1211L	50
	1211C	100
.250	<b>M/FM/M Non-Insulated Piggyback Adapter</b>	
	1207H	12
	1207L	50
	1207C	100
.250	<b>Nylon Insulated - Double Male Adapter</b>	
	1214H	7
	1214L	50
	1214C	100

### Closed-End Wire Connectors Joins Two to Four Wires

22-14 AWG		16-14 AWG		12-10 AWG	
Part#	Pcs	Part#	Pcs	Part#	Pcs
<b>Nylon Insulated</b>					
1216H	15	1215H	10	1217H	10
1216F	25	1215F	25	1217F	25
1216L	50	1215L	50	1217L	50
1216C	100	1215C	100	1217C	100
1216M	1000	1215M	1000	1217M	1000

### Heat Shrink Insulated-Crimp Seal 4:1 Adhesive on inside melts down to protect wire from corrosion. Premium alternative to wire nut, twist connect or end-cap.

22-14 AWG Clear/Blue Dash		18-10 AWG Clear/Yellow Dash	
Part#	Pcs	Part#	Pcs
2273J	5	2274J	5
2273F	10	2274F	10
2273FPB	25	2274FPB	25
2273L	50	2274L	50
2273C	100	2274C	100
2273M	1000	2274M	1000

### High Temperature - Ceramic Twist Connectors Continuous Operating Temp. is Rated 1000°F (537°C)

22-14 AWG		22-10 AWG		18-8 AWG	
Part#	Pcs	Part#	Pcs	Part#	Pcs
91118F	25	91119F	25	91120F	25
91118L	50	91119L	50	91120L	50
91118C	100	91119C	100	91120C	100
91118M	1000	91119M	1000	91120M	1000

### T-Tap Splice Connectors

22-18 AWG Red Mate with 2115		16-14 AWG Blue Mate with 2117		12-10 AWG Ylw Mate with 2119	
Part#	Pcs	Part#	Pcs	Part#	Pcs
1229H	8	1230H	8	1231H	5
1229P	25	1230P	25	1231P	25
1229F	50	1230F	50	1231F	50
1229C	100	1230C	100	1231C	100
1229D	500	1230D	500	1231D	500

### Premium Vinyl Twist Connectors

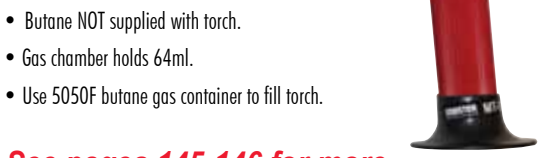
22-12 AWG Tan/Yellow Max 3#12 / Min 2#22		18-8 AWG Red Max 5#12 / Min 2#18		14-8 AWG Blue/Gray Max 3#8 / Min 4#14	
Part#	Pcs	Part#	Pcs	Part#	Pcs
1222H	6	1223B	4	1226F	3
1222P	25	1223P	25	1226P	25
1222L	50	1223L	50	1226L	50
1222C	100	1223C	100	1226C	100
1222D	500	1223D	500	1226D	500

### 5021F Pocket Torch w/ Angled Head



- Torch is pre-filled with butane.
- Produces flame temperature up to 1,315°C (2,400°F).

### 5051F Super Blast Torch



- Butane NOT supplied with torch.
- Gas chamber holds 64ml.
- Use 5050F butane gas container to fill torch.

See pages 145-146 for more detailed information on torches

### Insulation Displacement Telecom Connectors Sealant Filled

22-26 AWG Ylw 2-Wire (UY)		19-26 AWG Grn 2-Wire (UG)		19-26 AWG Red 3-Wire (UR)	
Part#	Pcs	Part#	Pcs	Part#	Pcs
20507H	4	20503H	4	20506H	4
20507F	25	20503F	25	20506F	25
20507L	50	20503L	50	20506L	50
20507C	100	20503C	100	20506C	100
20507M	1000	20503M	1000	20506M	1000

### Quick Splice Connectors

22-16 AWG Red w/Stop		18-14 AWG Blue w/Stop		18-14 AWG White No Stop		12-10 AWG Yellow w/Stop		18-10 AWG Brown w/Stop	
Part#	Pcs	Part#	Pcs	Part#	Pcs	Part#	Pcs	Part#	Pcs
1220-2H	6	1220H	6	1220-1H	7	1219H	4	1218H	3
1220-2P	25	1220P	25	1220-1P	25	1219P	25	1218P	25
1220-2F	50	1220F	50	1220-1F	50	1219F	50	1218F	50
1220-2C	100	1220C	100	1220-1C	100	1219C	100	1218C	100
1220-2D	500	1220D	500	1220-1D	500	1219D	500	1218D	500

### Twist Connectors

22-16 AWG Gray Max 2#16 Min 1#20 + 1#22		22-14 AWG Blue Max 3#16 Min 2#22		22-14 AWG Org Max 3#16 + 1#18 Min 3#22		18-12 AWG Ylw Max 2#14 + 3#16 Min 1#14 + 1#18		18-10 AWG Red Max 3#10 Min 1#12 + 2#8	
Part#	Pcs	Part#	Pcs	Part#	Pcs	Part#	Pcs	Part#	Pcs
71H	10	72H	10	73H	9	74H	10	76H	5
71P	25	72P	25	73P	25	74P	25	76P	25
71F	50	72F	50	73F	50	74F	50	76F	50
71C	100	72C	100	73C	100	74C	100	76C	100
71D	500	72D	500	73D	500	74D	500	76D	500

# Terminals

## Combination Packs 56 Series-Split Disconnects & Housing Assortments

### 1204B Female Split Disconnect & Housing Kit | 1 Set

Part#	Description	Pcs
1200	18-14 AWG .250 Tab Brass FM Disconnect	1
1201	.250 Tab Split White FM Housing	1

Kit is in a re-closable container



### 1204F Female Split Disconnect & Housing Kit | 7 Sets

Part#	Description	Pcs
1200	18-14 AWG .250 Tab Brass FM Disconnects	7
1201	.250 Tab Split White FM Housings	7

Kit is in a re-closable container



### 1205B Male Split Disconnect & Housing Kit | 1 Set

Part#	Description	Pcs
1202	18-14 AWG .250 Tab Tin-Plated Brass M Disconnect	1
1203	.250 Tab Split Natural M Housing	1

Kit is in a re-closable container



### 1205F Male Split Disconnect & Housing Kit | 7 Sets

Part#	Description	Pcs
1202	18-14 AWG .250 Tab Tin-Plated Brass M Disconnect	7
1203	.250 Tab Split Natural M Housing	7

Kit is in a re-closable container



## Combination Packs Bullet & Receptacle Assortments

### 1221B Vinyl Bullet & 3M Receptacle Kit | 1 Set

Part#	Description	Pcs
2111	16-14 AWG .157 Tab Bullet	1
1221	3M 16-14 AWG .157 Tab Inline Receptacle	1

Kit is in a re-closable container



### 2149B Vinyl Bullet & Receptacle Kit | 2 Sets

Part#	Description	Pcs
2125	22-18 AWG .157 Tab Bullets	2
2124	22-18 AWG .157 Tab Receptacles	2

Kit is in a re-closable container



## Combination Packs Vinyl Ring Assortments

### 2150H 22-18 AWG Vinyl Ring Kit | 19 Pcs.

Part#	Description	Pcs
2000	22-18 AWG #6 Stud Rings	6
2001	22-18 AWG #8 Stud Rings	5
2002	22-18 AWG #10 Stud Rings	6
2003	22-18 AWG 1/4" Stud Rings	2

Kit is in a re-closable container



### 2151H 16-14 AWG Vinyl Ring Kit | 19 Pcs.

Part#	Description	Pcs
2006	16-14 AWG #6 Stud Rings	6
2007	16-14 AWG #8 Stud Rings	5
2008	16-14 AWG #10 Stud Rings	6
2009	16-14 AWG 1/4" Stud Rings	2

Kit is in a re-closable container



### 2148H 12-10 AWG Vinyl Ring Kit | 12 Pcs.

Part#	Description	Pcs
2013	12-10 AWG #8 Stud Rings	3
2014	12-10 AWG #10 Stud Rings	4
2015	12-10 AWG 1/4" Stud Rings	3
2016	12-10 AWG 5/16" Stud Rings	2

Kit is in a re-closable container



**Terminals  
in these  
kits available  
separately**  
*The complete line  
starts on page 3*

### 2149H Vinyl Bullet & Receptacle Kit | 7 Sets

Part#	Description	Pcs
2125	22-18 AWG .157 Tab Bullets	7
2124	22-18 AWG .157 Tab Receptacles	7

Kit is in a re-closable container



### 2159B Vinyl Bullet & Receptacle Kit | 2 Sets

Part#	Description	Pcs
2111	16-14 AWG .157 Tab Bullets	2
2112	16-14 AWG .157 Tab Receptacles	2

Kit is in a re-closable container



### 2159H Vinyl Bullet & Receptacle Kit | 7 Sets

Part#	Description	Pcs
2111	16-14 AWG .157 Tab Bullets	7
2112	16-14 AWG .157 Tab Receptacles	7

Kit is in a re-closable container





**Combination Packs**  
Vinyl Terminal Assortments

**2152H 22-18 AWG Vinyl Terminal Kit | 19 Pcs.**

Part#	Description	Pcs
2000	22-18 AWG #6 Stud Rings	4
2002	22-18 AWG #10 Stud Rings	4
2050	22-18 AWG #6 Stud Spades	3
2052	22-18 AWG #10 Stud Spades	4
2060	22-18 AWG Butt Connectors	4

Kit is in a re-closable container



**2154H 12-10 AWG Vinyl Terminal Kit | 14 Pcs.**

Part#	Description	Pcs
2012	12-10 AWG #6 Stud Rings	2
2014	12-10 AWG #10 Stud Rings	2
2015	12-10 AWG 1/4" Stud Rings	2
2058	12-10 AWG #10 Stud Spades	4
2062	12-10 AWG Butt Connectors	4

Kit is in a re-closable container



**2153H 16-14 AWG Vinyl Terminal Kit | 19 Pcs.**

Part#	Description	Pcs
2006	16-14 AWG #6 Stud Rings	4
2008	16-14 AWG #10 Stud Rings	4
2053	16-14 AWG #6 Stud Spades	3
2055	16-14 AWG #10 Stud Spades	4
2061	16-14 AWG Butt Connectors	4


Kit is in a re-closable container



**2157H 22-10 AWG Vinyl Terminal Kit | 16 Pcs.**

Part#	Description	Pcs
2006	16-14 AWG #6 Stud Rings	2
2008	16-14 AWG #10 Stud Rings	2
2014	12-10 AWG #10 Stud Rings	2
2055	16-14 AWG #10 Stud Spades	2
2058	12-10 AWG #10 Stud Spades	2
2060	22-18 AWG Butt Connectors	2
2061	16-14 AWG Butt Connectors	2
2062	12-10 AWG Butt Connectors	2

Kit is in a re-closable container



**Combination Packs**  
Butt Connector Assortments

**2156B Vinyl Butt Connector Kit | 4 Pcs.**

Part#	Description	Pcs
2060	22-18 AWG Butt Connectors	1
2061	16-14 AWG Butt Connectors	2
2062	12-10 AWG Butt Connectors	1

Kit is in a re-closable container



**2399F Heat Shrink-Crimp Seal Butt Connector Kit | 17 Pcs.**

Part#	Description	Pcs
2370	22-18 AWG CS Butt Connectors	6
2371	16-14 AWG CS Butt Connectors	8
2372	12-10 AWG CS Butt Connectors	3

Kit is in a re-closable container



**2156H Vinyl Butt Connector Kit | 17 Pcs.**

Part#	Description	Pcs
2060	22-18 AWG Butt Connectors	6
2061	16-14 AWG Butt Connectors	8
2062	12-10 AWG Butt Connectors	3

Kit is in a re-closable container



**2379F Heat Shrink-Solder Seal Butt Connector Kit | 9 Pcs.**

Part#	Description	Pcs
2370S	22-18 AWG SS Butt Connectors	3
2371S	16-14 AWG SS Butt Connectors	3
2372S	12-10 AWG SS Butt Connectors	3

Kit is in a re-closable container



**2169F Nylon Butt Connector Kit | 17 Pcs.**

Part#	Description	Pcs
2065	22-18 AWG Butt Connectors	6
2066	16-14 AWG Butt Connectors	8
2067	12-10 AWG Butt Connectors	3

Kit is in a re-closable container



**2255F Heat Shrink-Crimp & Solder Seal Butt Connector Kit | 9 Pcs.**

Part#	Description	Pcs
2242	22-18 AWG CSS Butt Connectors	3
2241	16-14 AWG CSS Butt Connectors	3
2240	12-10 AWG CSS Butt Connectors	3

Kit is in a re-closable container



# Terminals

## Combination Packs Disconnect Assortments

### 2155H 22-10 AWG Mixed Disconnect Kit | 20 Pcs.

Part#	Description	Pcs
2103	22-18 AWG .250 Tab Vinyl M Disconnects	2
2102	22-18 AWG .250 Tab Vinyl FM Disconnects	2
2106	16-14 AWG .250 Tab Vinyl M Disconnects	2
2105	16-14 AWG .250 Tab Vinyl FM Disconnects	2
2108	12-10 AWG .250 Tab Vinyl M Disconnects	2
2107	12-10 AWG .250 Tab Vinyl FM Disconnects	2
2111	16-14 AWG .157 Tab Vinyl Bullets	2
2112	16-14 AWG .157 Tab Vinyl Receptacles	2
1207	.250 Tab M/FM/M Non-Insulated Piggyback Adapter	1
1211	.250 Tab Female to Double Male Flat Adapters	2
1214	.250 Tab Nylon Insulated Double Male Adapter	1

Kit is in a re-closable container

### 2155B 22-18 AWG Vinyl FM Disconnect Kit | 6 Pcs.

Part#	Description	Pcs
2100	22-18 AWG .110 Tab FM Disconnects	2
2101	22-18 AWG .187 Tab FM Disconnects	2
2102	22-18 AWG .250 Tab FM Disconnects	2


Kit is in a re-closable container

## Push-On T-Tap Splice & Fully Insulated Nylon Male Disconnect Sets



22-18 AWG Red		16-14 AWG Blue		12-10 AWG Ylw	
Part#	Sets	Part#	Sets	Part#	Sets
2129B	1	2122B	1	2131B	1
2129H	4	2122H	4	2131H	2

## Push-On Fully Insulated Nylon Male & Female Disconnect Sets



22-18 AWG Red		16-14 AWG Blue		12-10 AWG Ylw	
Part#	Sets	Part#	Sets	Part#	Sets
2120B	2	2121B	2	2127B	1
2120H	5	2121H	5	2127H	3

## Combination Packs Twist Connect Assortments

### 2158H 22-12 AWG Twist Connect Kit | 12 Pcs.

Part#	Description	Pcs
72	22-14 AWG Blue Twist Connects	6
73	22-14 AWG Orange Twist Connects	4
74	18-12 AWG Yellow Twist Connects	2

Kit is in a re-closable container

### 6985F 22-10 AWG Twist Connect Kit | 50 Pcs.



Part#	Description	Pcs
71	22-16 AWG Gray Twist Connects	10
72	22-14 AWG Blue Twist Connects	10
73	22-14 AWG Orange Twist Connects	10
74	18-12 AWG Yellow Twist Connects	10
76	18-10 AWG Red Twist Connects	10

Kit is in a re-closable container

### 1258F 22-8 AWG Premium Twist Connect Kit | 7 Pcs.




Part#	Description	Pcs
1222	22-12 AWG Tan/Yellow Premium Twist Connects	4
1223	18-8 AWG Red/Yellow Premium Twist Connects	2
1226	14-8 AWG Blue/Gray Premium Twist Connects	1

Kit is in a re-closable container


## Compressor Lead Sets

- Sets include 3 heat shrink crimp seal (CS) Butt Connectors. (JT&T part# 2372).

Part#	Tab	Gauge	Sets
2520F	.250	10	3



Part#	Stud	Gauge	Sets
2521F	.250	10	3



**6976F Heat Shrink Crimp Seal Terminal Kit | 75 Pcs.**

- Use 5023F tool to crimp heat shrink terminals - see page 150
- See pages 145-146 for torches or heat gun, to shrink & seal heat shrink terminals.



Part#	Description	Pcs
2301	22-18 AWG #8 Stud Rings	4
2302	22-18 AWG #10 Stud Rings	5
2303	22-18 AWG 1/4" Stud Rings	5
2350	22-18 AWG #6 Stud Spades	2
2351	22-18 AWG #8 Stud Spades	2
2370	22-18 AWG Butt Connectors	5
2307	16-14 AWG #8 Stud Rings	3
2308	16-14 AWG #10 Stud Rings	5
2309	16-14 AWG 1/4" Stud Rings	4
2354	16-14 AWG #8 Stud Spades	3
2355	16-14 AWG #10 Stud Spades	3
2371	16-14 AWG Butt Connectors	5
2376	16-14 AWG .250 FI M Disconnects	4
2375	16-14 AWG .250 FI M Disconnects	4
2313	12-10 AWG #8 Stud Rings	3
2314	12-10 AWG #10 Stud Rings	3
2315	12-10 AWG 1/4" Stud Rings	3
2357	12-10 AWG #8 Stud Spades	2
2358	12-10 AWG #10 Stud Spades	2
2372	12-10 AWG Butt Connectors	4
2378	12-10 AWG .250 FI M Disconnects	2
2377	12-10 AWG .250 FI M Disconnects	2
6015	8 Compartment Re-Closable Plastic Kit	

**Heat Shrink Crimp Seal Terminal Kit**

- Large assortment of rings, spades, disconnects and butt connectors, all right at your fingertips.
- Translucent, adhesive-lined polyolefin tubing allows visual inspection, prevents wire corrosion and provides a waterproof seal.

**6977F Heat Shrink Solder Seal Terminal Kit | 60 Pcs.**

- Use 5023F tool to crimp heat shrink terminals - see page 150
- See pages 145-146 for torches or heat gun, to shrink & seal heat shrink terminals.



Part#	Description	Pcs
2301S	22-18 AWG #8 Stud Rings	3
2302S	22-18 AWG #10 Stud Rings	3
2303S	22-18 AWG 1/4" Stud Rings	3
2352S	22-18 AWG #10 Stud Spades	4
2370S	22-18 AWG Butt Connectors	4
2307S	16-14 AWG #8 Stud Rings	3
2308S	16-14 AWG #10 Stud Rings	3
2310S	16-14 AWG 5/16" Stud Rings	3
2355S	16-14 AWG #10 Stud Spades	4
2371S	16-14 AWG Butt Connectors	4
2365S	16-14 AWG .250 FM Disconnects	3
2366S	16-14 AWG .250 M Disconnects	3
2314S	12-10 AWG #10 Stud Rings	3
2315S	12-10 AWG 1/4" Stud Rings	3
2316S	12-10 AWG 5/16" Stud Rings	3
2358S	12-10 AWG #10 Stud Spades	3
2372S	12-10 AWG Butt Connectors	4
2367S	12-10 AWG .250 FM Disconnects	2
2368S	12-10 AWG .250 M Disconnects	2
6015	8 Compartment Re-Closable Plastic Kit	

**Heat Shrink Solder Seal Terminal Kit**

- A soldered electrical connection provides superior current flow.
- Pre-fluxed, low melt solder delivers excellent tensile strength.
- Waterproof seal.

# Assortments & Kits

## 6982F Vinyl Terminal Kit | 83 Pcs.



**83 Pieces**  
in a handy  
reusable, blister,  
slide-back box

Part#	Description	Pcs
2000	22-18 AWG #6 Stud Rings	5
2002	22-18 AWG #10 Stud Rings	5
2051	22-18 AWG #8 Stud Spades	5
2052	22-18 AWG #10 Stud Spades	4
2102	22-18 AWG .250 FM Disconnects	5
2103	22-18 AWG .250 M Disconnects	4
2060	22-18 AWG Butt Connectors	4
2006	16-14 AWG #6 Stud Rings	5
2007	16-14 AWG #8 Stud Rings	5
2008	16-14 AWG #10 Stud Rings	5
2054	16-14 AWG #8 Stud Spades	5
2055	16-14 AWG #10 Stud Spades	5
2105	16-14 AWG .250 FM Disconnects	4
2106	16-14 AWG .250 M Disconnects	4
2061	16-14 AWG Butt Connectors	5
2014	12-10 AWG #10 Stud Rings	4
2015	12-10 AWG 1/4" Stud Rings	4
2062	12-10 AWG Butt Connectors	5

## 6986F Vinyl Terminal Kit | 180 Pcs.



**180 Pieces**  
of common  
electrical  
terminals in an  
attractive clear  
carrying case.

Part#	Description	Pcs
2000	22-18 AWG #6 Stud Rings	11
2001	22-18 AWG #8 Stud Rings	12
2002	22-18 AWG #10 Stud Rings	11
2050	22-18 AWG #6 Stud Spades	10
2051	22-18 AWG #8 Stud Spades	12
2052	22-18 AWG #10 Stud Spades	11
2102	22-18 AWG .250 FM Disconnects	12
2060	22-18 AWG Butt Connectors	11
2006	16-14 AWG #6 Stud Rings	11
2007	16-14 AWG #8 Stud Rings	13
2008	16-14 AWG #10 Stud Rings	12
2009	16-14 AWG 1/4" Stud Rings	9
2105	16-14 AWG .250 FM Disconnects	11
2106	16-14 AWG .250 M Disconnects	11
2061	16-14 AWG Butt Connectors	11
2107	12-10 AWG .250 FM Disconnects	4
2108	12-10 AWG .250 M Disconnects	4
2062	22-10 AWG Butt Connector	4
6009	18 Compartment Lockable Case	

► See pages 145-152 for  
tools and testers.

## 6991F Vinyl Terminal Kit w/ Tool | 26 Pcs.



Part#	Description	Pcs
2002	22-18 AWG #10 Stud Rings	3
2052	22-18 AWG #10 Stud Spades	3
2060	22-18 AWG Butt Connectors	3
2008	16-14 AWG #10 Stud Rings	3
2055	16-14 AWG #10 Stud Spades	3
2105	16-14 AWG .250 FM Disconnects	3
2106	16-14 AWG .250 M Disconnects	3
2061	16-14 AWG Butt Connectors	4
5002F	Crimper/Stripper Tool	1

Kit is in a reusable slide-back box

**Economy Crimper** and  
wire stripper tool and assorted  
terminals in a reusable box.

## 6992F Deluxe Vinyl Terminal Kit w/ Tool | 101 Pcs.



Part#	Description	Pcs
2000	22-18 AWG #6 Stud Rings	15
2050	22-18 AWG #6 Stud Spades	10
2102	22-18 AWG .250 FM Disconnects	5
2103	22-18 AWG .250 M Disconnects	5
2060	22-18 AWG Butt Connectors	10
2006	16-14 AWG #6 Stud Rings	10
2007	16-14 AWG #8 Stud Rings	10
2053	16-14 AWG #6 Stud Spades	10
2105	16-14 AWG .250 FM Disconnects	5
2106	16-14 AWG .250 M Disconnects	5
2061	16-14 AWG Butt Connectors	10
2012	12-10 AWG #6 Stud Rings	2
2062	12-10 AWG Butt Connectors	3
5003F	Deluxe Crimper/Stripper Tool	1

Kit is in a re-closable case

**Crimper/  
Stripper**  
with terminal  
assortment in  
a durable case.

## 6985F Twist Connect Kit | 50 Pcs.



Part#	Description	Pcs
71	22-16 AWG Gray	10
72	22-14 AWG Blue	10
73	22-14 AWG Orange	10
74	18-12 AWG Yellow	10
76	18-10 AWG Red	10

**Twist Connects**  
Assortment of twist  
connects in a re-closeable  
container. For more detailed  
information see Twist  
Connectors on page 16.



**6990F Professional Terminal Kit | 2200 Pcs.**



**Professional Terminal Kit** Large terminal assortment available in a durable metal case. Product map included.

Part#	Description	Part#	Description
2124	22-18 AWG .157 Vinyl Receptacles 100	2112	16-14 AWG .157 Vinyl Receptacles 100
2125	22-18 AWG .157 Vinyl Bullets 100	2111	16-14 AWG .157 Vinyl Bullets 100
2060	22-18 AWG Vinyl Butt Connectors 100	2116	16-14 AWG .250 FI Nylon FM Disconnects 100
1220	18-14 AWG Blue Quick Splices 50	2117	16-14 AWG .250 FI Nylon M Disconnects 100
2008	16-14 AWG #10 Stud Vinyl Rings 100	2014	12-10 AWG #10 Stud Vinyl Rings 100
2009	16-14 AWG 1/4" Stud Vinyl Rings 100	2015	12-10 AWG 1/4" Stud Vinyl Rings 100
2011	16-14 AWG 3/8" Stud Vinyl Rings 100	2017	12-10 AWG 3/8" Stud Vinyl Rings 100
2054	16-14 AWG #8 Stud Vinyl Spades 100	2107	12-10 AWG .250 Vinyl FM Disconnects 100
2055	16-14 AWG #10 Stud Vinyl Spades 100	2108	12-10 AWG .250 Vinyl M Disconnects 100
2105	16-14 AWG .250 Vinyl FM Disconnects 100	2062	12-10 AWG Vinyl Butt Connectors 100
2106	16-14 AWG .250 Vinyl M Disconnects 100	1217	12-10 AWG Nylon Closed-End Connectors 50
2061	16-14 AWG Vinyl Butt Connectors 100	6005	24 Compartment Lockable Metal Box

**4796F Bungee Cord Kit | 6 Pcs.**



Pcs	Length	Color
2 pcs	18"	Yellow
2 pcs	24"	Blue
1 pc	32"	Red
1 pc	40"	Green

**Heavy Duty Bungee Cords** in multiple lengths. Safety cap hooks, durable and reusable.



**6966F HVAC/R Wiring Kit | 666 Pcs.**



**HVAC/R Wiring Kit** Large assortment of terminals, twist on connectors, compressor leads and hi-temp terminals for HVAC/R applications. Product map included.

Part#	Description	Pcs
4702	4" 18Lb. UV Black Nylon Wire Ties	100
4706	7.5" 50Lb. UV Black Nylon Wire Ties	100
72	22-14 AWG Blue Twist Connects	25
73	22-14 AWG Orange Twist Connects	15
74	18-12 AWG Yellow Twist Connects	15
1211	.250 Non-Insul. FM to Double M Flat Adapters	35
1116	16-14 AWG .250 Non-Insul. FM Flag Terminals	35
1119	12-8 AWG .250 Non-Insul. Compressor Terminals	35
2060	22-18 AWG Vinyl Butt Connectors	35
2008	16-14 AWG #10 Stud Vinyl Rings	35
2054	16-14 AWG #8 Stud Vinyl Spades	35
2104	16-14 AWG .187 Vinyl FM Disconnects	35
2105	16-14 AWG .250 Vinyl FM Disconnects	35
2061	16-14 AWG Vinyl Butt Connectors	35
2107	12-10 AWG .250 Vinyl FM Disconnects	35
2062	12-10 AWG Vinyl Butt Connectors	35
226F	36" H.D.Silicone Rubber Test Leads 1Red/1Blk	1 Set
2520F	(3) 10 AWG Motor Wire Compressor Leads w/ Flags & (3) 12-10 AWG Heat Shrink CS Butt Connectors	1 Set (9pcs)
2521F	(3) 10 AWG Motor Wire Compressor Leads w/ Rings & (3) 12-10 AWG Heat Shrink CS Butt Connectors	1 Set (9pcs)
3130F	(3) 10 AWG Motor Wire Leads - 10" Length & (3) 12-10 AWG Heat Shrink CS Butt Connectors	1 Set (6pcs)
6006	24 Compartment Lockable Plastic Box	

# Assortments & Kits

## The Ultimate Installer BOX

6935F



More Than  
**2500**  
Terminals and  
Connectors

**Everything You Need Right at Your Fingertips!** We've put more than 2500 of the most commonly used, high-quality terminals and connectors in a rugged case designed to last.

Our durable box uses **Infinite Divider System** organizer drawers. The drawers are **set up at the factory** and ready to go, but, if you want to reorganize a little, you have the flexibility. Not only can you move the dividers anywhere within each row, but we also supply extra dividers so you can organize the drawers anyway you choose.

Our **rugged case** not only organizes and protects each drawer, but its durable plastic shell is **designed for stacking** – the interlocking design means you can stack multiple cases, and never worry about them sliding.

Have a project at the other end of the building? Just pull out the drawer you need and carry it with you. **Durable integrated handles and latches** means you can just pull the drawer and go. Your terminals won't jump into other sections, and you won't need to keep going back to the box for more.

Itemized contents of each drawer listed on opposite page. ▶

Ultimate Installer Box | Drawer 1



**You talked, we listened.** And, we created the Ultimate Installer Box just for you.

Ultimate Installer Box | Drawer 2



**The perfect assortment** of our most commonly used terminals and connectors.

Ultimate Installer Box | Drawer 3



**Every drawer is organized** to make finding the right part quick and easy.

Ultimate Installer Box | Drawer 4



**Heavy duty construction** for durability.

Ultimate Installer Box | Drawer 5



**Every drawer is removable** for portability.

98% FILL RATE AND INCREASED PROFITABILITY – GUARANTEED

**6935F The Ultimate Installer Box | Over 2500 Pcs.**

- Every commonly used wiring accessory in one easy to access box.
- Each size terminal has its own drawer.
- Removable drawers.
- Product maps included for each drawer.
- See pages 145-152 for Tools & Testers.

<b>Drawer No. 1</b>		
Part#	Description	Pcs
2001	22-18 AWG #8 Stud Vinyl Rings	50
2002	22-18 AWG #10 Stud Vinyl Rings	50
2051	22-18 AWG #8 Stud Vinyl Spades	50
2052	22-18 AWG #10 Stud Vinyl Spades	50
2102	22-18 AWG .250 Vinyl FM Disconnects	100
2103	22-18 AWG .250 Vinyl M Disconnects	50
2060	22-18 AWG Vinyl Butt Connectors	100
2114	22-18 AWG .250 FI Nylon FM Disconnects	100
2115	22-18 AWG .250 FI Nylon M Disconnects	50
2065	22-18 AWG Nylon Butt Connectors	100
1216	22-14 AWG Nylon Closed-End Connectors	50
1220-2	22-16 AWG Red Quick Splices	25

<b>Drawer No. 2</b>		
Part#	Description	Pcs
2007	16-14 AWG #8 Stud Vinyl Rings	50
2008	16-14 AWG #10 Stud Vinyl Rings	50
2054	16-14 AWG #8 Stud Vinyl Spades	50
2055	16-14 AWG #10 Stud Vinyl Spades	50
2105	16-14 AWG .250 Vinyl FM Disconnects	100
2106	16-14 AWG .250 Vinyl M Disconnects	50
2061	16-14 AWG Vinyl Butt Connectors	100
2116	16-14 AWG .250 FI Nylon FM Disconnects	100
2117	16-14 AWG .250 FI Nylon M Disconnects	50
2066	16-14 AWG Nylon Butt Connectors	100
1220-1	18-14 AWG No-Stop White Quick Splices	25
1220	18-14 AWG Blue Quick Splices	25

<b>Drawer No. 3</b>		
Part#	Description	Pcs
2014	12-10 AWG #10 Stud Vinyl Rings	25
2015	12-10 AWG 1/4" Stud Vinyl Rings	25
2057	12-10 AWG #8 Stud Vinyl Spades	25
2058	12-10 AWG #10 Stud Vinyl Spades	25
2107	12-10 AWG .250 Vinyl FM Disconnects	50
2108	12-10 AWG .250 Vinyl M Disconnects	25
2062	12-10 AWG Vinyl Butt Connectors	50
2118	12-10 AWG .250 FI Nylon FM Disconnects	25
2119	12-10 AWG .250 FI Nylon M Disconnects	25
1217	12-10 AWG Nylon Closed-End Connectors	25
1219	12-10 AWG Yellow Quick Splices	15

<b>Drawer No. 4</b>		
Part#	Description	Pcs
4402	3/8" Mounting Hole - Black Vinyl Grommets	25
4405	5/8" Mounting Hole - Black Vinyl Grommets	25
4408	1" Mounting Hole - Black Vinyl Grommets	15
4004-1	3/16" I.D. Clear Heat Shrink - 4" Length	5
4004-2	3/16" I.D. Red Heat Shrink - 4" Length	5
4004-5	3/16" I.D. Green Heat Shrink - 4" Length	5
4004-6	3/16" I.D. Blue Heat Shrink - 4" Length	5
4004-7	3/16" I.D. Yellow Heat Shrink - 4" Length	5
4005-1	1/4" I.D. Clear Heat Shrink - 4" Length	5
4005-2	1/4" I.D. Red Heat Shrink - 4" Length	5
4005-5	1/4" I.D. Green Heat Shrink - 4" Length	5
4005-6	1/4" I.D. Blue Heat Shrink - 4" Length	5
4005-7	1/4" I.D. Yellow Heat Shrink - 4" Length	5
4006-1	3/8" I.D. Clear Heat Shrink - 4" Length	3
4006-2	3/8" I.D. Red Heat Shrink - 4" Length	3
4006-5	3/8" I.D. Green Heat Shrink - 4" Length	3
4006-6	3/8" I.D. Blue Heat Shrink - 4" Length	3
4006-7	3/8" I.D. Yellow Heat Shrink - 4" Length	3
4004-0	3/16" I.D. Black Heat Shrink - 4" Length	25
4005-0	1/4" I.D. Black Heat Shrink - 4" Length	25
4006-0	3/8" I.D. Black Heat Shrink - 4" Length	10
5021F	Technician's Pocket Torch Angled Head	1
2370	22-18 AWG Heat Shrink CS Butt Connectors	15
2371	16-14 AWG Heat Shrink CS Butt Connectors	15
2372	12-10 AWG Heat Shrink CS Butt Connectors	15
4604	3/8" I.D. Natural Nylon Cable Clamps	15
4606	1/2" I.D. Natural Nylon Cable Clamps	10

<b>Drawer No. 5</b>		
Part#	Description	Pcs
4725	7.5" 50Lb. UV Black Screw Mount Wire Ties	25
304705-1	7.5" 250Lb. Stainless Steel Wire Ties	25
4708	11.5" 50Lb. UV Black Nylon Wire Ties	50
4707	11.5" 50Lb. Natural Nylon Wire Ties	50
4706	7.5" 50Lb. UV Black Nylon Wire Ties	50
4705	7.5" 50Lb. Natural Nylon Wire Ties	50
4702	4" 18Lb. UV Black Nylon Wire Ties	100
4701	4" 18Lb. Natural Nylon Wire Ties	100



**See our quality wire cutter products on pages 149-150**



# Assortments & Kits

## 6967F HVAC/R Master Wiring Kit | Over 1450 Pcs.



### HVAC/R Master Wiring Kit

Larger assortment of terminals, twist on connectors, compressor leads and hi-temp terminals for HVAC/R applications. Product map included.

Part#	Description	
4702	4" 18Lb. UV Black Nylon Wire Ties	100
4706	7.5" 50Lb. UV Black Nylon Wire Ties	100
73	22-14 AWG Orange Twist Connects	40
1211	.250 Non-Insul. FM to Double M Flat Adapters	100
1116	16-14 AWG .250 Non-Insul. FM Flag Terminals	100
1119	12-8 AWG .250 Non-Insul. Compressor Terminals	100
2060	22-18 AWG Vinyl Butt Connectors	100
2008	16-14 AWG #10 Stud Vinyl Rings	100
2054	16-14 AWG #8 Stud Vinyl Spades	100
2105	16-14 AWG .250 Vinyl FM Disconnects	200
2109	16-14 AWG .250 Vinyl Piggyback Terminals	100
2061	16-14 AWG Vinyl Butt Connectors	100
2107	12-10 AWG .250 Vinyl FM Disconnects	100
2062	12-10 AWG Vinyl Butt Connectors	100
2372	12-10 AWG Heat Shrink CS Butt Connectors	27
226F	36" H.D.Silicone Rubber Test Leads 1Red/1Blk	1 Set
4004	3/16" I.D. Black Heat Shrink - 4" Length	9
4005	1/4" I.D. Black Heat Shrink - 4" Length	9
4006	3/8" I.D. Black Heat Shrink - 4" Length	6
2520F	(3) 10 AWG Motor Wire Compressor Leads w/ Flags & (3) 12-10 AWG Heat Shrink CS Butt Connectors	1 Set (9pcs)
2521F	(3) 10 AWG Motor Wire Compressor Leads w/ Rings & (3) 12-10 AWG Heat Shrink CS Butt Connectors	1 Set (9pcs)
3130F	(3) 10 AWG Motor Wire Leads - 10" Length & (3) 12-10 AWG Heat Shrink CS Butt Connectors	1 Set (6pcs)
80001	22 Compartment Lockable Plastic Box	

## 6989F Deluxe Wiring Kit | 300 Pcs.



### Deluxe Wiring Kit

Includes the most popular splices, terminals and wire ties. Product map included.

Part#	Description	Pcs	Part#	Description	
4701	4" 18Lb. Natural Nylon Wire Ties	20	2112	16-14 AWG .157 Vinyl Receptacles	12
4703	5.5" 40Lb. Natural Nylon Wire Ties	20	2111	16-14 AWG .157 Vinyl Bullets	12
4705	7.5" 50Lb. Natural Nylon Wire Ties	20	2061	16-14 AWG Vinyl Butt Connectors	12
2124	22-18 AWG .157 Vinyl Receptacles	10	2011	16-14 AWG 3/8" Stud Vinyl Rings	12
2125	22-18 AWG .157 Vinyl Bullets	10	2116	16-14 AWG .250 FI Nylon FM Disconnects	10
2060	22-18 AWG Vinyl Butt Connectors	12	2117	16-14 AWG .250 FI Nylon M Disconnects	10
1220	18-14 AWG Blue Quick Splices	8	2014	12-10 AWG #10 Stud Vinyl Rings	12
2008	16-14 AWG #10 Stud Vinyl Rings	12	2015	12-10 AWG 1/4" Stud Vinyl Rings	12
2009	16-14 AWG 1/4" Stud Vinyl Rings	12	2017	12-10 AWG 3/8" Stud Vinyl Rings	12
2054	16-14 AWG #8 Stud Vinyl Spades	12	2107	12-10 AWG .250 Vinyl FM Disconnects	12
2055	16-14 AWG #10 Stud Vinyl Spades	12	2062	12-10 AWG Vinyl Butt Connectors	12
2105	16-14 AWG .250 Vinyl FM Disconnects	12	6006	24 Compartment Lockable Plastic Box	
2106	16-14 AWG .250 Vinyl M Disconnects	12			



**6964F Nylon Terminal Kit | 180 Pcs.**



**Nylon Terminal Kit**  
Includes the most popular rings, spades, disconnects and butt connectors.

Part#	Description	Pcs
2002NS	22-18 AWG #10 Stud Rings	10
2052NS	22-18 AWG #10 Stud Spades	10
2102NS	22-18 AWG .250 FM Disconnects	10
2065	22-18 AWG Butt Connectors	10
2114	22-18 AWG .250 FI FM Disconnects	10
2115	22-18 AWG .250 FI M Disconnects	10
2008NS	16-14 AWG #10 Stud Rings	10
2055NS	16-14 AWG #10 Stud Spades	10
2105NS	16-14 AWG .250 FM Disconnects	10
2066	16-14 AWG Butt Connectors	10
2116	16-14 AWG .250 FI FM Disconnects	10
2117	16-14 AWG .250 FI M Disconnects	10
2015NS	12-10 AWG 1/4" Stud Rings	10
2016NS	12-10 AWG 5/16" Stud Rings	10
2107NS	12-10 AWG .250 FM Disconnects	10
2067	12-10 AWG Butt Connectors	10
2118	12-10 AWG .250 FI FM Disconnects	10
2119	12-10 AWG .250 FI M Disconnects	10
SP18	18 Compartment Lockable Plastic Box	

**6976F Heat Shrink Crimp Seal Terminal Kit | 75 Pcs.**

- Use 5023F tool to crimp heat shrink terminals - see page 150
- See pages 145-146 for torches or heat gun, to shrink & seal heat shrink terminals.



**Heat Shrink Crimp Seal Terminal Kit**  
Large assortment of rings, spades, disconnects and butt connectors, all right at your fingertips. Translucent, adhesive-lined polyolefin tubing allows visual inspection, prevents wire corrosion and provides a waterproof seal.

Part#	Description	Pcs
2301	22-18 AWG #8 Stud Rings	4
2302	22-18 AWG #10 Stud Rings	5
2303	22-18 AWG 1/4" Stud Rings	5
2350	22-18 AWG #6 Stud Spades	2
2351	22-18 AWG #8 Stud Spades	2
2370	22-18 AWG Butt Connectors	5
2307	16-14 AWG #8 Stud Rings	3
2308	16-14 AWG #10 Stud Rings	5
2309	16-14 AWG 1/4" Stud Rings	4
2354	16-14 AWG #8 Stud Spades	3
2355	16-14 AWG #10 Stud Spades	3
2371	16-14 AWG Butt Connectors	5
2376	16-14 AWG .250 FI FM Disconnects	4
2375	16-14 AWG .250 FI M Disconnects	4
2313	12-10 AWG #8 Stud Rings	3
2314	12-10 AWG #10 Stud Rings	3
2315	12-10 AWG 1/4" Stud Rings	3
2357	12-10 AWG #8 Stud Spades	2
2358	12-10 AWG #10 Stud Spades	2
2372	12-10 AWG Butt Connectors	4
2378	12-10 AWG .250 FI FM Disconnects	2
2377	12-10 AWG .250 FI M Disconnects	2
6015	8 Compartment Re-Closable Plastic Kit	

# Assortments & Kits

## 6960F Heat Shrink Crimp Seal Terminal Kit | 115 Pcs.

- Use 5023F tool to crimp heat shrink terminals - see page 150
- See pages 145-146 for torches or heat gun, to shrink & seal heat shrink terminals.



### Heat Shrink Crimp Waterproof Seal Terminal Kit

Includes the most popular rings, spades, disconnects and butt connectors.

Part#	Description	Pcs
2300	22-18 AWG #6 Stud Rings	5
2302	22-18 AWG #10 Stud Rings	5
2305	22-18 AWG 3/8" Stud Rings	5
2352	22-18 AWG #10 Stud Spades	5
2370	22-18 AWG Butt Connectors	10
2374	22-18 AWG .250 FI FM Disconnects	5
2373	22-18 AWG .250 FI M Disconnects	5
2307	16-14 AWG #8 Stud Rings	5
2308	16-14 AWG #10 Stud Rings	5
2309	16-14 AWG 1/4" Stud Rings	5
2311	16-14 AWG 3/8" Stud Rings	5
2355	16-14 AWG #10 Stud Spades	5
2371	16-14 AWG Butt Connectors	10
2376	16-14 AWG .250 FI FM Disconnects	5
2375	16-14 AWG .250 FI M Disconnects	5
2314	12-10 AWG #10 Stud Rings	5
2315	12-10 AWG 1/4" Stud Rings	5
2317	12-10 AWG 3/8" Stud Rings	5
2358	12-10 AWG #10 Stud Spades	5
2372	12-10 AWG Butt Connectors	10
SP18	18 Compartment Lockable Plastic Box	

## 6977F Heat Shrink Solder Seal Terminal Kit | 60 Pcs.

- See pages 145-146 for torches or heat gun, to shrink & seal heat shrink terminals.



### Heat Shrink Solder Seal Terminal Kit

- A soldered electrical connection provides superior current flow.
- Pre-fluxed, low melt solder delivers excellent tensile strength.
- Waterproof seal.

Part#	Description	Pcs
2301S	22-18 AWG #8 Stud Rings	3
2302S	22-18 AWG #10 Stud Rings	3
2303S	22-18 AWG 1/4" Stud Rings	3
2352S	22-18 AWG #10 Stud Spades	4
2370S	22-18 AWG Butt Connectors	4
2307S	16-14 AWG #8 Stud Rings	3
2308S	16-14 AWG #10 Stud Rings	3
2310S	16-14 AWG 5/16" Stud Rings	3
2355S	16-14 AWG #10 Stud Spades	4
2371S	16-14 AWG Butt Connectors	4
2365S	16-14 AWG .250 FM Disconnects	3
2366S	16-14 AWG .250 M Disconnects	3
2314S	12-10 AWG #10 Stud Rings	3
2315S	12-10 AWG 1/4" Stud Rings	3
2316S	12-10 AWG 5/16" Stud Rings	3
2358S	12-10 AWG #10 Stud Spades	3
2372S	12-10 AWG Butt Connectors	4
2367S	12-10 AWG .250 FM Disconnects	2
2368S	12-10 AWG .250 M Disconnects	2
6015	8 Compartment Re-Closable Plastic Kit	

**6961F Heat Shrink Solder Seal Terminal Kit | 125 Pcs.**

• See pages 145-146 for torches or heat gun, to shrink & seal heat shrink terminals.



Part#	Description	Pcs	Part#	Description	Pcs
2369S	24-22 AWG Butt Connectors	5	2355S	16-14 AWG #10 Stud Spades	5
2300S	22-18 AWG #6 Stud Rings	5	2365S	16-14 AWG .250 FM Disconnects	5
2301S	22-18 AWG #8 Stud Rings	5	2366S	16-14 AWG .250 M Disconnects	5
2302S	22-18 AWG #10 Stud Rings	5	2371S	16-14 AWG Butt Connectors	5
2303S	22-18 AWG 1/4" Stud Rings	5	2314S	12-10 AWG #10 Stud Rings	5
2352S	22-18 AWG #10 Stud Spades	5	2315S	12-10 AWG 1/4" Stud Rings	5
2362S	22-18 AWG .250 FM Disconnects	5	2317S	12-10 AWG 3/8" Stud Rings	5
2363S	22-18 AWG .250 M Disconnects	5	2318S	12-10 AWG 1/2" Stud Rings	5
2370S	22-18 AWG Butt Connectors	5	2358S	12-10 AWG #10 Stud Spades	5
2307S	16-14 AWG #8 Stud Rings	5	2367S	12-10 AWG .250 FM Disconnects	5
2308S	16-14 AWG #10 Stud Rings	5	2368S	12-10 AWG .250 M Disconnects	5
2309S	16-14 AWG 1/4" Stud Rings	5	2372S	12-10 AWG Butt Connectors	5
2311S	16-14 AWG 3/8" Stud Rings	5	SP18	18 Compartment Lockable Plastic Box	

**Heat Shrink Solder Seal Terminal Kit**

The most popular rings, spades, disconnects and butt connectors. Made with pre-fluxed, low-melt solder. No crimping needed.

**6978F Heat Shrink Crimp & Solder Seal Terminal Kit | 60 Pcs.**

• See pages 145-146 for torches or heat gun, to shrink & seal heat shrink terminals.



Part#	Description	Pcs
2331	22-18 AWG #8 Stud Rings	3
2249	22-18 AWG #10 Stud Rings	3
2332	22-18 AWG 1/4" Stud Rings	3
2342	22-18 AWG #10 Stud Spades	3
2242	22-18 AWG Butt Connectors	4
2336	16-14 AWG #8 Stud Rings	3
2246	16-14 AWG #10 Stud Rings	3
2247	16-14 AWG 1/4" Stud Rings	3
2345	16-14 AWG #10 Stud Spades	3
2241	16-14 AWG Butt Connectors	4
2250	16-14 AWG .250 FM Disconnects	3
2251	16-14 AWG .250 M Disconnects	3
2339	12-10 AWG #8 Stud Rings	3
2244	12-10 AWG #10 Stud Rings	3
2252	12-10 AWG 1/4" Stud Rings	3
2245	12-10 AWG 3/8" Stud Rings	3
2348	12-10 AWG #10 Stud Spades	2
2240	12-10 AWG Butt Connectors	4
2282	12-10 AWG .250 FI FM Disconnects	2
2283	12-10 AWG .250 FI M Disconnects	2
6015	8 Compartment Re-Closable Plastic Kit	

**Heat Shrink Crimp & Solder Seal Terminal Kit**

- Crimped, Soldered & Sealed connection meets or exceeds the most stringent OEM standards.
- Pre-fluxed, low melt solder delivers excellent current flow & tensile strength.
- Waterproof seal.

# Assortments & Kits

## 6962F Heat Shrink Crimp & Solder Seal Terminal Kit | 130 Pcs.

- Use 5023F tool to crimp heat shrink terminals - see page 150



Part#	Description	Pcs
2243	24-22 AWG Butt Connectors	10
2249	22-18 AWG #10 Stud Rings	10
2242	22-18 AWG Butt Connectors	10
2246	16-14 AWG #10 Stud Rings	10
2247	16-14 AWG 1/4" Stud Rings	10
2248	16-14 AWG 3/8" Stud Rings	10
2250	16-14 AWG .250 FM Disconnects	10
2251	16-14 AWG .250 M Disconnects	10
2241	16-14 AWG Butt Connectors	20
2244	12-10 AWG #10 Stud Rings	10
2245	12-10 AWG 3/8" Stud Rings	10
2240	12-10 AWG Butt Connectors	10
SP12	12 Compartment Lockable Plastic Box	

### Heat Shrink Crimp & Solder Seal Terminal Kit

- The most popular waterproof rings, spades, disconnects and butt connectors, all right at your fingertips.
- CSS terminals meet or exceed the most stringent OEM standards

## 6970F 1/8" thru 3/4" I.D. Black Heat Shrink Kit | 31 Pcs.

- 2 to 1 Single/Thin-Wall Cross-Linked Polyolefin Heat Shrink Tubing.
- Shrink Temperature: 121°C (250°F).
- Continuous Operating Temperature: -55°C (-67°F) to 135°C (275°F).
- See pages 133-144 for additional heat shrink products and information.
- See pages 145-146 for torches or heat gun to shrink & seal heat shrink tubing.



Part#	Description	Pcs
4003-0	1/8" I.D. Black Heat Shrink - 6" Length	10
4004-0	3/16" I.D. Black Heat Shrink - 6" Length	8
4005-0	1/4" I.D. Black Heat Shrink - 6" Length	5
4006-0	3/8" I.D. Black Heat Shrink - 6" Length	4
4007-0	1/2" I.D. Black Heat Shrink - 6" Length	2
4008-0	3/4" I.D. Black Heat Shrink - 6" Length	2
SP6	6 Compartment Lockable Plastic Box	

### Black Heat Shrink Kit

Our best heat shrink tubing in popular diameters, all in one easy-to-access kit.



See Our  
Durable  
Torches  
Pages 145-146



**6972F 1/16" thru 3/8" I.D. Deluxe Black Heat Shrink Kit | 161 Pcs.**

- 2 to 1 Single/Thin-Wall Cross-Linked Polyolefin Heat Shrink Tubing.
- Shrink Temperature: 121°C (250°F).
- Continuous Operating Temperature: -55°C (-67°F) to 135°C (275°F).

Part#	Description	Pcs
4001-0	1/16" I.D. Black Heat Shrink - 4" Length	56
4002-0	3/32" I.D. Black Heat Shrink - 4" Length	35
4003-0	1/8" I.D. Black Heat Shrink - 4" Length	28
4004-0	3/16" I.D. Black Heat Shrink - 4" Length	21
4005-0	1/4" I.D. Black Heat Shrink - 4" Length	14
4006-0	3/8" I.D. Black Heat Shrink - 4" Length	7
T3003	6 Compartment Lockable Plastic Box	



**Black Heat Shrink Kit**

*This kit contains even more of our best heat shrink tubing in popular diameters, all at your fingertips in one easy-to-access kit.*

**6974F 1/8" thru 3/4" I.D. Rainbow Heat Shrink Kit | 106 Pcs.**

- 2 to 1 Single/Thin-Wall Cross-Linked Polyolefin Heat Shrink Tubing.
- Shrink Temperature: 121°C (250°F).
- Continuous Operating Temperature: -55°C (-67°F) to 135°C (275°F).

Part#	Description	Pcs
4003-0	1/8" I.D. Black Heat Shrink - 6" Length	20
4004-0	3/16" I.D. Black Heat Shrink - 6" Length	20
4004-2	3/16" I.D. Red Heat Shrink - 6" Length	10
4005-0	1/4" I.D. Black Heat Shrink - 6" Length	10
4005-6	1/4" I.D. Blue Heat Shrink - 6" Length	10
4006-0	3/8" I.D. Black Heat Shrink - 6" Length	10
4006-7	3/8" I.D. Yellow Heat Shrink - 6" Length	10
4007-0	1/2" I.D. Black Heat Shrink - 6" Length	10
4008-0	3/4" I.D. Black Heat Shrink - 6" Length	6
SP6	6 Compartment Lockable Plastic Box	



**Rainbow Heat Shrink Kit**

*Our best heat shrink tubing in popular diameters, all in one easy-to-access kit.*



**our Heavy-Duty Heat Gun** with two temperature settings, lets you shrink and seal tubing quickly and easily. Located in the tool section on page 145.

# Assortments & Kits

## 6971F 1/16" thru 3/8" I.D. Deluxe Rainbow Heat Shrink Kit | 161 Pcs.

- 2 to 1 Single/Thin-Wall Cross-Linked Polyolefin Heat Shrink Tubing.
- Shrink Temperature: 121°C (250°F).
- Continuous Operating Temperature: -55°C (-67°F) to 135°C (275°F).
- See pages 133-144 for additional heat shrink products and information.
- See pages 145-146 for torches or heat gun to shrink & seal heat shrink tubing.



**Deluxe Rainbow Heat Shrink Kit**  
A customer favorite, this kit includes our most popular heat shrink types in a variety of sizes, in just the right quantities.



**4 Crimp Nests.**  
**Color-coded**  
**for quick use!**

See our complete line  
of **quality crimpers**  
starting on page 149

Part#	Description	Pcs
4001-0	1/16" I.D. Black Heat Shrink - 4" Length	8
4001-1	1/16" I.D. Clear Heat Shrink - 4" Length	8
4001-2	1/16" I.D. Red Heat Shrink - 4" Length	8
4001-5	1/16" I.D. Green Heat Shrink - 4" Length	8
4001-6	1/16" I.D. Blue Heat Shrink - 4" Length	8
4001-7	1/16" I.D. Yellow Heat Shrink - 4" Length	8
4001-9	1/16" I.D. White Heat Shrink - 4" Length	8
4002-0	3/32" I.D. Black Heat Shrink - 4" Length	5
4002-1	3/32" I.D. Clear Heat Shrink - 4" Length	5
4002-2	3/32" I.D. Red Heat Shrink - 4" Length	5
4002-5	3/32" I.D. Green Heat Shrink - 4" Length	5
4002-6	3/32" I.D. Blue Heat Shrink - 4" Length	5
4002-7	3/32" I.D. Yellow Heat Shrink - 4" Length	5
4002-9	3/32" I.D. White Heat Shrink - 4" Length	5
4003-0	1/8" I.D. Black Heat Shrink - 4" Length	4
4003-1	1/8" I.D. Clear Heat Shrink - 4" Length	4
4003-2	1/8" I.D. Red Heat Shrink - 4" Length	4
4003-5	1/8" I.D. Green Heat Shrink - 4" Length	4
4003-6	1/8" I.D. Blue Heat Shrink - 4" Length	4
4003-7	1/8" I.D. Yellow Heat Shrink - 4" Length	4
4003-9	1/8" I.D. White Heat Shrink - 4" Length	4
4004-0	3/16" I.D. Black Heat Shrink - 4" Length	3
4004-1	3/16" I.D. Clear Heat Shrink - 4" Length	3
4004-2	3/16" I.D. Red Heat Shrink - 4" Length	3
4004-5	3/16" I.D. Green Heat Shrink - 4" Length	3
4004-6	3/16" I.D. Blue Heat Shrink - 4" Length	3
4004-7	3/16" I.D. Yellow Heat Shrink - 4" Length	3
4004-9	3/16" I.D. White Heat Shrink - 4" Length	3
4005-0	1/4" I.D. Black Heat Shrink - 4" Length	2
4005-1	1/4" I.D. Clear Heat Shrink - 4" Length	2
4005-2	1/4" I.D. Red Heat Shrink - 4" Length	2
4005-5	1/4" I.D. Green Heat Shrink - 4" Length	2
4005-6	1/4" I.D. Blue Heat Shrink - 4" Length	2
4005-7	1/4" I.D. Yellow Heat Shrink - 4" Length	2
4005-9	1/4" I.D. White Heat Shrink - 4" Length	2
4006-0	3/8" I.D. Black Heat Shrink - 4" Length	1
4006-1	3/8" I.D. Clear Heat Shrink - 4" Length	1
4006-2	3/8" I.D. Red Heat Shrink - 4" Length	1
4006-5	3/8" I.D. Green Heat Shrink - 4" Length	1
4006-6	3/8" I.D. Blue Heat Shrink - 4" Length	1
4006-7	3/8" I.D. Yellow Heat Shrink - 4" Length	1
4006-9	3/8" I.D. White Heat Shrink - 4" Length	1
T3003	6 Compartment Lockable Plastic Box	

## 6963F Weather Pack Starter Kit | 126 Pcs.

- All the essential components to make a complete weather resistant connection.
- See pages 37-40 for additional Weather Pack products and tools.



Part#	Description	Pcs
2203	20-18 AWG FM Tin Plated W/P Terminals (OEM#12089188)	10
2200	20-18 AWG M Tin Plated W/P Terminals (OEM#12089040)	10
2211	16-14 AWG FM Tin Plated W/P Terminals (OEM#12010182/12124580)	10
2208	16-14 AWG M Tin Plated W/P Terminals (OEM#12089305/12124582)	10
2202	12 AWG FM Tin Plated W/P Terminals (OEM#12124581)	10
2201	12 AWG M Tin Plated W/P Terminals (OEM#12124587)	10
2214	Green Cavity Plugs-Silicone Rubber (OEM#12010300)	10
2206	20-18 AWG Green Cable Seals (OEM#12015323/15324982)	10
2205	16-14 AWG Gray Cable Seals (OEM#12010293/15324980)	10
2207	12-10 AWG Blue Cable Seals (OEM#12015193/15324981)	10
2217	Nylon Single Cavity W/P FM Tower (OEM#12015791)	4
2216	Nylon Single Cavity W/P M Shroud (OEM#12010996)	4
2220	Nylon Double Cavity W/P FM Tower (OEM#12015792)	3
2219	Nylon Double Cavity W/P M Shroud (OEM#12010973)	3
2223	Nylon Triple Cavity W/P FM Tower (OEM#12015793)	2
2222	Nylon Triple Cavity W/P M Shroud (OEM#12010717)	2
2226	Nylon Quad Cavity W/P FM Tower (OEM#12015797)	4
2225	Nylon Quad Cavity W/P M Shroud (OEM#12010974)	4
SP18	18 Compartment Lockable Plastic Box	

### Weather Pack Starter Kit

*This great kits puts all the components you need for weather resistant connections in one easy-to-access box.*

## 6973F 3 thru 30 Amp ATC/ATO Fuse Kit w/ Tester Tool | 203 Pcs.

- Kit also includes disconnects & adapter clips that provide direct power connection at the fuse block & 1-30 Amp ATC/ATO Fuse Holders that make solid, safe, quick & easy connections.



Part#	Description	Pcs
2430	3 Amp Purple Fuses	20
2431	5 Amp Orange Fuses	20
2432	7.5 Amp Brown Fuses	20
2433	10 Amp Red Fuses	20
2434	15 Amp Blue Fuses	20
2435	20 Amp Yellow Fuses	20
2436	25 Amp Clear Fuses	20
2437	30 Amp Green Fuses	20
1208	.250Tab ATC/ATO Fuse Power Tap Adapters	20
2116	16-14 AWG .250 FI Nylon FM Disconnects	20
2529H	1-30 Amp ATC/ATO Fuse Holders-12 AWG 7" Wire	2
2489F	Fuse Puller/Tester Tool	1
SP12	12 Compartment Lockable Plastic Box	

### 3 thru 30 Amp ATC/ATO Fuse Kit with Tester Tool

*The perfect all-in-one kit that provides you with everything you need to make a safe, secure connection, including a tester tool and fuse holders.*



# Assortments & Kits

## 4790F Nylon UV Black, Natural & Color Wire Tie Kit | 650 Pcs.

- Meets ISO 9002 & MIL-S-23190 for MS3367 Specifications.
- Constructed of industry standard 6/6 UL94 V-2 nylon.
- Temperature rating from -40°C (-40°F) to 85°C (185°F).
- Wire Tie Tools are on page 132. See pages 121-132 for all Wire Tie products.

Part#	Description	Pcs
4701	4" 18Lb. Natural Wire Ties	200
4702	4" 18Lb. UV Black Wire Ties	100
4701-7	4" 18Lb. Yellow Wire Ties	20
4701-6	4" 18Lb. Blue Wire Ties	20
4701N5	4" 18Lb. Neon Green Wire Ties	20
4701N8	4" 18Lb. Neon Pink Wire Ties	20
4701N3	4" 18Lb. Neon Orange Wire Ties	20
4705	7.5" 50Lb. Natural Wire Ties	100
4706	7.5" 50Lb. UV Black Wire Ties	10
4705-2	7.5" 50Lb. Red Wire Ties	10
4705-7	7.5" 50Lb. Yellow Wire Ties	10
4705-6	7.5" 50Lb. Blue Wire Ties	10
4705-4	7.5" 50Lb. Purple Wire Ties	10
4707	11.5" 50Lb. Natural Wire Ties	100

Kit is in a re-closable plastic container

### Nylon UV Black, Natural & Color Wire Tie Kit

A great assortment of ties that meet all ISO 9002 & MIL-S23190 for MS3367 Specifications. All ties feature an optimal temperature rating.



## 4791F Nylon UV Black & Natural Wire Tie Kit | 500 Pcs.

- Meets ISO 9002 & MIL-S-23190 for MS3367 Specifications.
- Constructed of industry standard 6/6 UL94 V-2 nylon.
- Temperature rating from -40°C (-40°F) to 85°C (185°F).
- Wire Tie Tools are on page 132. See pages 121-132 for all Wire Tie products.

Part#	Description	Pcs
4701	4" 18Lb. Natural Wire Ties	150
4702	4" 18Lb. UV Black Wire Ties	100
4705	7.5" 50Lb. Natural Wire Ties	100
4706	7.5" 50Lb. UV Black Wire Ties	50
4707	11.5" 50Lb. Natural Wire Ties	50
4708	11.5" 50Lb. UV Black Wire Ties	50

Kit is in a re-closable plastic container

### Nylon UV Black & Natural Wire Tie Kit

A great assortment of ties that meet all ISO 9002 & MIL-S23190 for MS3367 Specifications. All ties feature an optimal temperature rating.



## Metal Storage Cases

- Sturdy metal case with secure latch.
- Ships shrink wrapped.
- Includes mapping sticker for lid, lets you customize your kit and label each compartment for quick reference.

Part#	Description	Size (L x W x H)
6000	21 Compartments w/blank mapping sticker	13.5" x 9.5" x 2"
6003	24 Compartments w/blank mapping sticker	13.5" x 9.5" x 2"
6005	24 Compartments w/blank mapping sticker	18.25" x 12" x 3"

\*To order the metal box only use part # 6000, 6003, 6005.



**4792F Nylon Natural Wire Tie Kit | 650 Pcs.**

- Meets ISO 9002 & MIL-S-23190 for MS3367 Specifications.
- Constructed of industry standard 6/6 UL94 V-2 nylon.
- Temperature rating from -40°C (-40°F) to 85°C (185°F).
- Wire Tie Tools are on page 132. See pages 121-132 for all Wire Tie products.

Part#	Description	Pcs
4701	4" 18Lb. Natural Wire Ties	300
4705	7.5" 50Lb. Natural Wire Ties	300
4707	11.5" 50Lb. Natural Wire Ties	50

Kit is in a re-closable plastic container

**Nylon Natural Wire Tie Kit**

*A great assortment of ties that meet all ISO 9002 & MIL-S23190 for MS3367 Specifications. All ties feature an optimal temperature rating.*



**4793F Nylon UV Black Wire Tie Kit | 650 Pcs.**


- Meets ISO 9002 & MIL-S-23190 for MS3367 Specifications.
- Constructed of industry standard 6/6 UL94 V-2 nylon.
- Temperature rating from -40°C (-40°F) to 85°C (185°F).
- Wire Tie Tools are on page 132. See pages 121-132 for all Wire Tie products.

Part#	Description	Pcs
4702	4" 18Lb. UV Black Wire Ties	200
4704	5.5" 40Lb. UV Black Wire Ties	100
4706	7.5" 50Lb. UV Black Wire Ties	300
4708	11.5" 50Lb. UV Black Wire Ties	50

Kit is in a re-closable plastic container

**Nylon UV Black Wire Tie Kit**

*A great assortment of ties that meet all ISO 9002 & MIL-S23190 for MS3367 Specifications. All ties feature an optimal temperature rating.*



**4794F Nylon UV Black, Natural & Color Wire Tie Kit | 1200 Pcs.**

- Meets ISO 9002 & MIL-S-23190 for MS3367 Specifications.
- Constructed of industry standard 6/6 UL94 V-2 nylon.
- Temperature rating from -40°C (-40°F) to 85°C (185°F).
- Wire Tie Tools are on page 132. See pages 121-132 for all Wire Tie products.

Part#	Description	Pcs
4701	4" 18Lb. Natural Wire Ties	100
4702	4" 18Lb. UV Black Wire Ties	200
4701-6	4" 18Lb. Blue Wire Ties	100
4701-4	4" 18Lb. Purple Wire Ties	100
4701N5	4" 18Lb. Neon Green Wire Ties	100
4701N7	4" 18Lb. Neon Yellow Wire Ties	100
4701N3	4" 18Lb. Neon Orange Wire Ties	100
4703	5.5" 40Lb. Natural Wire Ties	100
4704	5.5" 40Lb. UV Black Wire Ties	200
4706	7.5" 50Lb. UV Black Wire Ties	100
304705-1	7.5" 250Lb. Stainless Steel Wire Ties	2

Kit is in a re-closable plastic container

**Nylon UV Black, Natural & Color Wire Tie Kit**

*Our ultimate assortment of high-quality ties. These ties meet all ISO 9002 & MIL-S23190 for MS3367 Specifications, and feature an optimal temperature rating.*





# Assortments & Kits

## PET Expandable Sleeving - Case Mod® Kits

- Available in 9 different colors for cable customization.
- Hot knife is required to cut sleeving - in order to avoid fray.
- Use 5055F or 5056F hot knife tools to cut & seal sleeving - see page 146.

After the flashing fan lights, the neon glow, the custom water-cooled case and the supercharged components, the final touch for computer case customization is “modding” the cables that connect everything. Our Case Mod customization provides computer enthusiasts with many products to choose from, including UV reactive & chrome colors, to manage and customize the wires, cables and hoses in their supercharged custom cases.

**Working With Braided Expandable Sleeving:** Braided expandable sleeving is the ideal solution for neatly and economically bundling and protecting wire or cable assemblies. The light, flexible sleeving installs easily and expands up to 150% to fit over plugs, inline connectors and splices.

**Measuring:** The sleeving should be measured on the actual wire or cable on which it will be installed. As it expands radially, the length will shorten slightly. Just slip the sleeve over your application, mark the cut line with a pen or a marker, and remove it to cut the ends. Careful measurement will prevent mistakes and minimize wasted material.

**Cutting:** It is highly recommended that the sleeving be cut with a hot knife, rope cutter, soldering iron with a cutting tip, or some other system that will cut and seal the ends to prevent fraying during installation. When the ends are cut and sealed, flare them slightly with your fingers to allow your wires to slip in easily.

**Installing & Terminating:** The easiest way to install the sleeving over long wire runs is to simply “walk” the sleeve down the length of the wire. Just push the slack sleeving onto the end of the wire and slide it down the entire run. When you reach the end of the installation, slide your hands along the entire length to smooth out the sleeving and produce a finished look. To finish the ends, you can use heat shrink tubing in the appropriate size, nylon cable ties, or even electrical tape. If the ends of the sleeving were properly cut and sealed, the installation should last a long time and produce a professional, finished look on virtually any wire, cable or hose application.

### CMK0 (CMK0.00BK) Black - Case Mod® Kit - 19 Pcs.

#### Kit Includes

- |  |                |   |               |
|--|----------------|---|---------------|
| • 4" (18Lb. Tensile Strength) Black Wire Ties        | <b>12 Pcs.</b> | • 1/8" I.D. Black Expandable Braided Sleeving | <b>10 Ft.</b> |
| • 3/8" I.D. Black Heat Shrink (Shrink Ratio: 3 to 1) | <b>1 Ft.</b>   | • 1/4" I.D. Black Expandable Braided Sleeving | <b>10 Ft.</b> |
| • 3/4" I.D. Black Heat Shrink (Shrink Ratio: 3 to 1) | <b>1 Ft.</b>   | • 3/8" I.D. Black Expandable Braided Sleeving | <b>5 Ft.</b>  |
| • 1" I.D. Black Heat Shrink (Shrink Ratio: 3 to 1)   | <b>6"</b>      | • 1/2" I.D. Black Expandable Braided Sleeving | <b>5 Ft.</b>  |



### CMK1 (CCM0.00SV) Chrome Metallic - Case Mod® Kit - 18 Pcs.

#### Kit Includes

- |  |                |  |               |
|--|----------------|--|---------------|
| • 4" (18Lb. Tensile Strength) Natural Wire Ties      | <b>12 Pcs.</b> | • 1/4" I.D. Chrome Expandable Braided Sleeving | <b>10 Ft.</b> |
| • 3/8" I.D. Clear Heat Shrink (Shrink Ratio: 3 to 1) | <b>1 Ft.</b>   | • 3/8" I.D. Chrome Expandable Braided Sleeving | <b>5 Ft.</b>  |
| • 3/4" I.D. Clear Heat Shrink (Shrink Ratio: 3 to 1) | <b>1 Ft.</b>   | • 1/2" I.D. Chrome Expandable Braided Sleeving | <b>5 Ft.</b>  |
| • 1" I.D. Clear Heat Shrink (Shrink Ratio: 3 to 1)   | <b>6"</b>      |  |               |



### CMK9 (CMK0.00CB) Carbon - Case Mod® Kit - 19 Pcs.

#### Kit Includes

- |  |                |  |               |
|--|----------------|--|---------------|
| • 4" (18Lb. Tensile Strength) Natural Wire Ties      | <b>12 Pcs.</b> | • 1/8" I.D. Carbon Expandable Braided Sleeving | <b>10 Ft.</b> |
| • 3/8" I.D. Clear Heat Shrink (Shrink Ratio: 3 to 1) | <b>1 Ft.</b>   | • 1/4" I.D. Carbon Expandable Braided Sleeving | <b>10 Ft.</b> |
| • 3/4" I.D. Clear Heat Shrink (Shrink Ratio: 3 to 1) | <b>1 Ft.</b>   | • 3/8" I.D. Carbon Expandable Braided Sleeving | <b>5 Ft.</b>  |
| • 1" I.D. Clear Heat Shrink (Shrink Ratio: 3 to 1)   | <b>6"</b>      | • 1/2" I.D. Carbon Expandable Braided Sleeving | <b>5 Ft.</b>  |



**CMKN2 (CMK0.00NR) Neon Red - Case Mod® Kit - 19 Pcs.**  
 • UV Reactive Sleaving

**Kit Includes**

- |  |                |  |               |
|--|----------------|--|---------------|
| • 4" (18Lb. Tensile Strength) Neon Red Wire Ties   | <b>12 Pcs.</b> | • 1/8" I.D. Neon Red Expandable Braided Sleaving | <b>10 Ft.</b> |
| • 3/8" I.D. Red Heat Shrink (Shrink Ratio: 3 to 1) | <b>1 Ft.</b>   | • 1/4" I.D. Neon Red Expandable Braided Sleaving | <b>10 Ft.</b> |
| • 3/4" I.D. Red Heat Shrink (Shrink Ratio: 3 to 1) | <b>1 Ft.</b>   | • 3/8" I.D. Neon Red Expandable Braided Sleaving | <b>5 Ft.</b>  |
| • 1" I.D. Red Heat Shrink (Shrink Ratio: 3 to 1)   | <b>6"</b>      | • 1/2" I.D. Neon Red Expandable Braided Sleaving | <b>5 Ft.</b>  |



**CMKN4 (CMK0.00\_P) Purple - Case Mod® Kit - 19 Pcs.**

**Kit Includes**

- |   |                |  |               |
|---|----------------|--|---------------|
| • 4" (18Lb. Tensile Strength) Purple Wire Ties        | <b>12 Pcs.</b> | • 1/8" I.D. Purple Expandable Braided Sleaving | <b>10 Ft.</b> |
| • 3/8" I.D. Purple Heat Shrink (Shrink Ratio: 3 to 1) | <b>1 Ft.</b>   | • 1/4" I.D. Purple Expandable Braided Sleaving | <b>10 Ft.</b> |
| • 3/4" I.D. Purple Heat Shrink (Shrink Ratio: 3 to 1) | <b>1 Ft.</b>   | • 3/8" I.D. Purple Expandable Braided Sleaving | <b>5 Ft.</b>  |
| • 1" I.D. Purple Heat Shrink (Shrink Ratio: 3 to 1)   | <b>6"</b>      | • 1/2" I.D. Purple Expandable Braided Sleaving | <b>5 Ft.</b>  |



**CMKN5 (CMK0.00NG) Neon Green - Case Mod® Kit - 19 Pcs.**

• UV Reactive Sleaving

**Kit Includes**

- |  |                |  |               |
|--|----------------|--|---------------|
| • 4" (18Lb. Tensile Strength) Neon Green Wire Ties   | <b>12 Pcs.</b> | • 1/8" I.D. Neon Green Expandable Braided Sleaving | <b>10 Ft.</b> |
| • 3/8" I.D. Green Heat Shrink (Shrink Ratio: 3 to 1) | <b>1 Ft.</b>   | • 1/4" I.D. Neon Green Expandable Braided Sleaving | <b>10 Ft.</b> |
| • 3/4" I.D. Green Heat Shrink (Shrink Ratio: 3 to 1) | <b>1 Ft.</b>   | • 3/8" I.D. Neon Green Expandable Braided Sleaving | <b>5 Ft.</b>  |
| • 1" I.D. Green Heat Shrink (Shrink Ratio: 3 to 1)   | <b>6"</b>      | • 1/2" I.D. Neon Green Expandable Braided Sleaving | <b>5 Ft.</b>  |



**CMKN6 (CMK0.00NB) Neon Blue - Case Mod® Kit - 19 Pcs.**

• UV Reactive Sleaving

**Kit Includes**

- |   |                |   |               |
|---|----------------|---|---------------|
| • 4" (18Lb. Tensile Strength) Blue Wire Ties        | <b>12 Pcs.</b> | • 1/8" I.D. Neon Blue Expandable Braided Sleaving | <b>10 Ft.</b> |
| • 3/8" I.D. Blue Heat Shrink (Shrink Ratio: 3 to 1) | <b>1 Ft.</b>   | • 1/4" I.D. Neon Blue Expandable Braided Sleaving | <b>10 Ft.</b> |
| • 3/4" I.D. Blue Heat Shrink (Shrink Ratio: 3 to 1) | <b>1 Ft.</b>   | • 3/8" I.D. Neon Blue Expandable Braided Sleaving | <b>5 Ft.</b>  |
| • 1" I.D. Blue Heat Shrink (Shrink Ratio: 3 to 1)   | <b>6"</b>      | • 1/2" I.D. Neon Blue Expandable Braided Sleaving | <b>5 Ft.</b>  |



**CMKN7 (CMK0.00NY) Neon Yellow - Case Mod® Kit - 19 Pcs.**

• UV Reactive Sleaving

**Kit Includes**

- |   |                |   |               |
|---|----------------|---|---------------|
| • 4" (18Lb. Tensile Strength) Neon Yellow Wire Ties   | <b>12 Pcs.</b> | • 1/8" I.D. Neon Yellow Expandable Braided Sleaving | <b>10 Ft.</b> |
| • 3/8" I.D. Yellow Heat Shrink (Shrink Ratio: 3 to 1) | <b>1 Ft.</b>   | • 1/4" I.D. Neon Yellow Expandable Braided Sleaving | <b>10 Ft.</b> |
| • 3/4" I.D. Yellow Heat Shrink (Shrink Ratio: 3 to 1) | <b>1 Ft.</b>   | • 3/8" I.D. Neon Yellow Expandable Braided Sleaving | <b>5 Ft.</b>  |
| • 1" I.D. Yellow Heat Shrink (Shrink Ratio: 3 to 1)   | <b>6"</b>      | • 1/2" I.D. Neon Yellow Expandable Braided Sleaving | <b>5 Ft.</b>  |



**CMKN8 (CMK0.00NP) Neon Pink - Case Mod® Kit - 19 Pcs.**

• UV Reactive Sleaving

**Kit Includes**

- |  |                |   |               |
|--|----------------|---|---------------|
| • 4" (18Lb. Tensile Strength) Neon Pink Wire Ties    | <b>12 Pcs.</b> | • 1/8" I.D. Neon Pink Expandable Braided Sleaving | <b>10 Ft.</b> |
| • 3/8" I.D. Clear Heat Shrink (Shrink Ratio: 3 to 1) | <b>1 Ft.</b>   | • 1/4" I.D. Neon Pink Expandable Braided Sleaving | <b>10 Ft.</b> |
| • 3/4" I.D. Clear Heat Shrink (Shrink Ratio: 3 to 1) | <b>1 Ft.</b>   | • 3/8" I.D. Neon Pink Expandable Braided Sleaving | <b>5 Ft.</b>  |
| • 1" I.D. Clear Heat Shrink (Shrink Ratio: 3 to 1)   | <b>6"</b>      | • 1/2" I.D. Neon Pink Expandable Braided Sleaving | <b>5 Ft.</b>  |



# Weather Packs

► **Call for discounted price on bulk orders!**

## Weather Pack Series O.E.M. Terminals










	Part#	Pcs	Description	AWG	OEM Part#
	2200H	6	Tin-plated male, mates with 2203	20-18	12089040
	2200F	30	Tin-plated male, mates with 2203	20-18	12089040
	2200PB	100	Tin-plated male, mates with 2203	20-18	12089040
	2203H	6	Tin-plated female, mates with 2200	20-18	12089188
	2203F	30	Tin-plated female, mates with 2200	20-18	12089188
	2203PB	100	Tin-plated female, mates with 2200	20-18	12089188
	2208H	6	Tin-plated male, mates with 2211	16-14	12089305/12124582
	2208F	30	Tin-plated male, mates with 2211	16-14	12089305/12124582
	2208PB	100	Tin-plated male, mates with 2211	16-14	12089305/12124582
	2211H	6	Tin-plated female, mates with 2208	16-14	12010182/12124580
	2211F	30	Tin-plated female, mates with 2208	16-14	12010182/12124580
	2211PB	100	Tin-plated female, mates with 2208	16-14	12010182/12124580
	2201H	6	Tin-plated male, mates with 2202	12	12124587
	2201F	30	Tin-plated male, mates with 2202	12	12124587
	2201PB	100	Tin-plated male, mates with 2202	12	12124587
	2202H	6	Tin-plated female, mates with 2201	12	12124581
	2202F	30	Tin-plated female, mates with 2201	12	12124581
	2202PB	100	Tin-plated female, mates with 2201	12	12124581
	2216F	1	Nylon single-cavity male shroud, mates with 2217	N/A	12010996
	2216FPB	10	Nylon single-cavity male shroud, mates with 2217	N/A	12010996
	2217F	1	Nylon single-cavity female tower, mates with 2216	N/A	12015791
	2217FPB	10	Nylon single-cavity female tower, mates with 2216	N/A	12015791
	2219F	1	Nylon double-cavity male shroud, mates with 2220	N/A	12010973
	2219FPB	10	Nylon double-cavity male shroud, mates with 2220	N/A	12010973
	2220F	1	Nylon double-cavity female tower, mates with 2219	N/A	12015792
	2220FPB	10	Nylon double-cavity female tower, mates with 2219	N/A	12015792
	2222F	1	Nylon triple-cavity male shroud, mates with 2223	N/A	12010717
	2222FPB	10	Nylon triple-cavity male shroud, mates with 2223	N/A	12010717
	2223F	1	Nylon triple-cavity female tower, mates with 2222	N/A	12015793
	2223FPB	10	Nylon triple-cavity female tower, mates with 2222	N/A	12015793
	2225F	1	Nylon quad-cavity male shroud, mates with 2226	N/A	12010974
	2225FPB	10	Nylon quad-cavity male shroud, mates with 2226	N/A	12010974
	2226F	1	Nylon quad-cavity female tower, mates with 2225	N/A	12015797
	2226FPB	10	Nylon quad-cavity female tower, mates with 2225	N/A	12015797
	2230F	1	Nylon five-cavity male shroud, mates with 2229	N/A	12065158
	2230FPB	10	Nylon five-cavity male shroud, mates with 2229	N/A	12065158
	2229F	1	Nylon five-cavity female tower, mates with 2230	N/A	12034342
	2229FPB	10	Nylon five-cavity female tower, mates with 2230	N/A	12034342
	2227F	1	Nylon six-cavity male shroud, mates with 2228	N/A	12010975
	2227FPB	10	Nylon six-cavity male shroud, mates with 2228	N/A	12010975
	2228F	1	Nylon six-cavity female tower, mates with 2227	N/A	12015799
	2228FPB	10	Nylon six-cavity female tower, mates with 2227	N/A	12015799

**Weather Pack Cable Seals**

Part#	Pcs	Description	AWG	OEM Part#
2204H	6	Red Cable Seal	22-20	12015899/15324983
2204F	30	Red Cable Seal	22-20	12015899/15324983
2204PB	100	Red Cable Seal	22-20	12015899/15324983
2210H	6	Purple Cable Seal	24-20	12089679/15324985
2210F	30	Purple Cable Seal	24-20	12089679/15324985
2210PB	100	Purple Cable Seal	24-20	12089679/15324985
2206H	6	Green Cable Seal	20-18	12015323/15324982
2206F	30	Green Cable Seal	20-18	12015323/15324982
2206PB	100	Green Cable Seal	20-18	12015323/15324982
2205H	6	Gray Cable Seal	16-14	12010293/15324980
2205F	30	Gray Cable Seal	16-14	12010293/15324980
2205PB	100	Gray Cable Seal	16-14	12010293/15324980
2207H	6	Blue Cable Seal	12-10	12015193/15324981
2207F	30	Blue Cable Seal	12-10	12015193/15324981
2207PB	100	Blue Cable Seal	12-10	12015193/15324981
2214H	6	Green Cavity Plug - Silicone Rubber	N/A	12010300
2214F	30	Green Cavity Plug - Silicone Rubber	N/A	12010300
2214PB	100	Green Cavity Plug - Silicone Rubber	N/A	12010300

**Weather Pack Pigtails**

18 AWG SXL Black Insulated Wire - (2) 10" Leads

Female Tower	Male Shroud	Part#	Pcs	Description	OEM Part#
		2850F	1	Single Cavity Female Tower, mates with 2854	12117385
		2850FPB	10	Single Cavity Female Tower, mates with 2854	12117385
		2854F	1	Single Cavity Male Shroud, mates with 3850	12126451
		2854FPB	10	Single Cavity Male Shroud, mates with 3850	12126451
		2851F	1	Double Cavity Female Tower, mates with 2855	12126452
		2851FPB	10	Double Cavity Female Tower, mates with 2855	12126452
		2855F	1	Double Cavity Male Shroud, mates with 2851	12085524
		2855FPB	10	Double Cavity Male Shroud, mates with 2851	12085524
		2852F	1	Triple Cavity Female Tower, mates with 2856	12101923
		2852FPB	10	Triple Cavity Female Tower, mates with 2856	12101923
		2856F	1	Triple Cavity Male Shroud, mates with 3852	12126012
		2856FPB	10	Triple Cavity Male Shroud, mates with 3852	12126012
		2853F	1	Quad Cavity Female Tower, mates with 2857	12117387
		2853FPB	10	Quad Cavity Female Tower, mates with 2857	12117387
		2857F	1	Quad Cavity Male Shroud, mates with 2853	12125693
		2857FPB	10	Quad Cavity Male Shroud, mates with 2853	12125693
		3858F	1	Six Cavity Female Tower, mates with 3859	12126454
		3858FPB	10	Six Cavity Female Tower, mates with 3859	12126454
		3859F	1	Six Cavity Male Shroud, mates with 3858	—
		3859FPB	10	Six Cavity Male Shroud, mates with 3858	—

**5012F Weather Pack Extractor**

Designed for extracting weather pack terminals from their connector housing for servicing and replacement. See page 145 for more information.



**Weather Pack Terminal Extractor Picks**

- 5013F Narrow blade .050"
- 5014F Wide blade .090"

Used to release most GM, Ford and Chrysler

OEM terminals from their insulating housings. See page 145 for more information.





# Weather Packs

Call for  
Weather Pack  
Crimping  
Instructions

## Weather Pack Pigtails

14 AWG GXL White Insulated Wire - (2) 10" Leads

Female Tower	Male Shroud	Part#	Pcs	Description
		2850-1F	1	Single Cavity Female Tower, mates with 2854-1
		2850-1FPB	10	Single Cavity Female Tower, mates with 2854-1
		2854-1F	1	Single Cavity Male Shroud, mates with 2850-1
		2854-1FPB	10	Single Cavity Male Shroud, mates with 2850-1
		2851-1F	1	Double Cavity Female Tower, mates with 2855-1
		2851-1FPB	10	Double Cavity Female Tower, mates with 2855-1
		2855-1F	1	Double Cavity Male Shroud, mates with 2851-1
		2855-1FPB	10	Double Cavity Male Shroud, mates with 2851-1
		2852-1F	1	Triple Cavity Female Tower, mates with 2856-1
		2852-1FPB	10	Triple Cavity Female Tower, mates with 2856-1
		2856-1F	1	Triple Cavity Male Shroud, mates with 2852-1
		2856-1FPB	10	Triple Cavity Male Shroud, mates with 2852-1
		2853-1F	1	Quad Cavity Female Tower, mates with 2857-1
		2853-1FPB	10	Quad Cavity Female Tower, mates with 2857-1
		2857-1F	1	Quad Cavity Male Shroud, mates with 2853-1
		2857-1FPB	10	Quad Cavity Male Shroud, mates with 2853-1

## Weather Pack Pigtail Assemblies

14 AWG GXL White Insulated Wire - (2) 10" Leads

Female Tower	Male Shroud	Part#	Pcs	Description
		2865F	1 Set	Single Cavity - Tower & Shroud (1) 2850-1 & (1) 2854-1
		2866F	1 Set	Double Cavity - Tower & Shroud (1) 2851-1 & (1) 2855-1
		2867F	1 Set	Triple Cavity - Tower & Shroud (1) 2852-1 & (1) 2856-1
		2868F	1 Set	Quad Cavity - Tower & Shroud (1) 2853-1 & (1) 2857-1

## Weather Pack Crimpers

### 5000F | Weather Pack Terminal Crimper

- Five cavities perform "B" type conductor and insulation crimps.
- Conductor crimp maximum range is 22-12 AWG.
- Insulation crimp maximum range is 24-14 AWG.









### 5045F | Weather Pack Terminal and Seal Crimper

- Crimps Weather Pack terminals and seals.
- Compact, economical parallel jaw design eliminates terminal rocking.
- The 5045F also crimps Metri-Pack terminals and seals.



Now Available!  
The 5045F  
Crimps & Seals.  
More information  
on page 149

**GM Weather Pack Series O.E.M. Terminals**

	Part#	Pcs	Description	AWG	OEM Part#
<b>GM Electronic Module</b>					
	20100J	6	Tin-Plated Male	20 -18	12034053/12004610/12089507
	20100PB	25	Tin-Plated Male	20 -18	12034053/12004610/12089507
<b>GM Micro-Pack 100 Series (Tang Locking)</b>					
	20101J	6	Tin-Plated Female	20 -18	12020757/12089649
	20101PB	25	Tin-Plated Female	20 -18	12020757/12089649
	20102J	6	Tin-Plated Female	16 -14	12020758
	20102PB	25	Tin-Plated Female	16 -14	12020758
	20103J	6	Tin-Plated Male	22	12040902
	20103PB	25	Tin-Plated Male	22	12040902
<b>GM Metri-Pack 150 Series (Tang Locking)</b>					
	20104J	6	Tin-Plated Female	20 -18	12047680/12103881
	20104PB	25	Tin-Plated Female	20 -18	12047680/12103881
	20105J	6	Tin-Plated Male	20 -16	12047581/12045773
	20105PB	25	Tin-Plated Male	20 -16	12047581/12045773
	20106J	6	Tin-Plated Female	20 -16	12047767/12048074
	20106PB	25	Tin-Plated Female	20 -16	12047767/12048074
<b>GM Metri-Pack 280 Series (Tang Locking)</b>					
	20107J	6	Tin-Plated Male	16 -12	12020116/12129497
	20107PB	25	Tin-Plated Male	16 -12	12020116/12129497
	20108J	6	Tin-Plated Female	16 -14	12066214/12015857/12129493
	20108PB	25	Tin-Plated Female	16 -14	12066214/12015857/12129493
	20109J	6	Tin-Plated Male	20 -16	12034047/12048159
	20109PB	25	Tin-Plated Male	20 -16	12034047/12048159
	20110J	6	Tin-Plated Female	20 -18	12034046/12015823/12077411
	20110PB	25	Tin-Plated Female	20 -18	12034046/12015823/12077411
<b>GM Metri-Pack 480 Series (Tang-Locking)</b>					
	20111J	6	Tin-Plated Male	16 -14	12020120
	20111PB	25	Tin-Plated Male	16 -14	12020120
	20112J	6	Tin-Plated Female	16 -14	12015861/12124304
	20112PB	25	Tin-Plated Female	16 -14	12015861/12124304
<b>Universal Metri-Pack 58 Series (Tang-Locking)</b>					
	20118J	6	1/4" Tab Brass Female Terminal	20-18	GM #2965469 / 2965470 Chrysler #12096466 Ford #C5AB-14474B
	20118FPB	25	1/4" Tab Brass Female Terminal	20-18	GM #2965469 / 2965470 Chrysler #12096466 Ford #C5AB-14474B
<b>Chrysler OEM Terminal (Tang-Locking)</b>					
	20119J	6	1/4" Long Tab Tin-Plated Male Terminal	20-18	3843386 (Mate: 3843601)
	20119FPB	25	1/4" Long Tab Tin-Plated Male Terminal	20-18	3843386 (Mate: 3843601)
	20120J	6	1/4" Tab Tin-Plated Female Terminal	20-18	3843601 (Mate: 3843386)
	20120FPB	25	1/4" Tab Tin-Plated Female Terminal	20-18	3843601 (Mate: 3843386)
<b>Ford OEM Terminal (Snap-On)</b>					
	20117J	6	3/16" Tab Tin-Plated Female Terminal	20-18	D5AB-14474-FA / D3AZ-14474-G
	20117FPB	25	3/16" Tab Tin-Plated Female Terminal	20-18	D5AB-14474-FA / D3AZ-14474-G

**See our Weather Pack Starter Kit on page 32**



# Sockets & Pigtails



**2441F**  
**2-Wire GM Double Contact Side Marker & License Plate Light Socket.** 1982 - 2003. Replaces GM #12037105, 12083460 & AC/Delco #LS32. Uses wedge bulb #158, 161, 168, 194, 194A.



**2442F**  
**2-Wire GM Double Contact Side Marker & License Plate Light Socket.** 1984 & Newer. Replaces GM #12083007, 12112768 & AC/Delco #LS13. Uses wedge bulb #24.



**2443F**  
**3-Wire GM Double Contact Tail, Turn & Stop Light Socket.** 1988 - 2003. Replaces GM #12083006 & AC/Delco #LS12. Uses wedge bulb #3057, 3157.



**2444F**  
**3-Wire GM Double Contact Back-Up, Park, Stop, Tail & Turn Light Socket.** 1988 - 1999. Replaces GM #12083005, 12092377 & AC/Delco #LS11. Uses wedge bulb #3057, 3157.



**2445F**  
**3-Wire Ford & GM Double Contact Tail, Turn & Parking Light Socket w/ Butt Terminated Wires.** 1971 - 1992. Replaces Ford #D5UZ-13410A, D1FZ-13234A, D7FZ-13234C, GM #88860442 & AC/Delco #LS140. Uses bulb #1157.



**2446F**  
**3-Wire Ford Double Contact Turn & Parking Light Socket w/ Butt Terminated Wires.** 1974 - 1980. Replaces Ford #D4OZ-13234-A. Uses bulb #1157.



**2447F**  
**3-Wire Ford Double Contact Tail & Stop Light Socket w/ Butt Terminated Wires.** 1977 - 1993. Replaces Ford #D7OZ-13410A, E25Y-13410-A. Uses bulb #1157.



**2448F**  
**3-Wire Ford Double Contact Rear & Parking Light Socket w/ Butt Terminated Wires.** 1980 - 1994. Replaces Ford #E0TZ-13410A, E2SZ-13410A. Uses bulb #1157.



**2449F**  
**2-Wire Universal H7 Halogen Bulb Headlight Connector.** Two Pins at 90° Angle. Used for High & Low Beam Applications in Import & Domestic Vehicles. Uses halogen bulb #H7.



**2500H**  
**1-Wire Universal 90° Female Moisture Proof Sensor with #8 Stud Connector.** Replaces GM #12112171 & AC/Delco #PT404. 2 Pcs.




**2525F**  
**1-Wire w/ .250 Tab Universal Shielded Utility/License Plate Light.** Fits 1-1/4" Vehicle Bumper Hole. Replaces GM #88861019 & AC/Delco #LS191.



**2530H**  
**2-Wire GM Alternator Connector for Transistorized Alternator w/ Internal Voltage Regulator.** 1971 & Newer. (1) 12AWG & (1) 16AWG 5.5" Leads. Replaces GM #12101909, 6294493 & AC/Delco #PT181. For Extender see 2541F.



**2531F**  
**2-Wire GM Alternator Connector for Alternator w/ External Voltage Regulator.** 1962 & Newer. Replaces GM #2977373, 12117384, 89057722 & AC/Delco #PT516, PT2069. For Extender see 2542F.



**2532H**  
**3-Wire Ford & VW Alternator Repair Harness.** 1965 & Newer.



**2533F**  
**1-Wire Chrysler, GM & Ford Voltage Regulator & Temperature Sending Unit.**  
 1965 - 1976. Replaces GM #12101870, 89057720 & AC/Delco #PT261, PT2067.



**2534F**  
**3-Wire Ford & GM Double Contact Tail, Turn & Stop Light Socket w/ Butt Terminated Wires.** 1973 - 1980. Replaces Ford #D3AZ-13410G, GM #88860439 & AC/Delco #LS137. Uses bulb #1157.



**2535F**  
**3-Wire Ford & GM Double Contact Turn & Parking Light Socket w/ Butt Terminated Wires.** 1974 - 1980. Replaces Ford #D4Z-13234A, GM #88860444, 88860498, AC/Delco #LS142 & LS158. Uses bulb #1157.



**2537F**  
**3-Wire Universal GM & Ford Manual AC/Horn Relay & Dimmer Switch Connector.** 1957 & Newer. Replaces GM #2962510, 12125637, 89057721 & AC/Delco #PT549, PT2068.



**2538H**  
**3-Wire Universal GM, Ford, Chrysler & AMC Dimmer Switch Connector.** 1959 - 1983. Replaces GM #88860504 & AC/Delco #PT1949.



**2539F**  
**6-Wire Ford, GM & AMC Voltage Regulator Connector.** 1965 - 1981. Fits GR341, GR341A & GR503 Regulators. Replaces GM #88860585 & AC/Delco #PT2030.



**2540F**  
**4-Wire GM, Ford & Chrysler Pigtail for Alternator w/ External Voltage Regulator.** 1961 - 1980. Replaces GM #2977607 & AC/Delco #7700, D635.



**2541F**  
**2-Wire GM Alternator Extender Connector for Transistorized Alternator w/ Internal Regulator.** 1971 & Newer. Replaces GM #6294493, 89057714 & AC/Delco #PT2064.




**2542F**  
**2-Wire GM Alternator Extender Connector for Alternator w/ External Voltage Regulator.** 1962 & Newer. Replaces GM #2977373.



**2543F**  
**4-Wire GM Radio Power Supply Adapter.** 1978 - 1982. Replaces GM #12102601, 88860448 & AC/Delco #PT287, PT1893.




**2544F**  
**4-Wire GM Front Radio Speaker Adapter.** 1978 - 1982. Replaces GM #12102605 & AC/Delco #PT292.



**2545F**  
**4-Wire GM Rear Radio Speaker Adapter.** 1978 - 1987. Replaces GM #12102600 & AC/Delco #PT286.



**2546F**  
**2-Wire Universal Double Contact Back-Up, Park, Stop, Tail & Turn Light Socket w/ Offset 'Screw Type' Mounting Plate.** Replaces GM #88860477 & AC/Delco #LS154. Uses bulb #198, 1016, 1034, 1154, 1157.



**2547F**  
**2-Wire Chrysler, Ford & GM Double Contact Front, Rear, Side Marker & License Plate Light Socket.** 1972 - 1998. Replaces Chrysler #3588314, 4450821, 4400147, 3588650, Ford #E25Y-13410B, GM #88860426 & AC/Delco #LS124. Uses wedge bulb #158, 161, 168, 194, 194A.



**2548F**  
**2-Wire Chrysler & GM Double Contact Front, Rear, Side Marker & License Plate Light Socket.** 1972 - 1991. Replaces Chrysler #3513686, 4055028, 4400588, GM #88860586 & AC/Delco #LS181. Uses wedge bulb #158, 161, 168, 194, 194A.



# Sockets & Pigtails



**2550F**  
**2-Wire GM & Chrysler Double Contact Cornering, Park, Tail, Side Marker & License Light Socket.** 1970 - 1995. Replaces GM #8912750, 12003896, Chrysler #4274100 & AC/Delco #LS51. Uses wedge bulb #158, 161, 168, 194, 194A.



**2551F**  
**2-Wire GM & Ford 90° Double Contact Cornering, Park, Stop, Tail, Turn, Side Marker & License Light Socket.** 1976 - 2002. Replaces GM #12001470, Ford #E0SZ-15A442B & AC/Delco #LS5. Uses wedge bulb #158, 161, 168, 194, 194A.



**2552F**  
**3-Wire Ford & GM Double Contact Park, Stop, Tail & Turn Light Socket w/ Butt Terminated Wires.** 1973 - 1977. Replaces Ford #D3MY-13410A, D4DZ-13234A, D54Y-13234A, GM #88860440 & AC/Delco #LS138. Uses bulb #1157.



**2553F**  
**3-Wire GM Double Contact Park, Stop, Tail & Turn 'Twist Lock' Light Socket.** 1969 & Newer. Fits 1-1/2" (38.10mm) Hole. Replaces GM #12141260, 8909517 & AC/Delco #LS38. Uses bulb #1034, 1154, 1157.



**2554F**  
**3-Wire GM 90° Double Contact Park, Stop, Tail & Turn Light Socket.** 1980 & Newer. Replaces GM #12003757 & AC/Delco #LS6. Uses bulb #1034, 1154, 1157.



**2555F**  
**3-Wire GM Double Contact Park, Stop, Tail & Turn Light Socket.** 1976 - 1999. Replaces GM #12013813, 8919916 & AC/Delco #LS8. Uses bulb #1034, 1154, 1157.



**2556F**  
**2-Wire Universal Double Contact Light Socket Base w/ Fiber Washers & Tension Spring.** Replaces GM #88861016 & AC/Delco #LS188. Uses bulb #64, 68, 82, 88, 90, 94, 210, 1004, 1034, 1074, 1130, 1154, 1157, 1158, 1176. 2 Pcs.



**2556-1H**  
**2-Wire Universal Double Contact Light Socket Base w/ Phenolic Disc & Weatherproof Boot.** Replaces GM #88861021 & AC/Delco #LS193. Uses bulb #64, 68, 82, 88, 90, 94, 210, 1004, 1034, 1074, 1130, 1154, 1157, 1158, 1176, 1178. 2 Pcs.



**2557F**  
**1-Wire Universal Single Contact Light Socket Base w/ Fiber Washers & Tension Spring.** Replaces GM #88861015 & AC/Delco #LS187. Uses bulb #63, 67, 81, 89, 93, 209, 1003, 1073, 1129, 1133, 1141, 1156. 2 Pcs.



**2557-1F**  
**1-Wire Universal Single Contact Light Socket Base w/ Phenolic Disc & Weatherproof Boot.** Replaces GM #88861063 & AC/Delco #LS211. Uses bulb #63, 67, 81, 87, 89, 93, 97, 209, 1003, 1073, 1129, 1133, 1141, 1156.



**2557-2F**  
**1-Wire Universal Miniature Single Contact Light Socket Base w/ Phenolic Discs & Tension Spring.** Replaces GM #88861047 & AC/Delco #LS212. Uses bulb #51, 53, 55, 57, 57X. 2 Pcs.



**2558F**  
**1-Wire Universal Single Contact Socket for Dome, Glove Box, Map Light & Multi-Purpose.** Replaces GM #88861014 & AC/Delco #LS186. Uses bulb #63, 67, 81, 89, 93, 97, 209, 1003, 1073, 1129, 1141, 1156.



**2559F**  
**2-Wire Universal Double Contact Socket for Dome, Glove Box, Map Light & Multi-Purpose.** Fits offset pin bulbs. Replaces GM #88861048 & AC/Delco #LS197. Uses bulb #68, 90, 94, 96, 1004, 1158, 1176, 1178.



**2561F**  
**2-Wire Universal Double Contact Park, Stop, Tail & Turn Light Socket w/ Spring Clip Mount.** Fits 7/8" - 1-1/8" (22.25 to 28.6mm) Hole. Replaces GM #88861017 & AC/Delco #LS189. Uses bulb #158, 194, 198, 1016, 1034, 1154, 1157.



**2562F**  
**1-Wire Universal Single Contact Instrument Panel & License Plate Light Socket w/ Spring Clip Mount.** Fits 7/8" - 1-1/8" (22.25 to 28.6mm) Hole. Replaces GM #88861050 & AC/Delco #LS199. Uses bulb #63, 67, 87, 89, 93, 209, 1003, 1073, 1129, 1131, 1141, 1156.



**2563F**  
**1-Wire Universal Miniature Single Contact Instrument Panel & License Plate 'Snap-In' Light Socket.** Fits 5/8" (15.9mm) Hole. Replaces GM #88861020 & AC/Delco #LS192. Uses bulb #51, 53, 55, 57, 57X.



**2564F**  
**3-Wire Universal Sealed Beam Connector for Three Terminal Sealed Beam Headlights or Flashers.** Fits Domestic & Import Vehicles. Replaces GM #12117367 & AC/Delco #PT500.



**2565F**  
**2-Wire Universal Sealed Beam Connector for Two Terminal Sealed Beam Headlights or Flashers.** Fits Domestic & Import Vehicles. Replaces GM #12101879, 88860447 & AC/Delco #LS145, PT270.



**2566F**  
**1-Wire w/ .250 Tab Universal Single Contact Park, Stop, Tail & Turn Light Socket w/ Weather Resistant Neoprene Boot & Mounting Plate.** Fits 3/4" (19.05mm) Hole. Replaces GM #88861065 & AC/Delco #LS213. Uses bulb #63, 67, 81, 87, 93, 97, 209, 1003, 1073, 1129, 1131, 1141, 1156.



**2567F**  
**2-Wires w/ .250 Tabs Universal Double Contact Park, Stop, Tail & Turn Light Socket w/ Weather Resistant Neoprene Boot & Mounting Plate.** Fits 3/4" (19.05mm) Hole. Replaces GM #88861055 & AC/Delco #LS204. Uses bulb #198, 1016, 1034, 1154, 1157.



**2568F**  
**1-Wire Universal Single Contact License Plate & Instrument Panel 'Snap-In' Light Socket.** Fits 3/4" (19.05mm) Hole. Replaces GM #88861108 & AC/Delco #LS229. Uses bulb #63, 67, 81, 89, 93, 97, 1002, 1003, 1073, 1129, 1133, 1141, 1156.



**2569F**  
**2-Wire Universal Double Contact Park, Stop, Tail & Turn 'Snap-In' Light Socket.** Fits 3/4" (19.05mm) Hole. Replaces GM #88861018 & AC/Delco #LS190. Uses bulb #198, 1016, 1034, 1154, 1157.



**2570F**  
**2-Wire Universal Double Contact Park, Stop, Tail & Turn Light Socket.** 1963 - 1977. Fits 1-1/8" (28.6mm) Hole. Replaces GM #8912698, 2974309, 2983540, 6299087, AMC #4486948, 448869478 & AC/Delco #LS3. Uses bulb #198, 1016, 1034, 1154, 1157.



**2571F**  
**1-Wire Universal GM Single Contact Back-Up Light Socket.** Exact Replacement for GM Vehicles and Universal Applications. Fits 1-1/8" (28.6mm) Hole. Uses bulb #67, 81, 1133, 1141, 1156.



**2573F**  
**2-Wire GM & Ford Double Contact Park, Stop, Tail & Turn Flush Mount 'Snap-In' Light Socket.** Ford for Stop & Tail. Fits 1-1/8" (28.6mm) Hole. Replaces GM #5947900, 88861101 & AC/Delco #LS224. Uses bulb #198, 1016, 1034, 1154, 1157.



**2574F**  
**2-Wire Chrysler Single Contact Back-Up, Cornering & Side Marker Light Socket w/ Weather Resistant Neoprene Boot.** 1974 - 1993. Replaces Chrysler #3764863, 3764865, 3764561, 3843245, 4124721, GM #88860433 & AC/Delco #LS131. Uses bulb #87, 93, 1073, 1141, 1156.



**2575F**  
**3-Wire Chrysler Double Contact Park, Stop, Tail & Turn Light Socket w/ Weather Resistant Neoprene Boot.** 1971 - 1993. Replaces Chrysler #3513558, 3747831, 3764561, 3764863, 3843431, GM #88860436 & AC/Delco #LS134. Uses bulb #198, 1016, 1034, 1154, 1157.



**2576F**  
**3-Wire GM & Mopar (Jeep) Dimmer Switch Connector Pigtail.** 1957 - 1986. For Floor Mounted Dimmer Switches. Replaces GM #88860549 & AC/Delco #PT1994.



**2577F**  
**1-Wire Universal Single Contact Park, Stop, Tail & License Plate 'Snap-In' Light Socket.** Fits 1-1/8" (28.6mm) Hole. Replaces GM #88861053 & AC/Delco #LS202. Uses bulb #63, 67, 81, 87, 89, 93, 209, 1003.



**2578F**  
**2-Wire Ford, GM & Chrysler Double Contact Park, Stop, Tail & Turn 'Snap-In' Light Socket w/ Ground Tab.** 1965 - 1993. Fits 1-1/8" (28.6mm) Hole. Replaces Ford #DOAZ-13410-B, DIAZ-13410-B, D2AZ-13410-B, D2OZ-13410-B, GM #88860560, Chrysler #2926370 & AC/Delco #LS166. Uses bulb #1034, 1154, 1157.

► **Call for discounted price on bulk orders!**

# Sockets & Pigtails



**2579F**

**1-Wire Universal Single Contact Back-Up Light Socket.** Fits 1-1/8" (28.6mm) Hole. Replaces GM #2978302, 88860430, Ford #D00Z-15536A, Chrysler #3513162, 3780745, AMC #4486949, 4489412 & AC/Delco #LS128. Uses bulb #63, 67, 81, 87, 89, 93, 97, 209, 1003, 1073, 1129, 1133, 1141, 1156.



**2580F**

**3-Wire GM Double Contact Park, Stop, Tail & Turn 'Twist Lock' Light Socket.** 1969 - 1991. 7/8" (22.25mm) Focal Length. Replaces GM #8903202, 8914822, IHC #571722C91 & AC/Delco #LS4. Uses bulb #1034, 1154, 1157.



**2581F**

**3-Wire GM Double Contact Park, Stop, Tail & Turn 'Twist Lock' Light Socket w/ Weatherproof Seal.** 1969 & Newer. Fits 1-3/4" (44.45mm) Hole. Replaces GM #88860478, 8902485, 8902487, 8903283, 8909908 & AC/Delco #LS155. Uses bulb #1034, 1154, 1157.



**2582F**

**2-Wire GM 90° Single Contact Back-Up & Cornering Light Socket.** 1977 & Newer. 1-1/4" (31.75mm) Focal Length. Replaces GM #12003758 & AC/Delco #LS53. Uses bulb #1003, 1073, 1129, 1133, 1141, 1156.



**2583F**

**3-Wire GM, Chrysler & AMC 90° Double Contact Back-Up, Stop, Tail & Turn Light Socket.** 1977 & Newer. 1-1/4" (31.75mm) Focal Length. Replaces GM #12003759, Chrysler #4331051, AMC #8218931 & AC/Delco #LS7. Uses bulb #1034, 1154, 1157.



**2584F**

**3-Wire GM Double Contact Park, Stop, Tail & Turn 'Twist Lock' Light Socket.** 1969 & Newer. 1-1/4" (31.75mm) Focal Length. Replaces GM #8903203, 8914823, 9814823 & AC/Delco #LS65. Uses bulb #1034, 1154, 1157.



**2585H**

**2-Wire Universal GM & Ford Blower, Wipers, Heater, A/C & Compressor Relay Connector Pigtail.** 1965 - 1980. Do Not Use To Replace Connectors w/ Integral Diode. Replaces GM #88861022 & AC/Delco #PT2118.



**2586F**

**2-Wire GM Single Contact Back-Up, Cornering & Turn Light Socket.** 1972 & Newer. Replaces GM #12003878, 8904251, 8904257. Uses bulb #63, 67, 81, 87, 89, 93, 97, 209, 1003, 1073, 1129, 1133, 1141, 1156.



**2587F**

**3-Wire Chrysler & GM Double Contact Side Marker, Park, Stop, Tail & Turn Light Socket w/ Weather Resistant Neoprene Boot.** 1975 - 1993. Replaces Chrysler #3843432, 3843245, 4163003, 4362469, GM #88860435 & AC/Delco #LS133. Uses bulb #198, 1016, 1034, 1154, 1157.



**2588F**

**3-Wire Universal Halogen High & Low Beam Headlight Connector (Metri-Pack 280 Series).** Replaces GM #12048369, 12117260, Chrysler #4400395, 4414332, 4430976, 4439076 & AC/Delco #PT433. Uses bulb #9004, 9007, HB1.



**2588-1F**

**2-Wire Universal Halogen High Beam Headlight Connector (Metri-Pack 280 Series).** 1987 & Newer used in various vehicles. Replaces GM #12101898 & AC/Delco #PT168. Uses bulb #9005, 9145, H10.



**2588-2F**

**2-Wire Universal Halogen Low Beam Headlight Connector (Metri-Pack 280 Series).** 1987 & Newer used in various vehicles. Replaces GM #12101897 & AC/Delco #PT167. Uses bulb #9006.



**2588-3F**

**2-Wire GM Sealed Horn Repair Pigtail.** 1988 - 1996. Fits Horn #1999160, 1999161, 10456327 & 10456328. Replaces GM #12116958, 15306302 & AC/Delco #PT419, PT1357.



**2589F**

**2-Wire GM Single Contact Back-Up, Corner, Park, Stop, Tail & Turn Light Socket.** 1973 - 1980. Replaces GM #8904437, 8909518, IHC #571721C91 & AC/Delco #LS2. Uses bulb #1156.



**2590F**

**2-Wire Universal Double Contact Side Marker, Corner & License Plate Light Socket.** Fits Most Domestic Vehicles. Replaces GM #6298892, 6298886, 6294015, 6298935, 8901283, 8901257, 8918527, AMC #4489395, IHC #418977C91, Ford #D0DZ-15A434B, D7FZ-13410A, D40Z-13412E, D5VY-15A442A, E1FZ-13410A & AC/Delco #LS9, LS101. Uses wedge bulb #158, 161, 168, 194, 194A.





**2591F**  
**2-Wire Ford, Chrysler & AMC Single Contact Back-Up & Rear Light Socket w/ Butt Terminated Wires.** 1973 & Newer. Replaces Ford #D3AZ-13410A, D80Z-15434A, Chrysler #3764126, 3764159, AMC #3691072, GM #88860543 & AC/Delco #LS165. Uses bulb #1156.



**2592F**  
**3-Wire Ford, Chrysler & AMC Double Contact Park, Stop, Tail, Turn & Rear Light Socket w/ Butt Terminated Wires.** 1973 & Newer. Replaces Ford #D2AB-14A53HA, D2FZ-13410A, D3AZ-13410B, D5DZ-13410A, D5VY-13410A, Chrysler #3588833, 3588833, 3588427, 3764123, AMC #3690736, 8124663, GM #88860531 & AC/Delco #LS161. Uses bulb #1157.



**2593F**  
**3-Wire Universal Double Contact Park, Stop, Tail & Turn 'Prong-Type' Light Socket w/ Butt Terminated Wires.** (1) Wire Connects Male Tab to Female Tab (Ground Lead). Fits 1-1/8" (28.6mm) Hole. Fits Most Ford & Chrysler Vehicles. Replaces Ford #D3AZ-13410-D, D4SZ-13410-E, D4OZ-13410-A. Uses bulb #1034, 1154, 1157.



**2594F**  
**3-Wire Ford Double Contact Park, Stop, Tail, Turn & Rear Light Socket w/ Butt Terminated Wires & Recessed Collar.** 1973 & Newer. Replaces Ford #D2AB-14A53FA, D3AZ-13410D, D4OZ-13234A, D4OZ-13410A, GM #88860525 & AC/Delco #LS160. Uses bulb #1034, 1154, 1157.



**2595F**  
**2-Wire Ford All-Weather Double Contact Park, Stop, Tail & Turn Light Socket w/ Weather Resistant Boot.** Fits 11/16" (17.5mm) Hole. Replaces GM #88860428 & AC/Delco #LS126. Uses bulb #198, 1016, 1034, 1154, 1157.



**2596F**  
**1-Wire Ford All-Weather Single Contact Park, Stop, Tail & Turn Light Socket w/ Weather Resistant Neoprene Covering.** Replaces GM #88861103 & AC/Delco #LS226. Uses bulb #63, 67, 81, 87, 89, 93, 209, 1003, 1073, 1129, 1133, 1141, 1156.



**2597F**  
**5/8" Universal Double Contact Instrument Panel 'Cluster' Light Socket.** 1957 & Newer. Fits 5/8" (15.9mm) Hole. Replaces GM #2973932, 5655006, 12004311, 88860434, AMC #3509575, 8122474, 8126900, Chrysler #2496279, Ford #E6FZ-13B764A & AC/Delco #LS132. Uses wedge bulb #194.



**2598F**  
**1/2" Universal Double Contact Instrument Panel 'Cluster' Light Socket.** 1955 & Newer. Fits 1/2" (12.7mm) Hole. Replaces GM #12004311, 25015169, 88860432, Chrysler #3744750, 4124104, 4374072, Ford #C80Z-13711A, C80Z-13711B, D8HZ-13711A, E5SZ-13B765A, E89Z-13B765A, E92Z-13B765A & AC/Delco #LS130. Uses wedge bulb #194.



**2599F**  
**3-Wire Universal Double Contact Park, Stop, Tail & Turn Light Socket w/ Weather Resistant Neoprene Boot, Ground Wire & Mounting Plate.** Fits 3/4" (19.05mm) Hole. Uses bulb #1034, 1154, 1157.



**2770F**  
**2-Wire GM Alternator Harness Adapts Older GM Vehicles (SI Series) to Newer GM Vehicles (CS Series) w/o Alternator Warning Light or if Vehicle has Gauge.** 1988 - 1995. Recommended to use a warning light or wire in a resistor when installing - in order to not kill the alternator. Replaces GM #12102921 & AC/Delco #8077.



**2771F**  
**2-Wire GM Alternator Harness Adapts Older GM Vehicles (SI Series) to Newer GM Vehicles (CS Series) w/Alternator Warning Light.** 1988 - 1995. Replaces GM #12083462 & AC/Delco #8077.



**2772F**  
**5-Wire GM Cooling Fan Relay Harness.** 1985 and newer. Replaces GM Relay #10032082 & 10038311. Replaces GM #12101922, 88862237 & AC/Delco #PT194, PT2318.



**2773F**  
**4-Wire Ford A/C Blower Motor Resistor Repair Connector.** 1983 & Newer. Replaces Ford Trucks #E7TZ-19A706-A, GM #89057711 & AC/Delco #PT1841.



**2780F**  
**Universal H7 Halogen Bulb Headlight Socket.** Fits Foreign & Domestic Vehicles Using H7 Bulbs. Uses halogen bulb #H7.



**2781F**  
**Universal H1 Halogen Bulb Headlight Socket.** Fits Foreign & Domestic Vehicles Using H1 Bulbs. Uses halogen bulb #H1.



**2782F**  
**2-Wire GM & Ford Halogen Fog/Cornering Light & Speed Sensor Connector (Metri-Pack 280 Series).** 1984 & Newer. Replaces GM #12085498, 12043215, Ford #WPT781, WPT952, 3UZ2-14S411-VZA & AC/Delco #PT120. Uses halogen bulb #881, 894, 889, H11.



# Sockets & Pigtails



**2783F**

**2-Wire GM & Ford Headlight & Fog Light Connector (Metri-Pack 280 Series).** Replaces GM #12102664, Ford #WPT122, 1U2Z-14S411-YA & AC/Delco #PT331. Uses bulb #880, 884, 885, 890, 892, 893, 899.



**2784F**

**2-Wire Universal 880 Halogen Bulb Connector.** Fits GM, Ford, Chrysler, Mopar & other vehicles using 880 bulbs. Uses halogen bulb #880.



**2785F**

**2-Wire Universal H9 Halogen Bulb Connector.** Fits GM, Ford, Chrysler, Mopar & other vehicles using H9 bulbs. Uses halogen bulb #H9.



**2786F**

**2-Wire Universal H8 & H11 Halogen Bulb Connector.** Fits GM, Ford, Chrysler, Mopar & other vehicles using H8 & H11 bulbs. Uses halogen bulb #H8, H11.



**2787F**

**3-Wire Universal 9008 & H13 Halogen Bulb Connector.** Fits Ford 2004 & newer, Ford F150 & other vehicles using 9008 & H13 bulbs. Replaces GM #88986266 & AC/Delco #PT1586. Uses halogen bulb #9008, H13.



**2788F**

**3-Wire Universal 9003 & H4 Halogen Sealed Beam Headlight Connector for Three Terminal Sealed Beam Headlights or Flashers.** Also available in High Temp (300°C) JT&T #2789F. Uses halogen bulb #9003, H4.



**2788-1F**

**2-Wire GM 4701 Halogen Sealed High Beam Mini-Bulb Headlight Connector.** 1986 & Newer. Replaces GM #88860454, 1530687 & AC/Delco #PT1250, PT1899. Uses halogen mini bulb #4701.



**2788-2F**

**2-Wire GM 4703 Halogen Sealed Low Beam Mini-Bulb Headlight Connector.** 1986 & Newer. Replaces GM #15306086 & AC/Delco #PT1249. Uses halogen mini bulb #4703.




**2789F**

**3-Wire Universal 9003 & H4 High Temp (300°C) Halogen Sealed Beam Headlight Connector for Three Terminal Sealed Beam Headlights or Flashers.** Housing is made of UREA. Uses halogen bulb #9003, H4.



**2800F**

**3-Wire Ford Alternator Repair Connector.** 1981 - 1989. (1) 20AWG & (2) 10AWG Leads. Works in Various Ford Gas Engines. Replaces GM #89057707 & AC/Delco #PT2063.



**2801F**

**2-Wire GM Alternator Connector for Alternator w/ Internal Voltage Regulator.** 1971 & Newer. (2) 16AWG 9.5" Leads. Fits Delco Model #10-SI, 12-SI, 15-SI & 27-SI. Replaces GM #12101909, 6294493 & AC/Delco #PT181.



**2802F**

**4-Wire GM Idle Air Control (IAC) Valve Connector for Vehicles w/ Fuel Injection.** 1982 - 1995. Replaces GM #12085506 & AC/Delco #PT127.



**2803F**

**2-Wire GM Coolant Temperature Sensor Connector.** 1983 & Newer. Fits Sensor #25036628. Replaces GM #12085488 & AC/Delco #PT110.



**2804F**

**2-Wire GM A/C Compressor Clutch Connector w/ Diode.** 1983 & Newer. Diode is Wrapped. Replaces GM #12101907 & AC/Delco #PT179.



**2805F**  
**2-Wire GM Coolant Temperature & MAT Sensor Connector.** 1990 & Newer. Replaces GM #12085524 & AC/Delco #PT134.



**2806F**  
**2-Wire GM Mixture Control Solenoid (MCS) Connector for 2 & 4 Barrel Rochester Varajet Carburetors.** 1980 & Newer. Fits GM Solenoid Kits #17067343, 17067344 & 17111102. Replaces GM #88860472 & AC/Delco #PT1917.



**2807F**  
**3-Wire GM Throttle Position Sensor (TPS) Connector for Vehicles w/ Fuel Injection.** 1983 & Newer. Replaces GM #12116257, 12101923 & AC/Delco #PT195, PT430.



**2808F**  
**1-Wire GM Radiator Fan & Coolant Temperature Sensor (Multi-Lock & Multi-Seal) Connector.** 1980 & Newer. Fits Electric Cooling Fan Switches #3040674, 14043275 & 14043276. Replaces GM #12102621, 12051234 & AC/Delco #PT308.



**2809F**  
**1-Wire GM Electric Thermostat Choke Connector for 2 & 4 Barrel Rochester Varajet Carburetors.** 1982 & Newer. Replaces GM #88860475 & AC/Delco #PT1920.



**2810F**  
**2-Wire GM Direct Ignition & Throttle Body Injection Connector (Metri-Pack 150 Series).** 1987 & Newer. Replaces GM #12085496 & AC/Delco #PT118.



**2811F**  
**3-Wire GM Manifold Absolute Pressure (MAP) Sensor Connector.** 1982 & Newer. Fits MAP Sensor #1637039. Replaces GM #12085502 & AC/Delco #PT123.



**2812F**  
**3-Wire GM Crankshaft, Coolant Temperature Sensor & Power Steering Pressure Switch Connector.** 1986 & Newer. Replaces GM #12085483, 1267116 & AC/Delco #PT105, PT782.



**2813F**  
**3-Wire GM Camshaft Position Sensor Connector.** 1986 & Newer. Replaces GM #12085538 & AC/Delco #PT148.



**2814F**  
**3-Wire GM A/C Pressure Sensor Connector.** 1984 - 1989. Replaces GM #12085507 & AC/Delco #PT128.



**2815F**  
**2-Wire GM V5 High Pressure A/C Compressor Switch Connector.** 1:00 Index. Check timing index by looking straight at connector face w/ lock at the bottom. Replaces GM #12085521 & AC/Delco #PT131.



**2816F**  
**2-Wire GM V5 Low Pressure A/C Compressor Switch Connector.** 3:00 Index. Check timing index by looking straight at connector face w/ lock at the bottom. Replaces GM #12085503 & AC/Delco #PT124.



**2817F**  
**2-Wire GM A/C Compressor Clutch Connector.** 1987 & Newer. Works for Various GM Gas & Diesel Engines. Replaces GM #12101937 & AC/Delco #PT209.



**2818F**  
**2-Wire GM Heater Blower & Cooling Fan Motor Connector.** 1982 & Newer. Replaces GM #12101917, 12101906, 12126470, 22048271, 22074968, 22074969, 22067446 & AC/Delco #PT189, PT740.



**2819F**  
**2-Wire GM Throttle Body Fuel Injector (TBI) Connector.** 1978 & Newer. Replaces GM #12102568 & AC/Delco #PT285.

► **Call for discounted price on bulk orders!**

# Sockets & Pigtails



**2820F**

**2-Wire GM Fuel Injector Connector. Fits Lucas & Bosch Injectors.** Fits Multi-Port Injectors GM #1711799. Replaces GM #88861107 & AC/Delco #PT2164.



**2821F**

**1-Wire GM Exhaust Oxygen Sensor Connector.** 1982 & Newer. Replaces GM #12117385 & AC/Delco #PT517.



**2822F**

**4-Wire GM Distributor Module & Idle Air Control (IAC) Connector (Metri-Pack 150 Series).** 1985 & Newer. Fits Distributor Module #1987466 on 2.8 Engine. Fits Crank Sensor #25526124, 25535481 & 25526122. Replaces GM #12126487 & AC/Delco #PT757.



**2823F**

**3-Wire GM Oil Pressure Sensor Connector.** 1987 & Newer. Fits All GM 3-Pin Switches. Works for Various GM Gas & Diesel Engines. Replaces GM #12085499 & AC/Delco #PT121.



**2824F**

**2-Wire GM Coolant Temperature Sensor Connector.** 1985 & Newer. Additional Applications: Radiator, Brake Fluid & Washer Fluid Sensor. Replaces GM #12101899, 12046623, AMC #8983502327 & AC/Delco #PT169, PT739.



**2825F**

**2-Wire GM Manifold Air Temperature (MAT) Sensor Connector (Metri-Pack 150 Series).** 1984 & Newer. Fits MAT Sensor #25036751. Replaces GM #12102620, 12046624 & AC/Delco #PT307.



**2826F**

**2-Wire GM A6 A/C Compressor & Washer Fluid Sensor Connector.** 1985 & Newer. Can be used on many Ford & Chrysler vehicles - plus many custom & heavy-duty applications. Replaces GM #12101903 & AC/Delco #PT175.



**2827F**

**2-Wire GM Windshield Washer Pump & Low Coolant Sensor Connector (Metri-Pack 150 Series).** 1987 & Newer. Replaces GM #12102747 & AC/Delco #PT374.



**2828F**

**3-Wire Ford Internal Voltage Regulator Connector.** 1981 & Newer. (1) 14AWG & (2) 18AWG Leads. Works in Various Ford Gas Engines. Replaces Ford #WPT119, 1U2Z-14S411-UA, 1U2J-14B475-UA, GM #88860456 & AC/Delco #PT1901.



**2829F**

**2-Wire Universal Ford A/C Clutch Coil Connector.** Not Supplied by Original Equipment Manufacturer (OEM).



**2830F**

**3-Wire Ford Electronic Ignition Coil Connector.** 1980 & Newer. (1) 16AWG & (2) 18AWG Leads. Fits Ford Coil #E73Z-12029A & All Aftermarket Replacements. Replaces GM #88860566 & AC/Delco #PT2011.



**2831F**

**2-Wire Ford Heater Blower & Radiator Cooling Fan Motor Connector.** 1979 & Newer. (1) 14AWG & (1) 12AWG Lead. Cooling Fan Motors for 4-Cylinder Ford Engines. Replaces Ford #5U2Z-14S411-VA, WPT861.



**2832F**

**6-Wire Ford E.E.C. IV Electronic Ignition Module Connector.** 1981 & Newer. Can be used with many Ford engines. Replaces Ford #E5Z-12A209A, 3U2Z-14S411-KGA, WPT297, GM #88860524 & AC/Delco #PT1969.



**2833F**

**6-Wire Ford Electronic Ignition Module Connector.** 1988 & Newer. Can be used with many Ford engines. Replaces Ford #E8T-12A297A, GM #88860457 & AC/Delco #PT1902.



**2834F**

**4-Wire Ford Fuel Pump Relay Connector.** 1982 - 1996. (1) 14AWG, (1) 18AWG & (2) 16AWG Leads. Replaces Ford Relay #E3FZ-9345-B, GM #88860481 & AC/Delco #PT1926.



**2835F**  
**2-Wire Universal Ford Engine Cooling Fan Switch Connector.** 1981 & Newer. Black Color Code. Replaces Ford Switch #E4FZ-8B607A, ESSZ-8B607A, GM #88860466 & AC/Delco #PT1911.



**2836F**  
**2-Wire Universal Ford Engine Cooling Fan Switch Connector.** 1981 & Newer. Gray Color Code. Replaces Ford Switch #E43Z-8B607A, GM #88860462 & AC/Delco #PT1907.



**2837F**  
**4-Wire Ford Fan Speed Switch Connector.** 1983 - 1993. (1) 16AWG, (1) 14AWG & (2) 12AWG Leads. Replaces Ford Switch #E6DZ-19986-A, E9SZ-19986-A, F2DZ-19986-A, F2UZ-19986-A, F2UZ-19986-B, GM #88860496 & AC/Delco #PT1941.



**2838F**  
**2-Wire Universal Double Contact Park, Stop, Tail & Turn Light Socket w/ Mounting Plate.** Fits 3/4" (19.05mm) Hole. Flush Mount 'Screw-In' Mounting Plate. Uses bulb #1034, 1154, 1157.



**2839F**  
**1-Wire Universal Miniature Single Contact Dome, Glove Box, Map Light & Multi-Purpose Light Socket w/ Mounting Bracket.** Replaces GM #88860427 & AC/Delco #LS125. Uses bulb # 1895, 51, 53, 55, 57, 57X.



**2840F**  
**1-Wire Universal Single Contact Dome, Glove Box, Map Light & Multi-Purpose 'Snap-In' Light Socket.** Spring Clips used for 'Snap-In' Fit. For Multi-Purpose use on many domestic & import vehicles. Uses bulb #63, 67, 87, 89, 93, 209, 1003, 1073, 1129, 1131, 1141, 1156.



**2841F**  
**3-Wire GM Alternator Connector for Alternators w/ Internal Voltage Regulator.** 1986 - 1993. (1) 12AWG & (2) 18AWG Leads. Replaces GM #12101895, 12085525, 12085526, 12085527, 12085528, 12117361 & AC/Delco #PT494.



**2842F**  
**5-Wire GM Universal Application Heavy-Duty Flasher & Relay Connector.** Replaces Thermal & Electronic Relays w/ Variable & Fixed Loads. Fits 4 or 5 Terminal & 5-Pin 'Bosch Style' Relays (Mates w/ JT&T #2842-1F). (2) 18AWG & (3) 14AWG Leads. Replaces GM #12102696, 88862254, 89057715 & AC/Delco #PT363, PT2355, PT1842.



**2842-1F**  
**5-Pin Universal 'Bosch Style' 12Volt DC (Coil) & 40/30AMP 14Volt DC (Continuous) Relay w/ Resistor for Voltage Spike Protection.** S.P.D.T. 5-Pin Terminals. This is a General Purpose Automotive Change-Over-Relay w/ Plastic Body & Mounting Bracket. Mates w/ JT&T #2842F.



**2846F**  
**2-Wire Ford Ignition Coil Repair Connector.** 1975 - 1987. Replaces GM #88860476 & AC/Delco #PT1921.



**2847F**  
**2-Wire Ford Brake Light Switch Repair Harness Connector.** 2000 & Newer. Replaces Ford Switch #YF1Z-13480-BA. Replaces Ford #1F1Z-14A411-BA.



**2869F**  
**2-Wire GM Single Contact Back-Up & Side Marker Light Socket.** 1982 & Newer. Replaces GM #12027133 & AC/Delco #LS50. Uses bulb #1141, 1156.



**2870F**  
**3-Wire GM Double Contact Park, Stop, Tail & Turn Light Socket.** 1985 - 1996. Replaces GM #12030055 & AC/Delco #LS37. Uses bulb #1034, 1154, 1157.



**2871F**  
**3-Wire GM Double Contact Back-Up, Park, Stop, Tail & Turn Light Socket.** 1988 & Newer. Replaces GM #12076946. Uses wedge bulb #2458, 3057, 3156, 3157, 4157.



**2872F**  
**3-Wire GM 90° Double Contact Back-Up, Park, Stop, Tail & Turn Light Socket.** 1989 - 1996. Replaces GM #12083680, 12159662 & AC/Delco #LS54. Uses wedge bulb #2458, 3057, 3156, 3157, 4157.



**2873F**  
**3-Wire GM 90° Double Contact Park, Stop, Tail & Turn Light Socket.** 1990 & Newer. Replaces GM #12083689 & AC/Delco #LS15. Uses wedge bulb #2458, 3057, 3156, 3157, 4157.



# Sockets & Pigtails



**2874F**  
**2-Wire GM 90° Single Contact Back-Up Light Socket.** 1990 & Newer. Replaces GM #12085330 & AC/Delco #LS17. Uses wedge bulb #2458, 3057, 3156, 3157, 4157.



**2875F**  
**2-Wire Ford Single Contact Parking Light Socket w/ Butt Terminated Wires.** 1975 - 1978. Replaces Ford #DSAZ-13234-A. Uses bulb #1156, 1141.



**2876F**  
**3-Wire Ford Double Contact Stop, Tail & Turn Light Socket w/ Butt Terminated Wires.** 1973 - 1991. Replaces Ford #D4LY-13410A, GM #88860445 & AC/Delco #LS143. Uses bulb #1034, 1154, 1157.



**2877F**  
**2-Wire Chrysler 90° Single Contact Back-Up, Park, Cornering, Tail & Turn Light Socket.** 1987 - 1997. Replaces Chrysler #4400448, 4400741, 4636358. Uses wedge bulb #2458, 3057, 3156, 3157, 4157.



**2878F**  
**2-Wire Chrysler Double Contact Rear Turn, Stop & Tail Light Socket.** Replaces Chrysler #4450815, GM #88860587 & AC/Delco #LS182. Uses bulb #1034, 1154, 1157.



**2879F**  
**2-Wire Chrysler Single Contact Back-Up Light Socket.** 1980 - 1994. Replaces Chrysler #4399579. Uses bulb #1141, 1156.



**2880F**  
**2-Wire Chrysler Double Contact License Plate Light Socket.** 1989 - 1992. Replaces Chrysler #4414184, GM #88860460 & AC/Delco #LS150. Uses wedge bulb #158, 161, 168, 194, 194A.



**2882F**  
**2-Wire Chrysler Double Contact Stop, Tail, Turn & Side Marker Light Socket.** 1970 - 1992. Replaces Chrysler #4450818. Uses wedge bulb #158, 161, 168, 194, 194A.



**2883F**  
**3-Wire Ford Double Contact Park, Stop, Tail, Turn & Side Marker Light Socket.** 1983 - 1996. Replaces Ford #E8PZ-13411A. Uses wedge bulb #2458, 3057, 3156, 3157, 4157.



**2884F**  
**3-Wire Ford Double Contact Park, Stop, Tail, Turn & Side Marker Light Socket.** 1983 - 1996. Replaces Ford #E8PZ-13411B, ESPZ-13411B, GM #88860458 & AC/Delco #LS149. Uses wedge bulb #2458, 3057, 3156, 3157, 4157.



**2885F**  
**3-Wire Ford Double Contact Park, Stop, Tail, Turn & Side Marker Light Socket.** 1983 - 1996. Replaces Ford #E8PZ-13411C. Uses wedge bulb #2458, 3057, 3156, 3157, 4157.



**2886F**  
**3-Wire Ford Double Contact Park, Stop, Tail, Turn & Side Marker Light Socket.** 1983 - 1996. Replaces Ford #E8PZ-13411D, E9AZ-15A434A, E9DZ-15A434A, GM #88860469 & AC/Delco #LS152. Uses wedge bulb #2458, 3057, 3156, 3157, 4157.



**2887F**  
**2-Wire Ford Single Contact Park & Turn Light Socket.** 1973 - 1980. Replaces Ford #D3AZ-13410E, DBBZ-13412A, GM #88860437 & AC/Delco #LS135. Uses bulb #1141, 1156.



**2888F**  
**4-Wire Ford Exhaust Oxygen Sensor Repair Harness Connector.** 1990 & Newer. Black Connector. Use w/ 4-Wire O2 Sensors. Fits Base #9F472.



**2889F**  
**3-Wire Ford Exhaust Oxygen Sensor Repair Harness Connector.** 1986 & Newer. Gray Connector. Use w/ 3-Wire O2 Sensors. Fits Base #9F472.



**2890F**  
**4-Wire/4-Pin GM Oil Pressure Switch Connector.** 1987 & Newer. For GM Vehicles w/ E, H & W Bodies. Replaces GM #12085539 & AC/Delco #PT149.



**2891F**  
**3-Wire GM & Ford Throttle Position Sensor (TPS) & Oil Pressure Switch Connector (Metri-Pack 150 Series).** 1989 & Newer. Fits GM Sensor #17112679 & Ford Sensor #4C3Z-9J460-A. Replaces GM #12102748, 12126473, Ford #3C3Z-9F838-EA & AC/Delco #PT375, PT743.



**2892F**  
**5-Wire GM Map & Mass Air Flow (MAF) Sensor Connector (Metri-Pack 150 Series) for GM 2.8 Engines w/ Sequential Fuel Injection.** 1985 & Newer. Replaces GM #12085497 & AC/Delco #PT119.



**2893F**  
**5-Wire GM Direct Ignition Speed (DIS) Sensor Connector (Metri-Pack 150 Series).** 1987 & Newer. Check module for the "missing pin" position to make sure this is the right connector for your module. Replaces GM #12101880 & AC/Delco #PT151.



**2894F**  
**3-Wire GM Mass Air Flow (MAF), Crank & Camshaft Sensor Connector (Metri-Pack 150 Series).** 1988 & Newer. Replaces GM #12085495, 15305987, 15306120, 88986451 & AC/Delco #PT117, PT1120, PT1281, PT1604.



**2895F**  
**3-Wire GM Mass Air Flow (MAF) Sensor Connector.** 1985 & Newer. For GM Vehicles w/ Turned Port Injection. Replaces GM #12085492 & AC/Delco #PT114.



**2896F**  
**2-Wire GM Direct Ignition Speed Sensor & Door Lock Actuator Connector (Metri-Pack 280 Series).** 1987 & Newer. Fits Actuator #22144362 & 22144363. Replaces GM #12101855 & AC/Delco #PT247.



**2897F**  
**1-Wire GM Fuel Pump, Instrument Panel & Multi-Purpose Connector.** 1990 & Newer. Replaces GM #12117353 & AC/Delco #PT486.



**2898F**  
**6-Wire GM Headlight Switch Connector.** 1966 & Newer. (1) 12AWG & (5) 18AWG Leads. Fits GM Switch #1995217 & AC/Delco Switch #D1588. Replaces GM #88860485 & AC/Delco #PT1930.



**2899F**  
**4-Wire Ford Mass Air Flow (MAF) Sensor Connector.** 1984 & Newer. (1) 16AWG & (3) 18AWG Leads. Fits Ford Coil #FOTZ-12029-A, FISZ-12029-A & F5SZ-12029-A. Replaces Ford #3U2Z-14S411-ACA, GM #88860508 & AC/Delco #PT1953.



**2899-1F**  
**4-Wire GM Windshield Wiper Motor, Washer Pump, A/C & Heater Control Connector.** 1984 & newer. Replaces GM #12085487 & AC/Delco #PT109.

**Steel Frame Clips**



JT&T's Spring Steel Push-On Frame/Body Clips are ideal for securing wiring inside automobile chassis. Frame clips are made from heat-treated spring steel & feature a black corrosion resistant finish. Holds wires to structures such as truck or trailer frames with a snap mount. Simply snap in place to secure.

Part#	Size	Length	Width	Height (Base)	Height (Tongue)	Pcs
519H	Small	1-1/8"	1/2"	1/4"	3/8"	7
519F	Small	1-1/8"	1/2"	1/4"	3/8"	25
519C	Small	1-1/8"	1/2"	1/4"	3/8"	100
520H	Medium	1-3/4"	1/2"	1/4"	1/2"	6
520F	Medium	1-3/4"	1/2"	1/4"	1/2"	25
520C	Medium	1-3/4"	1/2"	1/4"	1/2"	100
521H	Large	1-1/2"	1/2"	1/2"	5/8"	5
521F	Large	1-1/2"	1/2"	1/2"	5/8"	25
521C	Large	1-1/2"	1/2"	1/2"	5/8"	100

**JT&T Application Guide**

Now you can quickly find the light socket or pigtail harness you need by make, model and year. The JT&T applications guide is available by mail or download it on our website at [www.jttproducts.com](http://www.jttproducts.com).



# Trailer Products



**2479F**

**4-Way Flat Female to 4-Way Flat Male Trailer Connector Extension with Polarized Plugs & Cap Over Female End.** (3) 14 AWG bonded color-coded wires & (1) 14 AWG ring terminated ground wire, 2-1/2 Ft. in length. Weatherproof double mold design. Comes with directions on color-coded wires.



**2480F**

**6-Pole Round Female Pin-Type Socket Plug (Vehicle End) to 4-Way Flat Male Trailer Connector with Polarized Plugs.** (2) 12 AWG butt terminated wires. (1) 12 AWG ring terminated ground wire, 1 Ft. in length. Total unit is 4 Ft. in length. Socket cover is spring-loaded.



**2491F**

**4-Way Trailer Connector Wiring Kit.** Kit Includes: (1) 4-way flat molded female trailer connector with partial Flex-Guard insulation & polarized plugs. (3) 16 AWG color-coded wires & (1) 16 AWG ring terminated ground wire, 6-1/2 Ft. in length, (3) splice connectors & (1) 12 Volt circuit tester.



**2502H**

**2-Way Flat Molded Female & 2-Way Flat Molded Male Trailer Connectors with Polarized Plugs.** 16 AWG color-coded wires, 12" in length. Splice into wiring assembly for hook-up. For automotive, marine, RV & trailer applications.



**2503F**

**3-Way Flat Molded Female & 3-Way Flat Molded Male Trailer Connectors with Polarized Plugs.** 16 AWG color-coded wires, 12" in length. Splice into wiring assembly for hook-up. For automotive, marine, RV & trailer applications.



**2504-1F**

**6-Pole Round Pin-Type Male to 4-Way Flat Female Trailer Plug Adapter.**



**2504-2F**

**7-Pole RV Blade-Type Male to 4-Way Flat Female RV Plug Adapter.**



**2504F**

**4-Way Flat Molded Female & 4-Way Flat Molded Male Trailer Connectors with Polarized Plugs.** 16 AWG color-coded wires, 12" in length. Splice into wiring assembly for hook-up. For automotive, marine, RV & trailer applications.



**2505F**

**4-Way Trailer Connector Wiring Kit.** Kit Includes: (1) 4-way flat female with (3) 4 Ft. wires & (1) 18" ground wire. (1) 4-way flat male with (4) 12" wires. (3) splice connectors & installation instructions. Molded/moisture proof. Plugs are polarized. 16 AWG color-coded wires.



**2506F**

**4-Way Trailer Connector Wiring Kit.** Kit Includes: (1) 4-way flat female with (3) 4 Ft. wires & (1) 18" ground wire. (1) 4-way flat male with (3) 20 Ft. wires & (1) 18" ground wire. (8) splice connectors & installation instructions. Molded/moisture proof. Plugs are polarized. 16 AWG color-coded wires.



**2507-1F**

**4-Pole Round Female Socket (Vehicle End) & 4-Pole Round Male (Trailer End) Trailer Plug Connector Set.** Die-cast, chrome-plated metal connectors with spring loaded socket cover. 20 AMP polarized plugs.



**2507-2F**

**4-Pole Round Male (Trailer End) Trailer Plug Connector.** Die-cast, chrome-plated metal connector. 20 AMP polarized plugs. Mates with JT&T #2507-3F.



**2507-3F**

**4-Pole Round Female Socket (Vehicle End) Trailer Plug Connector.** Die-cast, chrome-plated metal connector with spring-loaded socket cover. 20 AMP polarized plugs. Mates with JT&T #2507-2F.



**2507F**

**4-Pole Trailer Connector Wiring Kit.** Kit Includes: (1) 4-pole female plug, (1) 4-pole male plug, (4) 4 Ft. 16 AWG color-coded wires, (3) splice connectors, (1) mounting bracket with hardware & installation instructions. Die-cast, chrome-plated metal plug connectors. 20 AMP polarized plugs.



**2508-1F**

**6-Pole Round Female Socket (Vehicle End) & 6-Pole Round Male (Trailer End) Trailer Plug Connector Set.** Die-cast, chrome-plated metal connectors with spring-loaded socket cover. 35 AMP polarized plugs.





**2508-2F**  
**6-Pole Round Female Socket (Vehicle End) Trailer Plug Connector.** Die-cast, chrome-plated metal connector. 35 AMP polarized plugs. Mates with JT&T #2508-3F.



**2508-3F**  
**6-Pole Round Male (Trailer End) Trailer Plug Connector.** Die-cast, chrome-plated metal connector with spring-loaded socket cover. 35 AMP polarized plugs. Mates with JT&T #2508-2F.



**2508F**  
**6-Pole Trailer Connector Wiring Kit.** Kit Includes: (1) 6-pole female plug, (1) 6-pole male plug, (6) 4 Ft. 16 AWG color-coded wires, (5) splice connectors, (1) mounting bracket with hardware & installation instructions. Die-cast, chrome-plated metal plug connectors. 35 AMP polarized plugs.



**2509F**  
**5-Wire to 4-Pole Universal Utility & Tail Light Converter with Cap.** 5 Ft. in length. For vehicles with rear amber turn signals or separate bulbs for turn signals & brake lights. Hooks-up lights that have one bulb for both stop & turn, w/o this converter only turn signals will operate. Weatherproof double mold design. Comes with directions for color-coded wires.



**2511F**  
**4-Pole Round Female & 4-Pole Round Male Trailer Plug Connector Set.** Plugs are polarized and set for some boat trailers.



**2512F**  
**4-Way Flat Moisture Proof Female & 4-Way Flat Moisture Proof Male Trailer Connectors with Polarized Plugs.** 18 AWG color-coded wires, 12" in length. Splice into wiring assembly for hook-up. For automotive, marine, RV & trailer applications.



**2513F**  
**5-Way Squared Moisture Proof Female & 5-Way Squared Moisture Proof Male Trailer Connectors with Polarized Plugs.** 18 AWG color-coded wires, 12" in length. Splice into wiring assembly for hook-up. For automotive, marine, RV & trailer applications.



**2514F**  
**6-Way Squared Moisture Proof Female & 6-Way Squared Moisture Proof Male Trailer Connectors with Polarized Plugs.** 18 AWG color-coded wires, 12" in length. Splice into wiring assembly for hook-up. For automotive, marine, RV & trailer applications.



**2515F**  
**4-Way Flat Molded Female Trailer Connector with Polarized Plugs.** 16 AWG color-coded wires. (3) 4 Ft. bonded wires & (1) 18" ground wire. Splice into wiring assembly for hook-up. For automotive, marine, RV & trailer applications. Mates with JT&T 2516F.



**2516F**  
**4-Way Flat Molded Male Trailer Connector with Polarized Plugs.** 16 AWG color-coded wires, 18" in length. Splice into wiring assembly for hook-up. For automotive, marine, RV & trailer applications. Mates with JT&T 2515F.



**2517F**  
**5-Way to 4-Way Wishbone Trailer Harness Kit.** Kit Includes: (1) 4-way flat female with (3) 4 Ft. bonded wires & (1) 18" ground wire. (1) 5-way flat male with (4) 25 Ft. wires & (1) 2 Ft. ground wire. (5) splice connectors. (8) small frame clips & installation instructions. Molded/moisture proof. Plugs are polarized. 16 AWG color-coded wires.



**2518F**  
**4-Way to 4-Way Universal Trailer Harness Adapter.** 16 AWG color-coded wires, 8" in length. Four polarized bullets & four polarized receptacles. Individual wire hook-up, avoids splicing wires.



**2522F**  
**4-Way: 16AWG Bonded-Trailer Wire (White/Brown/Yellow/Green) on 25 Ft. Spool.** Bonded to form parallel multi-conductor cables. All-copper stranded core is highly conductive. Flexible for easy installation. Rated at 600 Volts with a temperature rating of 80°C (176°F).



**2523F**  
**3-Way: 16AWG Bonded-Trailer Wire (Brown/Yellow/Green) on 25 Ft. Spool.** Bonded to form parallel multi-conductor cables. All-copper stranded core is highly conductive. Flexible for easy installation. Rated at 600 Volts with a temperature rating of 80°C (176°F).



**2525F**  
**1-Wire w/ .250 Tab Universal Shielded Utility/License Plate Light.** Fits 1-1/4" vehicle bumper hole. Replaces GM #88861019 & AC/Delco #LS191.



**2560F**  
**12 Volt Universal Trailer Light Hook-Up Assembly.** Adapted with bulb #1157 & (2) 11" leads with weather resistant covering. Use for tapping trailer lights into existing light system.



# Wire & Cable



55

## Primary Wire

**JT&T Products;** Stranded annealed, single-conductor copper wire within general purpose thermoplastic (GPT) insulation is standard for original equipment and replacement on vehicular equipment. Its smooth surface makes it ideal for pulling through loom or JT&T Flex-Guard Convuluted Tubing. The thermoplastic insulation operates suitably between extreme temperature. Temperature rating for black, orange, red, green, blue, yellow, brown & white wire is 80°C (176°F). Temperature rating for pink & purple wire is 105°C (221°F). Rated at 60 Volts. Wire is RoHS compliant and meets or exceeds S.A.E. J1128 specifications. JT&T Primary Wire is resistant to grease, oil, acids and available in ten bright colors for easy identification. Available in 100 Ft., 500 Ft., or 1,000 Ft., spools come in carded packages that can be hung on racks or displays. Call for prices on larger size spools of wire. Wire is made in the USA.

**"F" packs of Primary Wire come in retail packaging. 8 AWG lengths come on spools.**

Gauge:	8 AWG	10 AWG	12 AWG	14 AWG	16 AWG	18 AWG
Length:	25 Ft	8 Ft	12 Ft	15 Ft	20 Ft	30 Ft
Black	80F	100F	120F	140F	160F	180F
Orange	—	101F	121F	141F	161F	181F
Red	82F	102F	122F	142F	162F	182F
Pink	—	103F	123F	143F	163F	183F
Purple	—	104F	124F	144F	164F	184F
Green	—	105F	125F	145F	165F	185F
Blue	—	106F	126F	146F	166F	186F
Yellow	—	107F	127F	147F	167F	187F
Brown	—	108F	128F	148F	168F	188F
White	—	109F	129F	149F	169F	189F

**100 Ft. lengths of Primary Wire come on spools.**

Gauge:	8 AWG	10 AWG	12 AWG	14 AWG	16 AWG	18 AWG
Length:	100 Ft	100 Ft	100 Ft	100 Ft	100 Ft	100 Ft
Black	80C	100C	120C	140C	160C	180C
Orange	—	101C	121C	141C	161C	181C
Red	82C	102C	122C	142C	162C	182C
Pink	—	103C	123C	143C	163C	183C
Purple	—	104C	124C	144C	164C	184C
Green	—	105C	125C	145C	165C	185C
Blue	—	106C	126C	146C	166C	186C
Yellow	—	107C	127C	147C	167C	187C
Brown	—	108C	128C	148C	168C	188C
White	—	109C	129C	149C	169C	189C

**To order 500 Ft. spools put "D" after the part number – for example 120D.**

**To order 1,000 Ft. spools put "M" after the part number – for example 120M.**

## 8101F - 3M Temflex™ Vinyl Electrical Tape

3M electrical tape is both economical and effective as a general purpose tape for jacketing and harnessing wiring applications. 60 Ft. rolls.



## SXL Cross-Linked Wire

SXL Cross-Linked Polyethylene Wire is general purpose automotive & marine wire for circuit wiring where higher heat resistance is a requirement. Vulcanized to obtain thermosetting insulation which will not melt when exposed to heat. Wire is rated at 60 Volts with a temperature rating of 125°C (257°F). RoHS compliant & conductors meet or exceed S.A.E. J1128 specifications. Resistant to grease, oil, acid, abrasion & aging. Available in seven bright colors for easy identification. Wire is made in the USA.

100 Ft. of SXL Wire come on spools.



Gauge:	10 AWG	12 AWG	14 AWG	16 AWG	18 AWG
Length:	100 Ft	100 Ft	100 Ft	100 Ft	100 Ft
Black	100XC	120XC	140XC	160XC	180XC
Orange	—	121XC	141XC	161XC	181XC
Red	102XC	122XC	142XC	162XC	182XC
Green	105XC	125XC	145XC	165XC	185XC
Blue	106XC	126XC	146XC	166XC	186XC
Yellow	107XC	127XC	147XC	167XC	187XC
Brown	108XC	128XC	148XC	168XC	188XC
White	109XC	129XC	149XC	169XC	189XC

## Motor “Hook-Up” Wire

**JT&T Products;** UL/CSA 1015 general purpose electrical motor and hook-up wire is stranded, single-conductor bare copper wire within 1/32” polyvinyl chloride (PVC) insulation. 1015 wire is multi-rated for internal wiring of appliances, equipment and for machine tools. Excellent choice for any HVAC/R or RV application. Its smooth surface makes it ideal for pulling through loom or JT&T Flex-Guard Tubing. 1015 wire is rated at 600 Volts with a temperature rating of 105°C (221°F). RoHS compliant. Meets Underwriters Laboratories (UL), Canadian Standards Association (CSA), Machine Tool Wire (MTW), Thermoplastic Equipment Wire (TEW), Appliance Wiring Material (AWM), 1015/1230/1345 specifications. JT&T 1015 Motor “Hook-Up” Wire is resistant to grease, oil, acids, water, solvents, fungus and available in five colors for easy identification. Available in 100 Ft., 500 Ft., 1,000 Ft., in spools and hanging carded packages. Call for prices on larger size spools of wire. Wire is made in the USA.

“F” packs of Motor Wire come in retail packages.

Gauge:	10 AWG	12 AWG	14 AWG	16 AWG	18 AWG
Length:	8 Ft	12 Ft	15 Ft	16 Ft	18 Ft
Black	3100F	3120F	3140F	3160F	3180F
Red	3102F	3122F	3142F	3162F	3182F
Green	3105F	3125F	3145F	3165F	3185F
Blue	3106F	3126F	3146F	3166F	3186F
White	3109F	3129F	3149F	3169F	3189F

100 Ft. of Motor Wire wire come on spools.

Gauge:	10 AWG	12 AWG	14 AWG	16 AWG	18 AWG
Length:	100 Ft	100 Ft	100 Ft	100 Ft	100 Ft
Black	3100C	3120C	3140C	3160C	3180C
Red	3102C	3122C	3142C	3162C	3182C
Green	3105C	3125C	3145C	3165C	3185C
Blue	3106C	3126C	3146C	3166C	3186C
White	3109C	3129C	3149C	3169C	3189C

To order 500 Ft. spools put “D” after the part number – for example 3120D.


To order 1,000 Ft. spools put “M” after the part number – for example 3120M.




## WR8772 4-Rod Wire Spool Rack

### Product Features:

- 26-1/8” (width) x 6” (depth) x 37-1/8” (height).
- Prime cold rolled steel construction.
- Includes 4 polished steel rods.
- Gray powder coat is rust & acid resistant.
- Punched side panels allow quick spool changes.
- For storage & organization of spooled wire.
- Easy to store different sized spools on the same rod.
- Holds spools up to 7” in diameter.
- Keyhole slots are provided for wall mounting.



# Wire & Cable



## Fusible Link Wire

Fusible link wire is designed to “open” a circuit when electrical current overload occurs. This “opening” of the circuit stops the current and prevents damage to electrical instruments or to accessories, and is most often used when the placement of a fuse is not possible. These products meet or exceed S.A.E. J-156 specifications. CAUTION : A fusible link IS NOT intended to be used in place of a fuse, only where a fuse cannot be used. When replacing fusible link, the wire gauge used should be 4 gauges smaller than the existing wiring circuit. Example: 14 gauge system, use 18 gauge, fusible link wire.

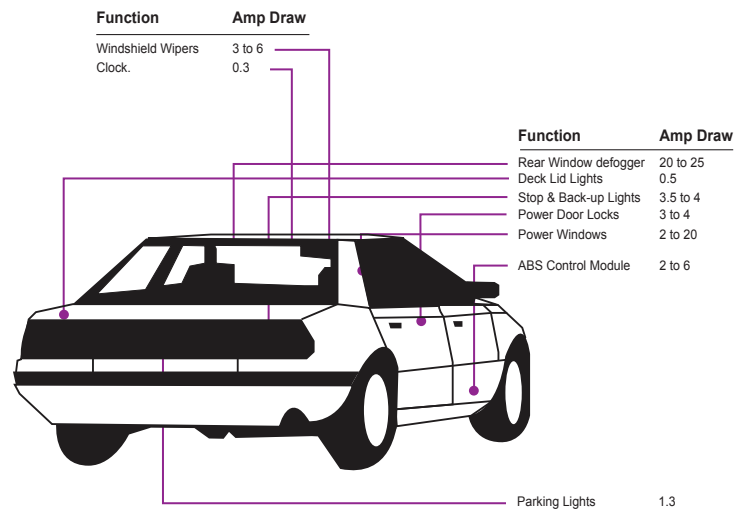
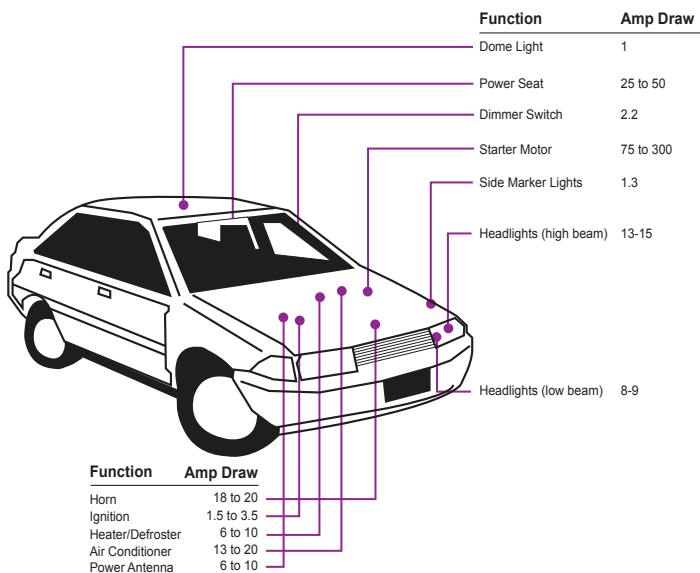
## Typical Vehicle Amperage Draw

12V AMP	Wire Gauge and Length (total circuit length)												
	3'	5'	7'	10'	15'	20'	25'	30'	40'	50'	75'	100'	
1	18	18	18	18	18	18	18	18	18	18	18	18	
1.5	18	18	18	18	18	18	18	18	18	18	18	18	
2	18	18	18	18	18	18	18	18	18	18	16	16	
3	18	18	18	18	18	18	18	18	18	18	14	14	
4	18	18	18	18	18	18	18	18	18	16	16	12	12
5	18	18	18	18	18	18	18	18	18	16	14	12	12
6	18	18	18	18	18	18	16	16	16	14	12	10	10
7	18	18	18	18	18	18	16	16	16	14	14	10	10
8	18	18	18	18	18	18	16	16	16	14	12	10	10
10	18	18	18	18	16	16	16	14	12	12	10	10	10
11	18	18	18	18	16	16	14	14	12	12	10	8	8
12	18	18	18	18	16	16	14	14	12	12	10	8	8
15	18	18	18	18	14	14	12	12	12	10	8	8	8
18	16	16	16	16	14	14	12	12	10	10	8	8	8
20	16	16	16	16	14	12	10	10	10	10	8	6	6
22	14	14	14	14	12	12	10	10	10	10	8	6	6
24	14	14	14	14	12	12	10	10	10	10	8	6	6
30	12	12	12	12	10	10	10	10	10	10	6	4	4
40	10	18	18	18	18	18	18	18	18	6	6	4	2
50	8	8	8	8	8	8	8	8	8	6	6	2	2
100	4	4	4	4	4	4	4	4	4	4	2	1	1/0
150	2	2	2	2	2	2	2	2	2	2	1	2/0	2/0
200	1/0	1/0	1/0	1/0	1/0	1/0	1/0	1/0	1/0	1/0	1/0	4/0	4/0

## Spools and Retail Packs

Gauge	Color	Retail Pack	Length	Spool	Length
18 AWG	Teal	201F	4 Ft	201C	100 Ft
16 AWG	Black	202F	3 Ft	202C	100 Ft
14 AWG	Gray	203F	3 Ft	203C	100 Ft
12 AWG	Teal	204F	2 Ft	204C	100 Ft
10 AWG	Orange	205F	1 Ft	205C	100 Ft

57



## Bonded - Trailer Wire

- Trailer Wire is constructed of top grade stranded copper wire made in the USA.
- RoHS compliant & conductors meet or exceed S.A.E. J1128 specifications.
- Rated at 60 Volts with a temperature rating of 80°C (176°F).
- Designed especially for RVs, boat & utility trailers.



### Bonded-Trailer Wire Comes on a Spool.


<b>2-Way: Red/Black</b>			
<b>Gauge:</b>	<b>14 AWG</b>	<b>16 AWG</b>	<b>18 AWG</b>
<b>Length:</b>	<b>100 Ft</b>	<b>100 Ft</b>	<b>100 Ft</b>
	271C	272C	273C

<b>3-Way: Brown/Yellow/Green</b>			
<b>Gauge:</b>	<b>14 AWG</b>	<b>16 AWG</b>	<b>18 AWG</b>
<b>Length:</b>	<b>25 Ft</b>	<b>25 Ft</b>	<b>25 Ft</b>
	—	2523F	—
<b>Length:</b>	<b>100 Ft</b>	<b>100 Ft</b>	<b>100 Ft</b>
	274C	2523C	275C

<b>4-Way: White/Brown/Yellow/Green</b>			
<b>Gauge:</b>	<b>14 AWG</b>	<b>16 AWG</b>	<b>18 AWG</b>
<b>Length:</b>	<b>25 Ft</b>	<b>25 Ft</b>	<b>25 Ft</b>
	—	2522F	—
<b>Length:</b>	<b>100 Ft</b>	<b>100 Ft</b>	<b>100 Ft</b>
	276C	2522C	277C

**\*\*14 & 16 AWG 5-Way is available upon request\*\***

To order 500 Ft. spools put 'D' after the part number - for example 2523D  
 To order 1,000 Ft. spools put 'M' after the part number - for example 2523M



## Speaker Wire

- Stereo Speaker Wire constructed of top grade stranded copper wire made in the USA.
- Speaker Wire is PVC Insulated & has a Clear Coat w/ Tracer.
- Primary use for this 2-Way conductor wire is audio equipment.

### Speaker Wire Comes on a Spool.

<b>Gauge:</b>	<b>12 AWG</b>	<b>14 AWG</b>	<b>16 AWG</b>	<b>18 AWG</b>
	2-Way	2-Way	2-Way	2-Way
<b>Length:</b>	<b>25 Ft</b>	<b>25 Ft</b>	<b>25 Ft</b>	<b>25 Ft</b>
	—	227F	224F	222F
<b>Length:</b>	<b>100 Ft</b>	<b>100 Ft</b>	<b>100 Ft</b>	<b>100 Ft</b>
	228C	227C	224C	222C

To order 500 Ft. spools put "D" after the part number – for example 222D.

To order 1,000 Ft. spools put "M" after the part number – for example 222M.



## Jacketed - Trailer Wire

- Jacketed Trailer Wire is Black PVC Insulated & is constructed of top grade stranded copper wire made in the USA.
- Wire is rated at 60 Volts with a temperature rating of 80°C (176°F). RoHS compliant & conductors meet or exceed S.A.E. J1128 specifications.
- Especially designed for reliability as an integral part of the brake safety system.
- 1st color listed is in the midnight position - rotation is clockwise.

### Jacketed-Trailer Wire Comes on a Spool.

<b>4-Way: Blk/Red/Brn/Wht</b>			
<b>Gauge:</b>	<b>12 AWG</b>	<b>14 AWG</b>	<b>16 AWG</b>
<b>Length:</b>	<b>100 Ft</b>	<b>100 Ft</b>	<b>100 Ft</b>
	265C	263C	261C

<b>6-Way: Red/Grn/Brn/Wht/Blk/Ylw</b>			
<b>Gauge:</b>	<b>12 AWG</b>	<b>14 AWG</b>	<b>16 AWG</b>
<b>Length:</b>	<b>100 Ft</b>	<b>100 Ft</b>	<b>100 Ft</b>
	266C	260C	262C

<b>7-Way: Red/Grn/Brn/Wht/Blk/Ylw/Blu</b>			
<b>Gauge:</b>	<b>12 AWG</b>	<b>14 AWG</b>	<b>16 AWG</b>
<b>Length:</b>	<b>100 Ft</b>	<b>100 Ft</b>	<b>100 Ft</b>
	—	264C	—

To order 500 Ft. spools put 'D' after the part number - for example 261D.  
 To order 1,000 Ft. spools put 'M' after the part number - for example 261M.



## Jacketed Wire

- Jacketed Duplex, Triplex & Quadruplex Wire is Gray PVC Insulated & is constructed of top grade stranded copper wire made in the USA. Wire is rated at 60 Volts with a temperature rating of 105°C (221°F).
- RoHS compliant & conductors meet or exceed S.A.E. J1128 specifications.
- Recommended for trucks, buses, tractors, light-duty boats & general service.

### Jacketed Wire Comes on a Spool.

<b>Gray Jacketed - Duplex Wire   2-Way: Blk/Wht</b>					
<b>Gauge:</b>	<b>8 AWG</b>	<b>10 AWG</b>	<b>12 AWG</b>	<b>14 AWG</b>	<b>16 AWG</b>
<b>Length:</b>	<b>100 Ft</b>	<b>100 Ft</b>	<b>100 Ft</b>	<b>100 Ft</b>	<b>100 Ft</b>
	280C	281C	282C	283C	284C

<b>Gray Jacketed - Triplex Wire   3-Way: Blk/Grn/Wht</b>					
<b>Gauge:</b>	<b>8 AWG</b>	<b>10 AWG</b>	<b>12 AWG</b>	<b>14 AWG</b>	<b>16 AWG</b>
<b>Length:</b>	<b>100 Ft</b>	<b>100 Ft</b>	<b>100 Ft</b>	<b>100 Ft</b>	<b>100 Ft</b>
	—	290C	291C	292C	293C

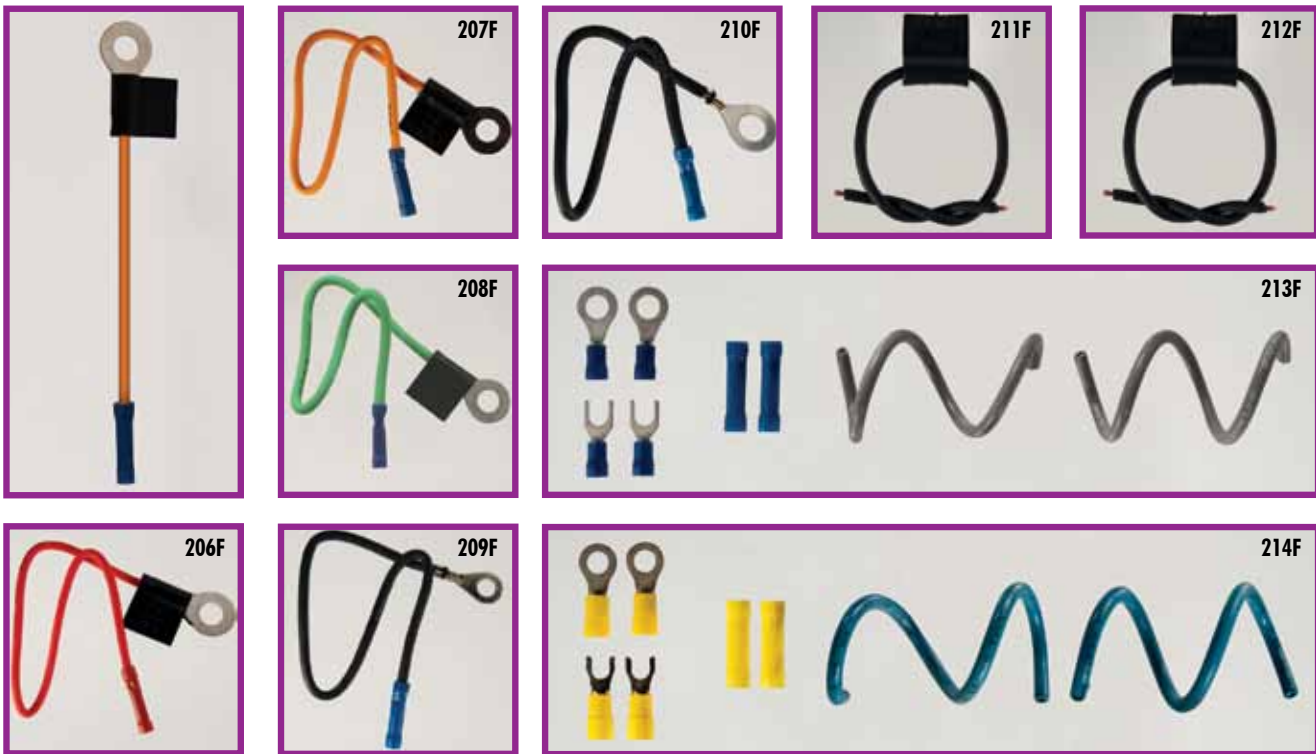
<b>Gray Jacketed - Quadruplex Wire   4-Way: Wht/Grn/Red/Blk</b>					
<b>Gauge:</b>	<b>8 AWG</b>	<b>10 AWG</b>	<b>12 AWG</b>	<b>14 AWG</b>	<b>16 AWG</b>
<b>Length:</b>	<b>100 Ft</b>	<b>100 Ft</b>	<b>100 Ft</b>	<b>100 Ft</b>	<b>100 Ft</b>
	—	295C	296C	297C	298C

To order 500 Ft. spools put 'D' after the part number - for example 280D.  
 To order 1,000 Ft. spools put 'M' after the part number - for example 280M.



# Wire & Cable

## OEM Style Fuse Link Kits



Part#	Gauge	Stud	Length	Description
206F	18 AWG	5/16"	10.50"	Red Wire
207F	16 AWG	5/16"	10.50"	Orange Wire
208F	14 AWG	5/16"	10.50"	Green Wire
209F	16 AWG	1/4"	9.25"	Black Wire
210F	14 AWG	3/8"	9.25"	Black Wire
211F	18 AWG	—	8.00"	Black Wire
212F	16 AWG	—	8.00"	Black Wire
213F	14 AWG	—	7.00"	(2) Gray Wires & (6) 16-14 AWG Connectors
214F	12 AWG	—	7.00"	(2) Teal Wires & (6) 12-10 AWG Connectors

## Starter Cable | Comes on Spools

Starter Cable (Battery Cable) is available with either red or black high temperature PVC insulation & in sizes 6 AWG to 4/0 AWG; full gauge copper conductor. Wire is rated at 60 Volts with a temperature rating of 105°C (221°F). RoHS compliant & conductors meet or exceed S.A.E. J1127 specifications. Resistant to chemicals, grease, oil, acid & abrasion. Recommended for connecting battery to switch, starter & ground. Wire is made in the USA.

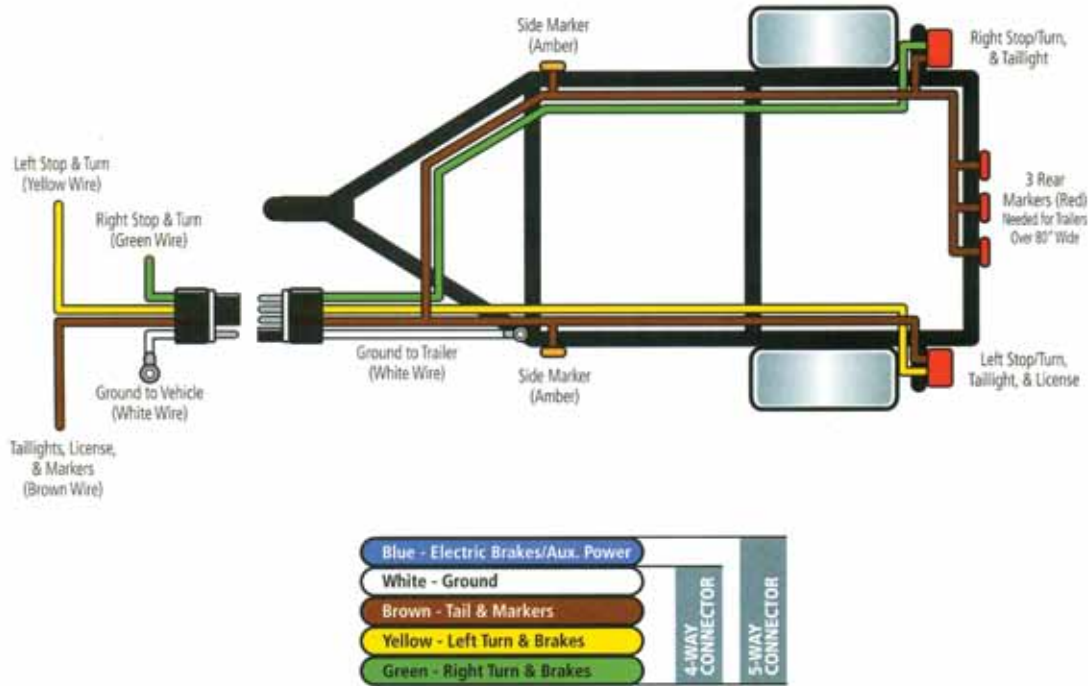
Gauge:	3/0 AWG	2/0 AWG	1/0 AWG	1 AWG	2 AWG	4 AWG	6 AWG
Length:	25Ft.	25Ft.	25Ft.	25Ft.	25Ft.	25Ft.	25Ft.
Black	27F	25F	23F	21F	22F	24F	20F
Red	37F	35F	33F	31F	32F	34F	30F
Gauge:	3/0 AWG	2/0 AWG	1/0 AWG	1 AWG	2 AWG	4 AWG	6 AWG
Length:	100Ft.	100Ft.	100Ft.	100Ft.	100Ft.	100Ft.	100Ft.
Black	27C	25C	23C	21C	22C	24C	20C
Red	37C	35C	33C	31C	32C	34C	30C

**\*\*4/0 is available upon request\*\***

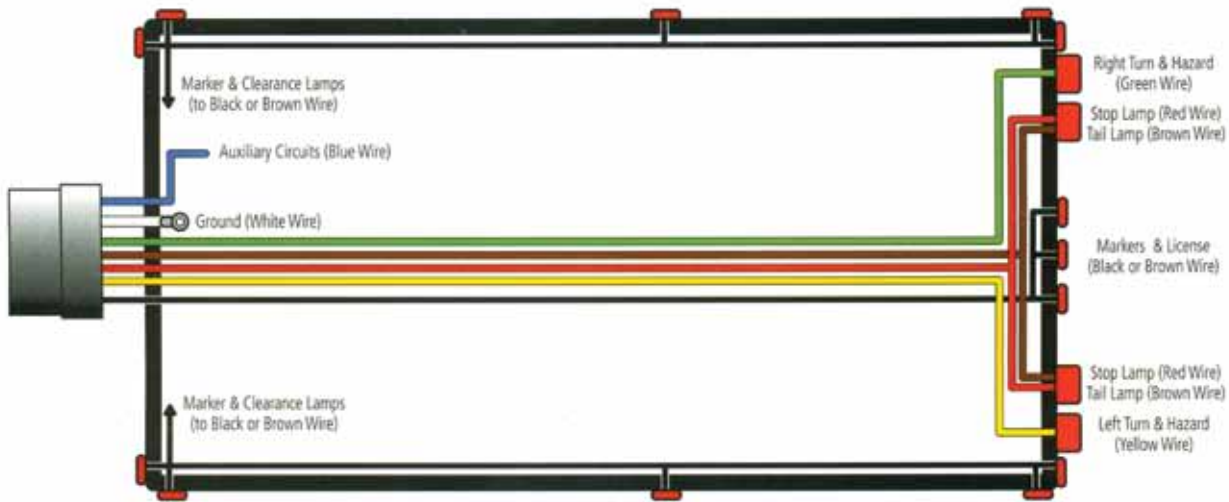
To order 500 Ft. spools put "D" after the part number - for example 27D.



### Trailer Wiring Recommendations



### Tractor Trailer Wiring Recommendations (RCCC & A.T.A.)



**(RCCC Recommended)**

White	Ground return to towing vehicle (8 AWG)
Black*	ICC required marker identifications and clearance lamps (12 AWG)
Yellow	Left-hand directional and hazard signal (12 AWG)
Red	Stop lamp and anti-wheel lock devices (10 AWG)
Green	Right-hand directional and hazard signal (12 AWG)
Brown*	Tail, license and clearance lamps (12 AWG)
Blue	Auxiliary circuits (12 AWG)

\*Leads should be balanced

**(A.T.A. Recommended)**

White	Ground return to towing vehicle (10 AWG)
Black	ICC required marker and clearance lamps (12 AWG)
Yellow	Left-hand directional signal (12 AWG)
Red	Stop lamp (12 AWG)
Green	Right-hand directional signal (12 AWG)
Brown	Tail, 3-bar marker and clearance lamps other than ICC Req. (12 AWG)
Blue	Auxiliary circuits (12 AWG)

# Battery Products

Made of quality copper conductor with cast antimonial lead universal terminals. Full-gauge stranded copper core is flexible for easy installation and allows maximum current for quick starting. Copper core extends to the end of the plated lug to give a one piece solid connection. Meets SAE standards. PVC insulation.

## Top Post Battery Cables - Fits up to 3/8" Stud

Auxiliary leads are 6" long. Single leads are 12 gauge. Dual leads consist of one 10 gauge and one 12 gauge wire.



No Lead

Part No.	Length	Gauge	Leads	Weight	Color	Quantity
3338F	10"	4	0	.5 lbs	Red	1
3353F	10"	4	0	.5 lbs	Black	1
3339F	12"	4	0	.5 lbs	Red	1
3354F	12"	4	0	.5 lbs	Black	1
3340F	15"	4	0	.6 lbs	Red	1
3355F	15"	4	0	.6 lbs	Black	1
3341F	20"	4	0	.6 lbs	Red	1
3356F	20"	4	0	.6 lbs	Black	1
3342F	25"	4	0	.7 lbs	Red	1
3357F	25"	4	0	.7 lbs	Black	1
3343F	27"	4	0	.7 lbs	Red	1
3358F	27"	4	0	.7 lbs	Black	1
3344F	32"	4	0	.8 lbs	Red	1
3359F	32"	4	0	.8 lbs	Black	1
3345F	34"	4	0	.9 lbs	Red	1
3360F	34"	4	0	.9 lbs	Black	1
3346F	38"	4	0	.9 lbs	Red	1
3361F	38"	4	0	.9 lbs	Black	1
3347F	43"	4	0	1 lb	Red	1
3362F	43"	4	0	1 lb	Black	1
3348F	48"	4	0	1.1 lbs	Red	1
3363F	48"	4	0	1.1 lbs	Black	1
3349F	53"	4	0	1.1 lbs	Red	1
3364F	53"	4	0	1.1 lbs	Black	1
3350F	56"	4	0	1.2 lbs	Red	1
3365F	56"	4	0	1.2 lbs	Black	1
3351F	65"	4	0	1.4 lbs	Red	1
3366F	65"	4	0	1.4 lbs	Black	1
3352F	72"	4	0	1.5 lbs	Red	1
3367F	72"	4	0	1.5 lbs	Black	1
3368F	10"	4	1	.5 lbs	Red	1
3384F	10"	4	1	.5 lbs	Black	1
3369F	12"	4	1	.5 lbs	Red	1
3385F	12"	4	1	.5 lbs	Black	1
3370F	15"	4	1	.6 lbs	Red	1
3386F	15"	4	1	.6 lbs	Black	1
3371F	20"	4	1	.6 lbs	Red	1
3387F	20"	4	1	.6 lbs	Black	1
3372F	25"	4	1	.7 lbs	Red	1
3388F	25"	4	1	.7 lbs	Black	1
3373F	27"	4	1	.8 lbs	Red	1
3389F	27"	4	1	.8 lbs	Black	1
3374F	32"	4	1	.9 lbs	Red	1
3390F	32"	4	1	.9 lbs	Black	1
3375F	34"	4	1	.9 lbs	Red	1
3391F	34"	4	1	.9 lbs	Black	1
3376F	38"	4	1	.9 lbs	Red	1
3392F	38"	4	1	.9 lbs	Black	1

## Top Post Battery Cables - Fits up to 3/8" Stud (cont)

Part No.	Length	Gauge	Leads	Weight	Color	Quantity
3377F	43"	4	1	1 lb	Red	1
3393F	43"	4	1	1 lb	Black	1
3378F	48"	4	1	1.1 lbs	Red	1
3394F	48"	4	1	1.1 lbs	Black	1
3379F	53"	4	1	1.1 lbs	Red	1
3395F	53"	4	1	1.1 lbs	Black	1
3380F	56"	4	1	1.2 lbs	Red	1
3396F	56"	4	1	1.2 lbs	Black	1
3381F	65"	4	1	1.3 lbs	Red	1
3397F	65"	4	1	1.3 lbs	Black	1
3382F	72"	4	1	1.4 lbs	Red	1
3398F	72"	4	1	1.4 lbs	Black	1
3383F	78"	4	1	1.4 lbs	Red	1
3399F	78"	4	1	1.4 lbs	Black	1
3400F	10"	2	0	.6 lbs	Red	1
3414F	10"	2	0	.6 lbs	Black	1
3401F	15"	2	0	.7 lbs	Red	1
3415F	15"	2	0	.7 lbs	Black	1
3402F	20"	2	0	.8 lbs	Red	1
3416F	20"	2	0	.8 lbs	Black	1
3403F	23"	2	0	.8 lbs	Red	1
3417F	23"	2	0	.8 lbs	Black	1
3404F	27"	2	0	.9 lbs	Red	1
3418F	27"	2	0	.9 lbs	Black	1
3405F	32"	2	0	1 lb	Red	1
3419F	32"	2	0	1 lb	Black	1
3406F	34"	2	0	1.1 lbs	Red	1
3420F	34"	2	0	1.1 lbs	Black	1
3407F	38"	2	0	1.2 lbs	Red	1
3421F	38"	2	0	1.2 lbs	Black	1
3408F	43"	2	0	1.3 lbs	Red	1
3422F	43"	2	0	1.3 lbs	Black	1
3409F	48"	2	0	1.4 lbs	Red	1
3423F	48"	2	0	1.4 lbs	Black	1
3410F	53"	2	0	1.5 lbs	Red	1
3424F	53"	2	0	1.5 lbs	Black	1
3411F	58"	2	0	1.6 lbs	Red	1
3425F	58"	2	0	1.6 lbs	Black	1
3412F	65"	2	0	1.7 lbs	Red	1
3426F	65"	2	0	1.7 lbs	Black	1
3413F	72"	2	0	1.8 lbs	Red	1
3427F	72"	2	0	1.8 lbs	Black	1
3428F	10"	2	1	.6 lbs	Red	1
3442F	10"	2	1	.6 lbs	Black	1
3429F	15"	2	1	.7 lbs	Red	1
3443F	15"	2	1	.7 lbs	Black	1
3430F	20"	2	1	.8 lbs	Red	1
3444F	20"	2	1	.8 lbs	Black	1
3431F	25"	2	1	.8 lbs	Red	1
3445F	25"	2	1	.8 lbs	Black	1
3432F	27"	2	1	.9 lbs	Red	1
3446F	27"	2	1	.9 lbs	Black	1
3433F	32"	2	1	1 lb	Red	1
3447F	32"	2	1	1 lb	Black	1
3434F	34"	2	1	1.1 lbs	Red	1
3448F	34"	2	1	1.1 lbs	Black	1



Single Lead



# Battery Products



## Top Post Battery Cables - Fits up to 3/8" Stud (cont)

Part No.	Length	Gauge	Leads	Weight	Color	Quantity
3435F	38"	2	1	1.2 lbs	Red	1
3449F	38"	2	1	1.2 lbs	Black	1
3436F	43"	2	1	1.3 lbs	Red	1
3450F	43"	2	1	1.3 lbs	Black	1
3437F	48"	2	1	1.4 lbs	Red	1
3451F	48"	2	1	1.4 lbs	Black	1
3438F	53"	2	1	1.5 lbs	Red	1
3452F	53"	2	1	1.5 lbs	Black	1
3439F	58"	2	1	1.6 lbs	Red	1
3453F	58"	2	1	1.6 lbs	Black	1
3440F	65"	2	1	1.7 lbs	Red	1
3454F	65"	2	1	1.7 lbs	Black	1
3441F	72"	2	1	1.8 lbs	Red	1
3455F	72"	2	1	1.8 lbs	Black	1

## Lawn and Garden Switch to Starter Cables - Fits up to 5/16" Stud, 6 Gauge

Part No.	Length	Stud	Weight	Color	Quantity
3295F	19"	Up to 5/16"	.3 lbs	Black	1
3296F	43"	Up to 5/16"	.8 lbs	Black	1
3297F	49"	Up to 5/16"	1 lb	Black	1

## Quick Connect Battery Cables

For fast, convenient replacement of hard to reach cables. Replaces the corroded portion, not the entire cable. Ideal for automotive, truck, farm and industrial equipment.

Part No.	Type	Gauge	Leads	Weight	Color	Quantity
3290F	Top Dual	4	1	.8 lbs	Black	1
3291F	Top	4	2	.6 lbs	Black	1
3292F	Side	4	2	.6 lbs	Black	1

## Side Terminal Battery Cables - Fits up to 3/8" Stud

Auxiliary leads are 4" long, 12 gauge wire. Bolt included.

Part No.	Length	Gauge	Leads	Weight	Color	Quantity
3470F	20"	4	1	.6 lbs	Red	1
3480F	20"	4	1	.6 lbs	Black	1
3471F	25"	4	1	.6 lbs	Red	1
3481F	25"	4	1	.6 lbs	Black	1
3472F	30"	4	1	.7 lbs	Red	1
3482F	30"	4	1	.7 lbs	Black	1
3473F	35"	4	1	.7 lbs	Red	1
3483F	35"	4	1	.7 lbs	Black	1
3474F	40"	4	1	.8 lbs	Red	1
3484F	40"	4	1	.8 lbs	Black	1
3475F	45"	4	1	.9 lbs	Red	1
3485F	45"	4	1	.9 lbs	Black	1
3476F	50"	4	1	.9 lbs	Red	1
3486F	50"	4	1	.9 lbs	Black	1
3477F	55"	4	1	1 lb	Red	1
3487F	55"	4	1	1 lb	Black	1
3478F	65"	4	1	1.1 lbs	Red	1
3488F	65"	4	1	1.1 lbs	Black	1
3479F	78"	4	1	1.3 lbs	Red	1
3489F	78"	4	1	1.3 lbs	Black	1



3290F  
Top Dual

3291F  
Top

3292F  
Side



## Booster Cables

- Made from 100% copper conductors
- Color-coded, tangle-free, dual cable construction
- Tough PVC insulation

**Booster Cables are Made in the U.S.A.**

### Commercial Service Booster Cables

Part#	Gauge	Length	AMP	Color	Packaging	Weight	Quantity
3557F <sup>1</sup>	4	20 Ft	500	Black/White	Retail Box	9.5 lbs	1
3558F <sup>1</sup>	4	16 Ft	500	Black/White	Retail Box	8.3 lbs	1

- <sup>1</sup> Includes Storage Bag  
 • English and Spanish



### Heavy Service Booster Cables

Part#	Gauge	Length	AMP	Color	Packaging	Weight	Quantity
3555F <sup>1</sup>	6	12 Ft	500	Black/Orange	Retail Box	5.5 lbs	1
3556F <sup>1</sup>	6	16 Ft	500	Black/Orange	Retail Box	6.2 lbs	1

- <sup>1</sup> Includes Storage Bag  
 • English and Spanish



### Medium Service Booster Cables

Part#	Gauge	Length	AMP	Color	Packaging	Weight	Quantity
3554F <sup>1</sup>	8	12 Ft	500	Black/Yellow	Retail Box	4.5 lbs	1
3553F <sup>▲</sup>	8	12 Ft	200	Black/Yellow	Storage Bag	3.1 lbs	1

- <sup>1</sup> Includes Storage Bag  
 • English and Spanish  
 ▲ English, French and Spanish



### Standard Service Booster Cables

Part#	Gauge	Length	AMP	Color	Packaging	Weight	Quantity
3552F <sup>▲</sup>	10	12 Ft	200	Black/Black	Sleeve	2.3 lbs	1

- ▲ English, French and Spanish

# Battery Products



Offset Angle



Straight



Same Side

## Switch to Starter Cables - Fits up to 3/8" Stud

Recommended for engine to ground connections.

Part No.	Length	Gauge	Leads	Weight	Color	Quantity
3500F	16"	4	0	.4 lbs	Red	1
3506F	16"	4	0	.4 lbs	Black	1
3501F	18"	4	0	.4 lbs	Red	1
3507F	18"	4	0	.4 lbs	Black	1
3502F	24"	4	0	.4 lbs	Red	1
3508F	24"	4	0	.4 lbs	Black	1
3503F	32"	4	0	.5 lbs	Red	1
3509F	32"	4	0	.5 lbs	Black	1
3504F	40"	4	0	.6 lbs	Red	1
3510F	40"	4	0	.6 lbs	Black	1
3505F	49"	4	0	.7 lbs	Red	1
3511F	49"	4	0	.7 lbs	Black	1
3512F	16"	2	0	.7 lbs	Red	1
3518F	16"	2	0	.7 lbs	Black	1
3513F	18"	2	0	.7 lbs	Red	1
3519F	18"	2	0	.7 lbs	Black	1
3514F	24"	2	0	.8 lbs	Red	1
3520F	24"	2	0	.8 lbs	Black	1
3515F	32"	2	0	.9 lbs	Red	1
3521F	32"	2	0	.9 lbs	Black	1
3516F	40"	2	0	1 lb	Red	1
3522F	40"	2	0	1 lb	Black	1
3517F	49"	2	0	1.1 lbs	Red	1
3523F	49"	2	0	1.1 lbs	Black	1

## Fleet Cables - 1/2" Stud Hole Size

Made with PVC insulated starter cable.

Part No.	Style	Length	Gauge	Weight	Color	Quantity
3570F	—	12"	2/0	1 lb	Black	1
3571F	—	24"	2/0	1.5 lbs	Black	1
3572F	—	36"	2/0	2 lbs	Black	1
3573F	—	48"	2/0	2.5 lbs	Black	1
3574F	—	60"	2/0	3 lbs	Black	1
3575F	—	72"	2/0	3.5 lbs	Black	1

## Jumper Cables

Made with welding cable. For series hook-up.

Part No.	Style	Length	Gauge	Weight	Color	Quantity
3530F	Offset Angle	8"	1	1.33 lbs	Black	1
3531F	Offset Angle	12"	1	1.5 lbs	Black	1
3532F	Straight	8"	1	1.33 lbs	Black	1
3533F	Straight	12"	1	1.5 lbs	Black	1
3534F	Same Side	8"	1	1.33 lbs	Black	1
3535F	Same Side	12"	1	1.5 lbs	Black	1
3536F	Offset Angle	8"	2/0	1.33 lbs	Black	1
3537F	Offset Angle	12"	2/0	1.5 lbs	Black	1
3538F	Offset Angle	19"	2/0	1.83 lbs	Black	1
3539F	Straight	8"	2/0	1.33 lbs	Black	1
3540F	Straight	12"	2/0	1.5 lbs	Black	1
3541F	Straight	19"	2/0	1.83 lbs	Black	1
3542F	Same Side	8"	2/0	1.33 lbs	Black	1
3543F	Same Side	12"	2/0	1.5 lbs	Black	1
3544F	Same Side	19"	2/0	1.83 lbs	Black	1

**Cup Style Charging Cable**

For group charging top post batteries.

Part No.	Style	Length	Gauge	Weight	Color	Quantity
3625F	Cup	15"	12	.31 lbs	Black	1



**Top Stud Stackable Battery Cables**

Made with welding cable. For group 31 stud batteries. Fits up to 3/8" stud.

Part No.	Style	Length	Gauge	Weight	Color	Quantity
3550F	—	7"	2/0	.5 lbs	Black	1
3551F	—	13"	2/0	.67 lbs	Black	1
3448F	—	9"	2/0	.5 lbs	Black	1
3449F	—	15"	2/0	.67 lbs	Black	1



**Harness Assemblies**

3560F & 3561F include 3 hex serrated flange nuts & 1 charging post for 3/8" stud type battery.

3562F & 3563F include 4 hex serrated flange nuts & 1 charging post for 3/8" stud type battery.

Part No.	Style	Length	Gauge	Weight	Color	Quantity
3560F	Two Battery	7"	2/0	1 lb	Red	1
3561F	Two Battery	7"	2/0	1 lb	Black	1
3562F	Three Battery	14"	2/0	2 lbs	Red	1
3563F	Three Battery	14"	2/0	2 lbs	Black	1



Two Battery

**Golf Cart Jumper Cables**

**Top Post Ends** - for series hook-up. **Stud-Tin Ends** - Lugs are tin-plated copper, 11/32" stud hole size.

Part No.	Style	Length	Gauge	Weight	Color	Quantity
3630F	Top Post Ends	9"	6	.6 lbs	Black	1
3638F	Top Post Ends	9"	6	.6 lbs	Red	1
3631F	Top Post Ends	12"	6	.7 lbs	Black	1
3639F	Top Post Ends	12"	6	.7 lbs	Red	1
3635F	Stud-Tin Ends	9"	6	.1 lb	Black	1
3643F	Stud-Tin Ends	9"	6	.1 lb	Red	1
3636F	Stud-Tin Ends	12"	6	.2 lbs	Black	1
3644F	Stud-Tin Ends	12"	6	.2 lbs	Red	1
3637F	Stud-Tin Ends	20"	6	.2 lbs	Black	1
3645F	Stud-Tin Ends	20"	6	.2 lbs	Red	1



Top Post Ends

Stud-Tin Ends

**Ground Straps - Fits up to 3/8" Stud**

Tin-plated copper braid.

Part No.	Style	Length	Gauge	Weight	Color	Quantity
3600F	—	7"	2	.5 lbs	—	1
3601F	—	9"	2	.5 lbs	—	1
3602F	—	11"	2	.6 lbs	—	1
3603F	—	14"	2	.6 lbs	—	1
3604F	—	16"	2	.7 lbs	—	1
3605F	—	19"	2	.7 lbs	—	1
3606F	—	24"	2	.8 lbs	—	1
3607F	—	27"	2	.9 lbs	—	1
3608F	—	7"	4	.5 lbs	—	1
3609F	—	9"	4	.5 lbs	—	1
3610F	—	11"	4	.6 lbs	—	1
3611F	—	14"	4	.6 lbs	—	1
3612F	—	16"	4	.7 lbs	—	1
3613F	—	19"	4	.7 lbs	—	1
3614F	—	24"	4	.8 lbs	—	1
3615F	—	27"	4	.9 lbs	—	1





# Battery Products



## Bonding Straps - Fits up to 3/8" Stud

Tin-plated copper braid.

Part No.	Style	Length	Gauge	Weight	Color	Quantity
3620F	—	8"	4	.2 lbs	—	1
3621F	—	12"	4	.2 lbs	—	1

## Lead Battery Terminals

- Fits positive or negative posts
- Bolts lock firmly from left to right side
- Lead alloy
- Threaded clamp avoids pull-out
- Steel inserts avoid stripping
- Universal - Holds cable or strap
- Removable plate for easy assembly



## Heavy-Duty Top Post Terminals - Fits 6 to 1 Gauge

Part No.	Type	Weight	Color	Quantity
3700F	Universal	.58 lbs	—	2
3700	Universal	2.7 lbs	—	10
3701F	Positive/Negative	.6 lbs	Red/Black Epoxy	1 Set
3701-1F	Negative	.35 lbs	Black Epoxy	1
3701-1	Negative	3.5 lbs	Black Epoxy	10
3701-2F	Positive	.35 lbs	Red Epoxy	1
3701-2	Positive	3.5 lbs	Red Epoxy	10



## 3-Way Top Post Terminals - Fits 6 to 1 Gauge

Part No.	Type	Weight	Color	Quantity
3702-1F	Negative	.44 lbs	—	1
3702-1	Negative	4.4 lbs	—	10
3702-2F	Positive	.44 lbs	—	1
3702-2	Positive	4.4 lbs	—	10
3702F	Positive/Negative	.88 lbs	—	1 Set



## Heavy-Duty Commercial Top Post Terminals - Fits 2 to 4/0 Gauge

Part No.	Type	Weight	Color	Quantity
3703F	Universal	1.2 lbs	—	1
3703	Universal	6 lbs	—	10



## Heavy-Duty Replacement Side Terminal - Fits 6 to 1 Gauge

Comes with 3/8" bolt. Replaces corroded O.E. terminals or convert conventional terminals to side terminals. Protruding ring assures positive contact and recessed circle affords exact positioning.

Part No.	Type	Weight	Color	Quantity
3710F	Universal	.58 lbs	—	2
3710	Universal	2.3 lbs	—	8



## Side Terminal Adapters

Converts post terminal battery for use with side terminal cables.

Part No.	Type	Weight	Color	Quantity
3730F	Positive/Negative	.91 lbs	—	1 Set
3730-1F	Negative	.45 lbs	—	1
3730-1	Negative	4.5 lbs	—	10
3730-2F	Positive	.45 lbs	—	1
3730-2	Positive	4.5 lbs	—	10

## Ordinance Bolt Type Terminals

Polarity specific. Lead construction. Long bolt allows for additional power connection.

Part No.	Type	Weight	Quantity
3750F	Universal	1.04 lbs	2
3750	Universal	5.2 lbs	10
3751F	Positive/Negative	1.04 lbs	1 Set
3751-1F	Negative	.52 lbs	1
3751-1	Negative	5.2 lbs	10
3751-2F	Positive	.52 lbs	1
3751-2	Positive	5.2 lbs	10



## Post to Threaded Connector Conversion Terminal - 3/8" Stud

Change a post type battery to a 3/8" stud type battery. Can be used with OE nut. Wing nut or hex nut can be used if clearance is a problem.

Part No.	Type	Weight	Quantity
3755F	Universal	.88 lbs	2
3755	Universal	4.4 lbs	10



## Quick Connect Battery Terminal

Designed for top post batteries. For use in passenger cars, light duty trucks, farm equipment, marine, RVs and ATVs. The cable easily detaches from the battery for anti-theft protection. Disconnecting also helps prevent electrical drain. Fits both positive and negative posts.

Part No.	Type	Weight	Quantity
3740F	Universal	.6 lbs	1
3740	Universal	6 lbs	10



## Wing Nut Terminals

Ideal for marine application. Clamp type wing nut terminal converts standard post battery to marine or other special uses. Epoxy coating aids in polarity identification & corrosion resistance.

Part No.	Stud Size	Color/Type	Weight	Quantity
3720F	5/16"	Universal	.72 lbs	2
3720	5/16"	Universal	3.6 lbs	10
3721F	3/8" Pos, 5/16" Neg	Positive/Negative	.72 lbs	1 Set
3721-1F	5/16"	Negative	.36 lbs	1
3721-1	5/16"	Negative	3.6 lbs	10
3721-2F	3/8"	Positive	.36 lbs	1
3721-2	3/8"	Positive	3.6 lbs	10
3723F	3/8" Pos, 5/16" Neg	Red/Black Epoxy	.8 lbs	1 Set
3723-1F	5/16"	Black Epoxy	.4 lbs	1
3723-1	5/16"	Black Epoxy	4 lbs	10
3723-2F	3/8"	Red Epoxy	.4 lbs	1
3723-2	3/8"	Red Epoxy	4 lbs	10



# Battery Products

## Copper Die Cast Battery Terminals

- Tin-plated to resist corrosion
- Copper die casting
- Gauge and polarity stamped on terminal
- Thicker wall for stronger crimp
- Tin-plated bolt and shoulder nut included



### Straight Terminals

Part No.	Type	Gauge	Weight	Quantity
3800F	Universal	4	.1 lb	1
3800	Universal	4	1 lb	10
3801F	Positive	4	.1 lb	1
3801	Positive	4	1 lb	10
3802F	Negative	4	.1 lb	1
3802	Negative	4	1 lb	10
3803F	Positive	1	.2 lbs	1
3803	Positive	1	2 lbs	10
3804F	Negative	1	.2 lbs	1
3804	Negative	1	2 lbs	10
3805F	Positive	1/0	.2 lbs	1
3805	Positive	1/0	2 lbs	10
3806F	Negative	1/0	.2 lbs	1
3806	Negative	1/0	2 lbs	10
3807F	Positive	2/0	.2 lbs	1
3807	Positive	2/0	2 lbs	10
3808F	Negative	2/0	.2 lbs	1
3808	Negative	2/0	2 lbs	10
3809F	Positive	3/0	.2 lbs	1
3809	Positive	3/0	2 lbs	10
3810F	Negative	3/0	.2 lbs	1
3810	Negative	3/0	2 lbs	10
3811F	Positive	4/0	.25 lbs	1
3811	Positive	4/0	2 lbs	8
3812F	Negative	4/0	.25 lbs	1
3812	Negative	4/0	2 lbs	8

### Flag Terminals

Part No.	Type	Gauge	Weight	Quantity
3820F	Positive	1/0	.25 lbs	1
3820	Positive	1/0	2 lbs	8
3821F	Negative	1/0	.25 lbs	1
3821	Negative	1/0	2 lbs	8
3822F	Positive	2/0	.38 lbs	1
3822	Positive	2/0	3 lbs	8
3823F	Negative	2/0	.38 lbs	1
3823	Negative	2/0	3 lbs	8
3824F	Positive	3/0	.38 lbs	1
3824	Positive	3/0	3 lbs	8
3825F	Negative	3/0	.38 lbs	1
3825	Negative	3/0	3 lbs	8
3826F	Positive	4/0	.38 lbs	1
3826	Positive	4/0	3 lbs	8
3827F	Negative	4/0	.38 lbs	1
3827	Negative	4/0	3 lbs	8



**Right Elbow Terminals**

Part No.	Type	Gauge	Weight	Quantity
3830F	Positive	1/0	.2 lbs	1
3830	Positive	1/0	2 lbs	10
3831F	Negative	1/0	.2 lbs	1
3831	Negative	1/0	2 lbs	10
3832F	Positive	2/0	.2 lbs	1
3832	Positive	2/0	2 lbs	10
3833F	Negative	2/0	.2 lbs	1
3833	Negative	2/0	2 lbs	10
3834F	Positive	3/0	.2 lbs	1
3834	Positive	3/0	2 lbs	10
3835F	Negative	3/0	.2 lbs	1
3835	Negative	3/0	2 lbs	10
3836F	Positive	4/0	.25 lbs	1
3836	Positive	4/0	2 lbs	8
3837F	Negative	4/0	.25 lbs	1
3837	Negative	4/0	2 lbs	8



**Left Elbow Terminals**

Part No.	Type	Gauge	Weight	Quantity
3840F	Positive	1/0	.2 lbs	1
3840	Positive	1/0	2 lbs	10
3841F	Negative	1/0	.2 lbs	1
3841	Negative	1/0	2 lbs	10
3842F	Positive	2/0	.2 lbs	1
3842	Positive	2/0	2 lbs	10
3843F	Negative	2/0	.2 lbs	1
3843	Negative	2/0	2 lbs	10
3844F	Positive	3/0	.2 lbs	1
3844	Positive	3/0	2 lbs	10
3845F	Negative	3/0	.2 lbs	1
3845	Negative	3/0	2 lbs	10
3846F	Positive	4/0	.25 lbs	1
3846	Positive	4/0	2 lbs	8
3847F	Negative	4/0	.25 lbs	1
3847	Negative	4/0	2 lbs	8



**Splices**

Tin-plated copper. Copper die casting. Thicker wall for stronger crimp. Resists corrosion.

Part No.	Type	Gauge	Weight	Quantity
3870F	Splice	1/0	.1 lb	1
3870	Splice	1/0	1 lb	10
3871F	Splice	2/0	.1 lb	1
3871	Splice	2/0	1 lb	10
3872F	Splice	3/0	.1 lb	1
3872	Splice	3/0	1 lb	10
3873F	Splice	4/0	.1 lb	1
3873	Splice	4/0	1 lb	10



**3/8" Stud Top/Side Mount Terminal**

Tin-plated copper. Copper die casting. Thicker wall for stronger crimp. Resists corrosion.

Part No.	Type	Gauge	Weight	Quantity
3880F	Universal/Single	2/0	.1 lb	1
3880	Universal/Single	2/0	1 lb	10
3881F	Universal/Dual	2/0	.2 lbs	1
3881	Universal/Dual	2/0	2 lbs	10





# Battery Products



## Brass Terminals

Excellent for marine applications because they are corrosion resistant. Positive terminal stud size is 3/8".

Part No.	Stud Size	Type	Weight	Quantity
3708F	5/16"	Universal	.2 lbs	1
3708	5/16"	Universal	2 lbs	10
3725F	3/8" & 5/16"	Positive/Negative	.8 lbs	1 Set
3725	3/8" & 5/16"	Positive/Negative	8 lbs	10 Sets

## Lead Free Quick Clamp™ Terminal

Tin-plated brass terminal. Allows easy, tool-free detachment from battery. All hardware (nuts & washer) is included.

Part No.	Stud Size	Type	Weight	Quantity
3773F	5/16"	1 Positive/1 Negative	.42 lbs	1 Set

*Kit includes: 4 copper lugs, 1 positive & 1 negative Quick Clamp Terminal.*

## Battery Terminal Accessories

### Replacement Side Terminal Bolt

UNC is a course-threaded bolt. For use with JT&T replacement side terminals.

Part No.	Thread Size	Weight	Quantity
3711F	3/8"- 16 UNC	.08 lbs	2
3711	3/8"- 16 UNC	.4 lbs	10
3711P	3/8"- 16 UNC	1 lb	25

### Side Terminal Charging Posts

Charging post sets — one positive, one negative — greatly facilitate charging of side terminal batteries. Posts have 3/8" threaded stud to screw into side terminal batteries for easy charging with conventional charging equipment. **Not intended for side terminal to post conversion.**

Part No.	Type	Weight	Quantity
3745F	Positive/Negative	.4 lbs	1 Set
3745-1F	Negative	.2 lbs	1
3745-1	Negative	2 lbs	10
3745-2F	Positive	.2 lbs	1
3745-2	Positive	2 lbs	10

### Charging Posts with Ears | 3/8" Threaded Stud

Easy, finger tight installation. Facilitate charging and testing of side terminal batteries. Posts have 3/8" threaded stud to screw into side terminal batteries.

Part No.	Type	Weight	Quantity
3746F	Side	.3 lbs	2
3746	Side	1.5 lbs	10

### Garden Tractor Bolt w/ Nut

Battery replacement hex head bolt and nut for utility and garden tractors. Zinc-plated. Fits group U1 Batteries.

Part No.	Bolt Size	Hex Nut	Weight	Quantity
3760F	1/4"-20 x 3/4"	1/4"-20	.1 lb	2 Sets
3760	1/4"-20 x 3/4"	1/4"-20	1 lb	10 Sets

### Battery Bolt w/ Shoulder Nut

Part No.	Bolt Size	Hex Nut	Weight	Quantity
3761F	5/16"-18 x 1-1/4"	5/16"-18	.1 lb	2 Sets
3761	5/16"-18 x 1-1/4"	5/16"-18	1 lb	10 Sets

**OE Replacement Side Terminal Bolts**

Use long bolt and spacer for dual cable hook-up. Bolt head 5/16".

Part No.	Type	Thread Size	Weight	Quantity
3762F	Short	3/8"-16 UNC	.06 lbs	1
3762	Short	3/8"-16 UNC	.6 lbs	10
3763F	Long, 1.685"	3/8"-16 UNC	.1 lb	1
3763	Long, 1.685"	3/8"-16 UNC	1 lb	10

**Lead Free Terminals**

Part No.	Stud Size	Weight	Quantity
3705F	5/16"	.4 lbs	2 Sets
3705	5/16"	2 lbs	10 Sets

Each set comes with two lugs to fit 5/16" studs.

**Lead Spacer for Side Terminal Bolt**

Part No.	Size	Weight	Quantity
3712F	3/8"	.2 lbs	2
3712	3/8"	.8 lbs	10
3712P	3/8"	2 lbs	25

**Universal Side Terminal Conversion Post**

Extends above the battery to convert side terminal battery to post terminal. For use with post terminal battery cables or for group charging.

Part No.	Type	Weight	Quantity
3756F	Universal	.64 lbs	2
3756	Universal	3.2 lbs	10

**Group 31 or Stud Style Conversion Post**

Converts 3/8" stud type terminals to standard post type terminals. Used as an adapter for group hook-up batteries or to convert stud type commercial batteries for use with post type battery cables.

Part No.	Type	Stud	Weight	Quantity
3757F	Universal	3/8"	.3 lbs	2
3757	Universal	3/8"	1.5 lbs	10

**Flag to Post Terminal Adapter**

Designed to easily convert most Group U1 flag terminal batteries to post terminal applications where required.

Part No.	Size	Weight	Quantity
3758F	—	.4 lbs	2
3758	—	2 lbs	10

**Group 31 Nuts**

Closed top is made of stainless steel sintered metal and has 3/8"-16 UNC thread and 9/16" hex head. Open top is made of stainless steel and has 9/16" hex head.

Part No.	Type	Thread Size	Hex Head	Weight	Quantity
3890F	Closed Top	3/8"-16 UNC	9/16"	.2 lbs	2
3890	Closed Top	3/8"-16 UNC	9/16"	1 lb	10
3891F	Open Top	—	9/16"	.2 lbs	2
3891	Open Top	—	9/16"	1 lb	10

**Brass Bolt Extenders**

For adding direct to battery auxiliary connections.

Part No.	Type	Thread Size	Weight	Quantity
3770F	1-3/4" Short Side	3/8"-16 UNC	.1 lb	1
3770	1-3/4" Short Side	3/8"-16 UNC	1 lb	10
3771F	1-13/16" Long Side	3/8"-16 UNC	.4 lbs	1
3771	1-13/16" Long Side	3/8"-16 UNC	4 lbs	10
3772F	1-7/16" Top Post	5/16"-18 UNC	.4 lbs	1
3772	1-7/16" Top Post	5/16"-18 UNC	4 lbs	10



Long

Short



3705

3712




Closed Top


Open Top



Long Side



Short Side



Top Post

# Battery Products

- Lugs can be crimped or soldered and are stackable.
- Gauge stamped on lug for quick identification.



## H.D. Seamless Copper Lugs with Flared Ends

Part No.	Gauge	Stud Size	Quantity
1300F	8	10	5
1300FPB	8	10	10
1300P	8	10	25
1300C	8	10	100
1344F	8	1/4"	5
1344FPB	8	1/4"	10
1344P	8	1/4"	25
1344C	8	1/4"	100
1345F	8	5/16"	5
1345FPB	8	5/16"	10
1345P	8	5/16"	25
1345C	8	5/16"	100
1346F	8	3/8"	5
1346FPB	8	3/8"	10
1346P	8	3/8"	25
1346C	8	3/8"	100
1347F	8	1/2"	5
1347FPB	8	1/2"	10
1347P	8	1/2"	25
1347C	8	1/2"	100
1301F	6	10	5
1301FPB	6	10	10
1301P	6	10	25
1301C	6	10	100
1303F	6	1/4"	5
1303FPB	6	1/4"	10
1303P	6	1/4"	25
1303C	6	1/4"	100
1302F	6	5/16"	5
1302FPB	6	5/16"	10
1302P	6	5/16"	25
1302C	6	5/16"	100
1305F	6	3/8"	5
1305FPB	6	3/8"	10
1305P	6	3/8"	25
1305C	6	3/8"	100
1306F	6	1/2"	5
1306FPB	6	1/2"	10
1306P	6	1/2"	25
1306C	6	1/2"	100
1307F	4	1/4"	5
1307FPB	4	1/4"	10
1307P	4	1/4"	25
1307C	4	1/4"	100
1308F	4	5/16"	5
1308FPB	4	5/16"	10
1308P	4	5/16"	25
1308C	4	5/16"	100
1309F	4	3/8"	5
1309FPB	4	3/8"	10
1309P	4	3/8"	25
1309C	4	3/8"	100

## H.D. Seamless Copper Lugs with Flared Ends (cont)

Part No.	Gauge	Stud Size	Quantity
1310F	4	1/2"	5
1310FPB	4	1/2"	10
1310P	4	1/2"	25
1310C	4	1/2"	100
1312F	2	1/4"	5
1312FPB	2	1/4"	10
1312P	2	1/4"	25
1312C	2	1/4"	100
1313F	2	5/16"	5
1313FPB	2	5/16"	10
1313P	2	5/16"	25
1313C	2	5/16"	100
1314F	2	3/8"	5
1314FPB	2	3/8"	10
1314P	2	3/8"	25
1314C	2	3/8"	100
1315F	2	1/2"	5
1315FPB	2	1/2"	10
1315P	2	1/2"	25
1315C	2	1/2"	100
1318F	1	1/4"	5
1318FPB	1	1/4"	10
1318P	1	1/4"	25
1318C	1	1/4"	100
1316F	1	5/16"	5
1316FPB	1	5/16"	10
1316P	1	5/16"	25
1316C	1	5/16"	100
1319F	1	3/8"	5
1319FPB	1	3/8"	10
1319P	1	3/8"	25
1319C	1	3/8"	100
1320F	1	1/2"	5
1320FPB	1	1/2"	10
1320P	1	1/2"	25
1320C	1	1/2"	100
1322F	1/0	1/4"	5
1322FPB	1/0	1/4"	10
1322P	1/0	1/4"	25
1322C	1/0	1/4"	100
1323F	1/0	5/16"	5
1323FPB	1/0	5/16"	10
1323P	1/0	5/16"	25
1323C	1/0	5/16"	100
1324F	1/0	3/8"	5
1324FPB	1/0	3/8"	10
1324P	1/0	3/8"	25
1324C	1/0	3/8"	100
1325F	1/0	1/2"	5
1325FPB	1/0	1/2"	10
1325P	1/0	1/2"	25
1325C	1/0	1/2"	100
1328F	2/0	1/4"	5
1328FPB	2/0	1/4"	10
1328P	2/0	1/4"	25
1328C	2/0	1/4"	100





# Battery Products



## H.D. Seamless Copper Lugs with Flared Ends (cont)

Part No.	Gauge	Stud Size	Pack
1329F	2/0	5/16"	5
1329FPB	2/0	5/16"	10
1329P	2/0	5/16"	25
1329C	2/0	5/16"	100
1330F	2/0	3/8"	5
1330FPB	2/0	3/8"	10
1330P	2/0	3/8"	25
1330C	2/0	3/8"	100
1331F	2/0	1/2"	5
1331FPB	2/0	1/2"	10
1331P	2/0	1/2"	25
1331C	2/0	1/2"	100
1336F	3/0	3/8"	5
1336FPB	3/0	3/8"	10
1336P	3/0	3/8"	25
1336C	3/0	3/8"	100
1337F	3/0	1/2"	5
1337FPB	3/0	1/2"	10
1337P	3/0	1/2"	25
1337C	3/0	1/2"	100
1342F	4/0	3/8"	5
1342FPB	4/0	3/8"	10
1342P	4/0	3/8"	25
1342C	4/0	3/8"	100
1343F	4/0	1/2"	5
1343FPB	4/0	1/2"	10
1343P	4/0	1/2"	25
1343C	4/0	1/2"	100

## Terminal Protectors

### Terminal Protectors Help Prevent:

- Terminals accidentally coming in contact with each other.
- Power robbing corrosion build up that inhibits cranking power.
- Loss of charge due to electrical leakage, extending the lives of batteries, terminals and hold downs.
- Unnecessary water loss from overcharging.
- Unnecessary fuel consumption by eliminating the energy wasted by overcharging.
- Installation hassles. No special tools are required.

### Battery Cable Terminal Protector Boots | Top Post

Temperature rating 80°C (176° F). Meets V-2 UL 94 standards. Identifies polarity.



Straight


Part No.	Type	Gauge	Weight	Color	Quantity
3900F	Straight	4-6	.2 lbs	Black/Red	1 Set
3900	Straight	4-6	1 lb	Black/Red	5 Sets
3900-1F	Straight	4-6	.1 lb	Black	1
3900-1	Straight	4-6	1 lb	Black	10
3900-2F	Straight	4-6	.1 lb	Red	1
3900-2	Straight	4-6	1 lb	Red	10

**Battery Cable Terminal Protector Boots | Top Post (cont)**

Part No.	Type	Gauge	Weight	Color	Quantity
3901F	Straight	1-2	.2 lbs	Black/Red	1 Set
3901	Straight	1-2	1 lb	Black/Red	5 Sets
3901-1F	Straight	1-2	.1 lb	Black	1
3901-1	Straight	1-2	1 lb	Black	10
3901-2F	Straight	1-2	.1 lb	Red	1
3901-2	Straight	1-2	1 lb	Red	10
3902F	Straight	1/0-2/0	.2 lbs	Black/Red	1 Set
3902	Straight	1/0-2/0	1 lb	Black/Red	5 Sets
3902-1F	Straight	1/0-2/0	.1 lb	Black	1
3902-1	Straight	1/0-2/0	1 lb	Black	10
3902-2F	Straight	1/0-2/0	.1 lb	Red	1
3902-2	Straight	1/0-2/0	1 lb	Red	10
3903F	Flag	2	.2 lbs	Black/Red	1 Set
3903	Flag	2	1 lb	Black/Red	5 Sets
3903-1F	Flag	2	.1 lb	Black	1
3903-1	Flag	2	1 lb	Black	10
3903-2F	Flag	2	.1 lb	Red	1
3903-2	Flag	2	1 lb	Red	10
3904F	Flag	2/0	.2 lbs	Black/Red	1 Set
3904	Flag	2/0	1 lb	Black/Red	5 Sets
3904-1F	Flag	2/0	.1 lb	Black	1
3904-1	Flag	2/0	1 lb	Black	10
3904-2F	Flag	2/0	.1 lb	Red	1
3904-2	Flag	2/0	1 lb	Red	10
3905F	Right Elbow	2	.2 lbs	Black/Red	1 Set
3905	Right Elbow	2	1 lb	Black/Red	5 Sets
3905-1F	Right Elbow	2	.1 lb	Black	1
3905-1	Right Elbow	2	1 lb	Black	10
3905-2F	Right Elbow	2	.1 lb	Red	1
3905-2	Right Elbow	2	1 lb	Red	10
3906F	Right Elbow	2/0	.2 lbs	Black/Red	1 Set
3906	Right Elbow	2/0	1 lb	Black/Red	5 Sets
3906-1F	Right Elbow	2/0	.1 lb	Black	1
3906-1	Right Elbow	2/0	1 lb	Black	10
3906-2F	Right Elbow	2/0	.1 lb	Red	1
3906-2	Right Elbow	2/0	1 lb	Red	10
3907F	Left Elbow	2	.2 lbs	Black/Red	1 Set
3907	Left Elbow	2	1 lb	Black/Red	5 Sets
3907-1F	Left Elbow	2	.1 lb	Black	1
3907-1	Left Elbow	2	1 lb	Black	10
3907-2F	Left Elbow	2	.1 lb	Red	1
3907-2	Left Elbow	2	1 lb	Red	10
3908F	Left Elbow	2/0	.2 lbs	Black/Red	1 Set
3908	Left Elbow	2/0	1 lb	Black/Red	5 Sets
3908-1F	Left Elbow	2/0	.1 lb	Black	1
3908-1	Left Elbow	2/0	1 lb	Black	10
3908-2F	Left Elbow	2/0	.1 lb	Red	1
3908-2	Left Elbow	2/0	1 lb	Red	10



Straight



Flag



Right Elbow



Left Elbow

# Battery Products



Left and Right Elbow

## Lawn and Garden Terminal Protector Boots

Part No.	Type	Gauge	Weight	Color	Quantity
3909F	Right Elbow	4-8	.2 lbs	Black/Red	1 Set
3909	Right Elbow	4-8	1 lb	Black/Red	5 Sets
3909-1F	Right Elbow	4-8	.1 lb	Black	1
3909-1	Right Elbow	4-8	1 lb	Black	10
3909-2F	Right Elbow	4-8	.1 lb	Red	1
3909-2	Right Elbow	4-8	1 lb	Red	10
3910F	Left Elbow	4-8	.2 lbs	Black/ Red	1 Set
3910	Left Elbow	4-8	1 lb	Black/ Red	5 Sets
3910-1F	Left Elbow	4-8	.1 lb	Black	1
3910-1	Left Elbow	4-8	1 lb	Black	10
3910-2F	Left Elbow	4-8	.1 lb	Red	1
3910-2	Left Elbow	4-8	1 lb	Red	10



## Marine Terminal Protector Boots

Part No.	Type	Gauge	Weight	Color	Quantity
3911F	Dual Post	—	.2 lbs	Black/Red	1 Set
3911	Dual Post	—	1 lb	Black/Red	5 Sets
3911-1F	Dual Post	—	.1 lb	Black	1
3911-1	Dual Post	—	1 lb	Black	10
3911-2F	Dual Post	—	.1 lb	Red	1
3911-2	Dual Post	—	1 lb	Red	10

## Top Post and Side Post Terminal Protectors

Terminal protectors extend the life of batteries and terminals. They help prevent corrosion.

Part No.	Type	Weight	Color	Quantity
3930F	Top/Side Combo	.04 lbs	Black/Red	1 Set
3930	Top/Side Combo	1 lb	Black/Red	25 Sets
3931F	Top	5 lbs	Black	100
3933F	Side	5 lbs	Black	100
3934F	Marine 3/8"	5 lbs	Black	100
3935F	Golf Car 5/16"	5 lbs	Black	100
3936F	Premium Top/Side Combo	.09 lbs	Black/Red	1 Set

## Battery Terminal Protection Spray

Resists battery corrosion and prolongs battery life. Lead free formula.

Part No.	Size	Weight	Quantity
3940F	10 oz	1 lb	1
3941F	3/4 oz	.17 lbs	1

## Battery Cleaner Spray

Penetrates, loosens and neutralizes all acid corrosion deposits. Helps eliminate energy loss with regular maintenance.

Part No.	Size	Weight	Quantity
3942F	15 oz	1.25 lbs	1
3943F	1-1/8 oz	.17 lbs	1



Premium Top & Side

Top & Side



3940F



3941F



3942F



3943F

**Universal Type Battery Hold-Downs**

Part No.	Description	Weight	Quantity
3950F	Base Mount	.5 lbs	1
3951F	6-7/8" Cross-Bar	.5 lbs	1
3952F	5-1/8" x 7-5/8" Cross-Bar	.2 lbs	1
3953F	6-7/8" Adjustable Mount Cross-Bar	.8 lbs	1
3954F	10-1/4" x 6-7/8" Perimeter	.6 lbs	1



**Battery Hold-Down Bolts, Washers and Nuts**

Heavy tempered steel bolts. Wing nuts for quick, easy assembly. Washers are included.

Part No.	Type	Size	Weight	Quantity
3960F	J	6" x 1/4"	.3 lbs	1 Kit (6 pcs)
3961F	J	8" x 1/4"	.3 lbs	1 Kit (6 pcs)
3962F	J	10" x 1/4"	.4 lbs	1 Kit (6 pcs)
3963F	L	10" x 1/4"	.4 lbs	1 Kit (6 pcs)
3964F	J	12" x 1/4"	.6 lbs	1 Kit (6 pcs)
3965F	Heavy-Duty-J	12" x 5/16"	.6 lbs	1 Kit (6 pcs)
3955F	J	6-7/8" Rubber Hold Down Kit	.7 lbs	1 Kit (5 pcs)



J-Type



L-Type



J-Type (3955F)

**Safety Grip Hold-Downs for 6 & 12 Volt Applications**

Part No.	Size	Group Size App	Weight	Quantity
3970F	6-7/8" x 10-7/8"	24/24F	1 lb	1
3971F	6-7/8" x 12-1/8"	27	1 lb	1
3972F	5-1/4" x 7-7/8"	U1	1 lb	1
*3973F	6-3/4" x 13-5/8"	30	1 lb	1
3974F	8-7/8" x 20-7/8"	4D	2 lbs	1
3975F	7-1/8" x 13-1/4"	4	3 lbs	1
3976F	6-7/8" x 13-1/8"	31	1 lb	1
3977F	13-3/4" x 13-1/8"	31 (for two group 31 batteries)	2 lbs	1

\*3973F NOTE: Clip is welded on. Non-adjustable.

**Universal Battery Tray**

Made with durable rust and corrosion resistant polypropylene.

Part No.	Size	Group Size	Weight	Quantity
3980F	11-1/2" x 8-1/2"	24	.6 lbs	1
3981F	14" x 7-7/8"	27/31	.8 lbs	1



**Battery Boxes**

Low profile polypropylene boxes protect battery for longer life and safer operation in marine and commercial applications. Vented for safety. Includes all hardware for installation.

Part No.	Outside Dimensions (L x W x H)	Inside Dimensions (L x W x H)	Group Size	Weight	Quantity
3982F	14-5/16" x 9-3/4" x 10-3/4"	10-5/8" x 7-3/16" x 9-3/4"	Marine 24	2 lbs	1
*3983F	17" x 9-3/4" x 11"	13-1/2" x 7-1/8" x 10"	Marine 27/31	2.5 lbs	1
3984F	10-1/2" x 7-1/4" x 8-1/2"	8-1/4" x 5-3/8" x 8-1/8"	U1	1.34 lbs	1

\*3983F NOTE: Includes spacer.





# Battery Products

## Battery Tools and Accessories

### Safety Grip Battery Lifters for Post Terminal Batteries

Heavy-Duty, acid resistant vinyl carrier straps have plated metal parts to resist rust and corrosion.

Part No.	Size	Weight	Quantity
5025F	14"	.3 lbs	1
5026F	21"	.3 lbs	1

### Sure Grip Battery Carrier

Saw tooth gripping arm grasps tightly on all surfaces. Heavy-Duty construction resists acid.

Part No.	Size	Weight	Quantity
5028F	—	.67 lbs	1

### Battery Post and Terminal Cleaner

Cleans SAE top posts and matching cable connections.

Part No.	Size	Weight	Quantity
5029F	—	.2 lbs	1

### Battery Terminal Spreader

Part No.	Size	Weight	Quantity
5030F	—	.7 lbs	1

### Post Terminal Lifter

Part No.	Size	Weight	Quantity
5031F	—	.5 lbs	1

### Angled Nose Pliers

Part No.	Size	Weight	Quantity
5032F	—	.5 lbs	1

### Locking Anti-Rotating Stackable Lugs (Tin-Plated Copper)

Part No.	Gauge	Stud Size	Weight	Quantity
3774F	1/0	3/8"	.3 lbs	3
3774	1/0	3/8"	1 lb	10
3775F	2/0	3/8"	.3 lbs	3
3775	2/0	3/8"	1 lb	10
3776F	3/0	3/8"	.3 lbs	3
3776	3/0	3/8"	1 lb	10

### Lead Shims

Helps re-build battery posts & cable clamp connections.

Part No.	Type	Weight	Quantity
3706F	Universal	.08 lbs	2
3706	Universal	.4 lbs	10
3706P	Universal	1 lb	25



3774F 3775F 3776F



## Battery Combo Terminal Wrench

Suitable for OE top (10mm) and 5/16" side terminal bolts.

Part No.	Size	Weight	Quantity
5033F	—	.3 lbs	1



## 3-Way Cleaning and Cutting Tool

Part No.	Size	Weight	Quantity
5034F	—	.5 lbs	1



## 10-4/0 Gauge Cable Stripping Tool

Part No.	Size	Weight	Quantity
5035F	—	1 lb	1



## 24-10 Gauge Cable Stripping and Cutting Tool

Part No.	Size	Weight	Quantity
5036F	—	1 lb	1



## 4/0 Gauge Cable Cutter

Heavy-Duty wire cutter with cushion grips. Cuts up to 4/0 gauge.

Part No.	Size	Weight	Quantity
5037F	—	1 lb	1



## 8-1/0 Gauge Heavy-Duty Cable Crimper | Cub Type

Part No.	Size	Weight	Quantity
5038F	—	4 lbs	1



## 6-4/0 Gauge Heavy-Duty Cable Crimper | Hex Type

Part No.	Size	Weight	Quantity
5039F	—	6 lbs	1



## 8-4/0 Gauge Hammer Crimper

Crimping tool driven by hammer impact with locking lever for easy loading.

Part No.	Size	Weight	Quantity
5040F	—	2 lbs	1



## Solder Pellets

Use to attach battery lug to cable.

Part No.	Gauge	Weight	Quantity
3777F	4	1 lb	10
3778F	2	1 lb	10
3779F	1	1 lb	10
3780F	1/0	1 lb	10
3781F	2/0	1 lb	10
3782F	3/0	1 lb	10
3783F	4/0	1 lb	10



# Battery Products



## Bulb Type Battery Filler

6 oz. filler with 6" spout.

Part No.	Size	Weight	Quantity
5042F	—	.5 lbs	1



## Temperature Correcting Hydrometer

Features both temperature and float for calibrated readings. Glass tube. Provides accurate battery charge condition.

Part No.	Size	Weight	Quantity
5043F	—	.5 lbs	1



## Dial-Type Battery Tester

Dial indicates battery charge and specific gravity. Tests all 6, 12, & 24 Volt systems. Helps extend battery life. Avoid dead batteries. Permanent instructions on back of each tester.

Part No.	Size	Weight	Quantity
5044F	—	.4 lbs	1



## Battery Isolator Switch with 2 Keys

Single circuit battery master switch. Includes 2 detachable keys for theft protection. Includes 2 ring terminals to connect isolator switch to battery. 2 position on/off with removable keys. Maximum load (5 seconds): 12 Volt @ 500 AMP DC Momentary. Maximum Continuous Rating: 12 Volt @ 100 AMP DC. Ideal product for automotive, RV, marine & farm equipment. Instructions included.

Part No.	Stud	Mounting Hole Size	Weight	Quantity
2699F	3/8"	3/16"	.3 lbs	1 Set

## Booster Cable Clamps



### 50A Copper-Plated Steel Clamps | Crimp Type

Testing and specialty clamp, designed for battery chargers, tune-up and test equipment. Provides maximum current carrying capacity. Cable clamps are color coated red and black for safety.

Part No.	Insulation Color	AMP	Weight	Quantity
257F	Red/Black	50	.16 lbs	1 Set



### 500A PVC-Coated Steel Heavy-Duty Clamps | E-Z Reach™ Type

Designed to grip securely to side terminal, post terminal batteries, and remote access terminals. Provides maximum current carrying capacity. Cable clamps are color coated red and black for safety.

Part No.	Insulation Color	AMP	Weight	Quantity
258F	Red/Black	500	1.16 lbs	1 Set

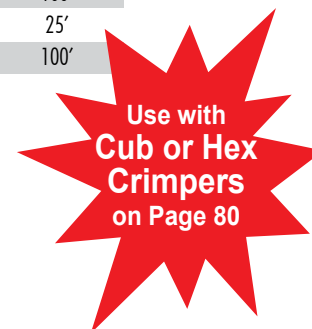
## Starter Cable

- Full gauge copper conductor
- Tough, high temperature PVC insulation — abrasion and chemical resistant
- Recommended for connecting battery to switch, starter and ground
- For use at 60 Volts or less
- Meets SAE J1127 specifications
- Temperature rating of 105° C (221° F)
- RoHS compliant
- Normal low temperature rating of -50° C (-58° F)
- Wire is made in the U.S.A.



### Starter Cable

Part No.	Gauge	Weight	Stranding	Color	Quantity
30F	6	4 lbs	49	Red	25'
30C	6	15 lbs	49	Red	100'
20F	6	4 lbs	49	Black	25'
20C	6	15 lbs	49	Black	100'
34F	4	5 lbs	70	Red	25'
34C	4	16 lbs	70	Red	100'
24F	4	5 lbs	70	Black	25'
24C	4	16 lbs	70	Black	100'
32F	2	8 lbs	133	Red	25'
32C	2	30 lbs	133	Red	100'
22F	2	8 lbs	133	Black	25'
22C	2	30 lbs	133	Black	100'
31F	1	9 lbs	133	Red	25'
31C	1	35 lbs	133	Red	100'
21F	1	9 lbs	133	Black	25'
21C	1	35 lbs	133	Black	100'
33F	1/0	11 lbs	133	Red	25'
33C	1/0	45 lbs	133	Red	100'
23F	1/0	11 lbs	133	Black	25'
23C	1/0	45 lbs	133	Black	100'
35F	2/0	14 lbs	133	Red	25'
35C	2/0	55 lbs	133	Red	100'
25F	2/0	14 lbs	133	Black	25'
25C	2/0	55 lbs	133	Black	100'
27F	3/0	18 lbs	259	Black	25'
27C	3/0	70 lbs	259	Black	100'
37F	3/0	18 lbs	259	Red	25'
37C	3/0	70 lbs	259	Red	100'





# Switches

## Selecting a Switch

There are three important features to consider when selecting a switch:

1. **Contacts** - e.g. single pole, double throw.
2. **Ratings** - maximum voltage and current.
3. **Method of Operation** - toggle, slide, key, etc.

## Glossary of Terms for Switch Contacts

**S.P.S.T.** - Single Pole, Single Throw.

**S.P.D.T.** - Single Pole, Double Throw.

**D.P.S.T.** - Double Pole, Single Throw.

**D.P.D.T.** - Double Pole, Double Throw.

**Pole** - number of switch contact sets.

**Throw** - number of conducting positions, single or double.

**Way** - number of conducting positions, three or more.

**Momentary** - switch returns to its normal position when released.

**Open** - off position, contacts not conducting.

**Closed** - on position, contacts conducting, there may be several on positions.

**For example:** the simplest on-off switch has one set of contacts (single pole) and one switching position which conducts (single throw). The switch mechanism has two positions: open (off) and closed (on), but it is called 'single throw' because only one position conducts.

## Switch Contact Ratings

Switch contacts are rated with a maximum voltage and current, and there may be different ratings for AC and DC. The AC values are higher because the current falls to zero many times each second and an arc is less likely to form across the switch contacts.

*This information is courtesy of [www.ElectronicsClub.com](http://www.ElectronicsClub.com).*

## Switch Specifications

### S.P.S.T. On/Off

**Has two positions:**  
Closed (on) and open (off).  
Only closed (on) position can power the load.



### S.P.D.T. On/On

Only one of the loads can be powered at a time.  
Moves from one contact to the other without a center position.



### S.P.D.T. On/Off/On

Only one of the loads can be powered at a time.  
Has off as the center position.



### D.P.S.T. On/Off

Both load terminals can be powered at the same time.  
They are independent of each other and could be of different voltages.



### D.P.D.T. On/On

Functions like two separate S.P.D.T. switches operated by the same actuator. Two loads can be powered at a time.  
Moves from one contact to the other without a center position.



### D.P.D.T. On/Off/On

Functions like two separate S.P.D.T. switches operated by the same actuator. Two loads can be powered at a time.  
Has off as the center position.



**Illuminated Toggles (S.P.S.T 20A @ 12 Volt)**

- Fits 1/2" hole. • Fits 2650E & 2950F Panel Mounts.




Part#	Description
2612J	Red, On/Off, 3 terminals, .250 Tabs
2615J	Green, On/Off, 3 terminals, .250 Tabs
2616J	Blue, On/Off, 3 terminals, .250 Tabs
2617J	Amber, On/Off, 3 terminals, .250 Tabs
2620F	Black, On/Off/On, S.P.D.T. (non-illum), 3 terminals, .250 Tabs
2630F	Black, Mom.On/Off (non-illum), 2 terminals, .250 Tabs
2640H	Black, On/Off (non-illum), 2 terminals, .250 Tabs

Mom. = momentary (see glossary on opposite page)

**Illuminated Duckbill Switches (S.P.S.T 20A @ 12 Volt)**

- Fits 1/2" hole. • Fits 2650E & 2950F Panel Mounts.



Part#	Description
2622J	Red, On/Off, 3 terminals, .250 Tabs
2625J	Green, On/Off, 3 terminals, .250 Tabs
2626J	Blue, On/Off, 3 terminals, .250 Tabs
2627J	Amber, On/Off, 3 terminals, .250 Tabs
2610H	Black, On/Off (non-illum), 2 terminals, .250 Tabs

**Heavy-Duty Toggles (12 Volt)**

- Fits 1/2" hole. • Fits 2650E & 2950F Panel Mounts.



Part#	Poles	Rated	Description
2642F	S.P.S.T.	25A	On/Off, 2 screw terminals
2643F	S.P.D.T.	25A	On/On, marine, 3 screw terminals
2644F	S.P.D.T.	25A	On/Off/On, marine, 3 screw terminals
2645F	D.P.S.T.	30A	On/Off, 4 screw terminals
2646F	D.P.D.T.	25A	On/On, 6 screw terminals
2647F	D.P.D.T.	30A	On/Off/On, 6 screw terminals
2648F	D.P.D.T.	30A	Mom.On/Off/Mom.On, 6 screw terminals
2649F	S.P.S.T.	20A	On/Off, 1-1/4" long handle, 2 screw terminals

Mom. = momentary (see glossary on opposite page)

**Miniature Toggles (12 Volt)**

- Fits 1/2" hole. • Fits 2650E & 2950F Panel Mounts.



Part#	Poles	Rated	Description
2641-1F	S.P.S.T.	15A	On/Off, 2 screw terminals
2644-1F	S.P.D.T.	15A	On/Off/On, 3 screw terminals

**Euro Style Push-Pull Switch (12 Volt)**

- Fits 1/2" hole. • Fits 2650E & 2950F Panel Mounts.



Part#	Rated	Description
2910F	16A	Push/Pull, On/Off


**Heavy-Duty (All-Metal) Toggles (12 Volt)**



Part#	Poles	Rated	Description
2913F	S.P.S.T.	50A	On/Off, 2 screw terminals
2918F	S.P.D.T.	50A	On/Off/On, 3 screw terminals
2653J	S.P.S.T.	20A	On/Off 2, screw terminals
2919F	S.P.D.T.	50A	Mom.On/Off/Mom.On, 3 screw terminals

**Bakelite Toggles (15A @ 12 Volt)**

- Fits 1/2" hole. • Fits 2650E & 2950F Panel Mounts.



Part#	Poles	Description
2641F	S.P.S.T.	On/Off, 2 screw terminals
2941F	S.P.S.T.	On/Off, Pre-Wired with (2) 5.5" leads

**All Weather Toggles (25A @ 12 Volt) (15A @ 24 Volt)**

- Fits 1/2" hole. • Fits 2650E & 2950F Panel Mounts.



Part#	Poles	Description
2654F	S.P.S.T.	On/Off, 2 terminals, .250 Tabs
2655F	S.P.S.T.	Mom.On/Off, 2 terminals, .250 Tabs
2656F	D.P.S.T.	On/Off, 4 terminals, .250 Tabs
2657F	D.P.D.T.	On/On, 6 terminals, .250 Tabs
2658F	D.P.D.T.	Mom.On/Off/Mom.On, 6 terminals, .250 Tabs

Mom. = momentary (see glossary on opposite page)

**Illuminated Rockers (S.P.S.T. 12 Volt)**

- Fits 7/16" x 1-1/8" slot. • Fits 2651E & 2953F Panel Mounts.



Part#	Rated	Description
2602J	20A	Red, On/Off, 3 terminals, .250 Tabs
2605J	20A	Green, On/Off, 3 terminals, .250 Tabs
2606J	20A	Blue, On/Off, 3 terminals, .250 Tabs
2607J	20A	Amber, On/Off, 3 terminals, .250 Tabs
2600J	16A	Black, On/Off (non-illum), 2 terminals, .250 Tabs

# Switches

## Red LED Rockers (S.P.S.T. 12 Volts)



Part#	Rated	Description
2609F	16A	Black standard, On/Off, fits 7/8" x 1-1/2" slot, 4 terminals, .250 Tabs
2618F	15A	Black miniature, On/Off, fits 1/2" x 3/4" slot, 3 terminals, .187 Tabs

## Illuminated Jumbo Rockers (S.P.S.T. 16A @ 12 Volt)

- Fits 1/2" hole. • Fits 2650E & 2950F Panel Mounts.



Part#	Description
2902F	Red, On/Off, 3 terminals, .250 Tabs
2905F	Green, On/Off, 3 terminals, .250 Tabs
2906F	Blue, On/Off, 3 terminals, .250 Tabs
2907F	Amber, On/Off, 3 terminals, .250 Tabs
2900F	Black (non-illum), On/Off, 2 terminals, .250 Tabs

## Light & Rocker Combinations (S.P.S.T. 16A @ 12 Volt)



Part#	Description
2603F	Amber light & On/Off rocker, 4 terminals, .250 Tabs
2604F	Red light & On/Off rocker, 4 terminals, .250 Tabs

## Illuminated Push-Pull Switches (S.P.S.T. 15A @ 12 Volt)

- Fits 1/2" hole. • Fits 2650E & 2950F Panel Mounts.



Part#	Description
2670F	Red, On/Off, 2 terminals, .250 Tabs
2965F	Green, On/Off, 2 terminals, .250 Tabs
2966F	Blue, On/Off, 2 terminals, .250 Tabs
2967F	Amber, On/Off, 2 terminals, .250 Tabs

## Horn Buttons (S.P.S.T. 15A @ 12 Volt)



Part#	Description
2689F	Flush mount
2689-1F	Column mount includes bracket & 2 screws

## Warning Lights with Lucar Terminals (16A @ 12 Volt)

- Fits 1/2" hole. • Fits 2650E & 2950F Panel Mounts.



Part#	Description
2632H	Red, 2 terminals, .250 Tabs
2635H	Green, 2 terminals, .250 Tabs
2636H	Blue, 2 terminals, .250 Tabs
2637H	Amber, 2 terminals, .250 Tabs

## Warning Lights with Leads (16A @ 12 Volt)

- Fits 2650E & 2950F Panel Mounts.



Part#	Description
2672F	Red, fits 1/2" hole, (2) 6" leads
2673F	Green, fits 1/2" hole, (2) 6" leads
2676F	Blue, fits 1/2" hole, (2) 6" leads
2677F	Amber, fits 1/2" hole, (2) 6" leads
2633F	Red, fits 1/4" hole, (2) 9" leads

## Heavy-Duty Switches

Part#	Description
2690F	<b>Push-Pull Switch.</b> 16A @ 12V On/Off (2 position) universal push-pull switch with 3/8" mounting stem, fits 1/2" panel mount, 2 terminals, .320" Tabs.
2691F	<b>Push-Pull Switch.</b> 16A @ 12V Off/On/On (3 position) universal fused push-pull switch. Ideal for headlamp operation, 3/8" mounting stem, fits 1/2" panel mount. Include glass fuse, 5 terminals, .320" Tabs.
2694F	<b>Push-Pull Switch.</b> 75A @ 6-28V, On/Off (2 position), die cast with chrome plated knob, ideal as truck & tractor (industrial) switch. 3/8" mounting stem, fits 1/2" panel mount. 2 screw terminals, .380 Tabs
2695F	<b>Ignition Switch.</b> 4 screw terminals. Die-cast housing and molded base. 4 position lock tumbler: park Off/On starter. Fits 3/4" to 1" panel hole. Includes (2) detachable keys & hardware for mounting.
2699F	<b>Battery Isolator Switch.</b> 100A @ 12V continuous 500A @ 12V momentary (5 sec.). Single circuit battery master switch. Includes (2) detachable keys for anti-theft protection. 3/8" studs & 3/16" mounting holes.

## Starter Switches

Part#	Description
2680F	10A @ 12V - Momentary On. All brass with nickel plate facing. 5/8" mounting stem, fits 1" panel mount. 2 screw terminals, .320 Tabs.
2682F	15A @ 12V - Momentary On. All brass with neoprene push button. 5/8" mounting stem, fits 1" panel mount. 2 screw terminals, .320 Tabs.
2681F	60A @ 12V-40A @ 24V - Momentary On. Die cast chrome plated. Extra heavy-duty dust and moisture proof neoprene cap. 5/8" mounting stem, fits 1" panel mount. 2 screw terminals.
2683F	10A @ 12V Momentary On/Off red push starter switch with 2 terminals, .250" Tabs. Fits 1/2" hole and 2650E & 2950F panel mounts.
2684F	16A @ 12V - Momentary On. Euro style push button. 7/8" mounting stem, fits 1" panel mount. 2 screw terminals.

### Switch/Panel Combinations

Part#	Description
2980F	20A @ 12V. S.P.S.T. On/Off illuminated red rocker mounted on panel 2651E.
2982F	20A @ 12V. S.P.S.T. On/Off illuminated red duckbill mounted on panel 2650E.
2984F	20A @ 12V. S.P.S.T. On/Off black duckbill and red warning light mounted on panel 2950F.
2986F	20A @ 12V. S.P.S.T. On/Off illuminated red and blue duckbills, mounted on panel 2950F.
2987F	Three-hole chrome ignition start panel. Includes (mounted): (1) Toggle switch. S.P.S.T. On/Off, 2 terminals, .250 Tabs. (1) 2652F Red toggle switch cover. (1) 2632H Red warning light. (1) 2681F Starter switch.
2988F	Five-hole chrome ignition start panel. Includes (mounted): (2) Toggle switch. S.P.S.T. On/Off, 2 terminals, .250 Tabs. (1) 2652F Red toggle switch cover. (1) 2632H Red warning light. (1) 2635H Green warning light. (1) 2681F Starter switch.

### LED Toggle (S.P.S.T. 15A @ 12 Volt)

- Fits 1/2" hole.
- Fits 2650E & 2950F Panel Mounts.

Part#	Description
2653-1J	Red LED, On/Off, 3 terminals, .250 Tabs

### Oval Illuminated Rockers (S.P.S.T. 16A @ 12 Volt)

- Fits 1/2" hole.
- Fits 2650E & 2950F Panel Mounts.

Part#	Description
2702-2J	Red, On/Off, 3 terminals, .250 Tabs
2702-4J	Amber, On/Off, 3 terminals, .250 Tabs
2702-5J	Green, On/Off, 3 terminals, .250 Tabs

### Oval LED Rockers (S.P.S.T. 16A @ 12 Volt)

- Fits 1/2" hole.
- Fits 2650E & 2950F Panel Mounts.

Part#	Description
2703-2J	Red, On/Off, 3 terminals, .250 Tabs
2703-4J	Amber, On/Off, 3 terminals, .250 Tabs
2703-5J	Green, On/Off, 3 terminals, .250 Tabs

### Cigarette Lighter Power Adapter

Part#	Description	Quantity
2675H	12 Volt. Includes 2 terminals to complete connection.	1 Set

### Round Illuminated Rockers (S.P.S.T. 16A @ 12 Volt)

- Fits 5/8" hole.

Part#	Description
2700-2J	Red, On/Off, 3 terminals, .250 Tabs
2700-4J	Amber, On/Off, 3 terminals, .250 Tabs
2700-5J	Green, On/Off, 3 terminals, .250 Tabs
2700-6J	Blue, On/Off, 3 terminals, .250 Tabs
2700J	Black, (non-illum), On/Off, 2 terminals, .250 Tabs

### Round LED Rockers (S.P.S.T. 16A @ 12 Volt)

- Fits 5/8" hole.

Part#	Description
2701-2J	Red, On/Off, 3 terminals, .187 Tabs
2701-4J	Amber, On/Off, 3 terminals, .187 Tabs
2701-5J	Green, On/Off, 3 terminals, .187 Tabs

### Toggle Switch Covers (Fits standard 1/2" to 3/4" stem)

- Aircraft style switch position indication cover, prevents accidental switch operation.
- When cover is up power is on.
- When cover is down power is off.

Part#	Description
2652F	Red
2652-5F	Green
2652-6F	Blue
2652-7F	Yellow

### Toggle Switch Boot (Fits standard 1/2" to 3/4" stem)

Part#	Description
2659F	Weatherproof switch boot for dust and moisture protection. Install over handle.

### Round Panel Mounts (1/2" hole)

Part#	Description
2650E	1 - Round hole
2950F	2 - Round holes

### Rectangular Panel Mounts (7/16" x 1-1/8" slot)

Part#	Description
2651E	1 - Slot
2953F	2 - Slots



# Fuses & Accessories

## AGC Glass Fuses

- Use with 2463F, 2464F, 2465F & 2524F fuse holders - see pg. 89
- Use with 1212H fuse power tap - see pg. 90

Automotive Glass Cartridge (AGC) Fuse is fast-acting for maximum protection. AGC fuses are all 1/4" in diameter and 1-1/4" in length the amperage rating is stamped on the iron end cap to ensure accurate fuse replacement. Wide amperage and voltage ratings allow versatility of protecting electronic circuits. This barrel style, glass tube fuse is easy to replace and standard for automotive (domestic or foreign), electronic & marine applications. Meets or exceeds S.A.E. & O.E.M. standards.

Part#	Pcs	Type	Color	Rating
2403E	2	AGC	Iron-Head	3 Amp
2403	25			
2406F	2	AGC	Iron-Head	5 Amp
2406	25			
2408F	2	AGC	Iron-Head	7.5 Amp
2408	25			
2409E	2	AGC	Iron-Head	10 Amp
2409	25			
2410E	2	AGC	Iron-Head	15 Amp
2410	25			
2411E	2	AGC	Iron-Head	20 Amp
2411	25			
2412E	2	AGC	Iron-Head	25 Amp
2412	25			
2413F	2	AGC	Iron-Head	30 Amp
2413	25			



## SFE Glass Fuses

- Use with 2463F, 2464F, 2465F & 2524F fuse holders - see pg. 89
- Use with 1212H fuse power tap - see pg. 90

SFE Glass Fuse is fast-acting for maximum protection. SFE Glass fuses are designed to specifications set by the Society of Fuse Engineers. Voltage rating is 32 Volts. All are 1/4" in diameter, but vary in length according to the ampere rating. Amperage rating is stamped on iron end cap to ensure accurate fuse replacement. This barrel style, glass tube fuse is easy to replace and standard for automotive (domestic or foreign) and electronic & marine applications. Meets or exceeds S.A.E. & O.E.M. standards.


Part#	Pcs	Type	Color	Rating
2418E	2	SFE	Iron-Head	9 Amp
2418	25			
2419E	2	SFE	Iron-Head	14 Amp
2419	25			
2420E	2	SFE	Iron-Head	20 Amp
2420	25			
2421F	2	SFE	Iron-Head	30 Amp
2421	25			



## GBC Bakelite Fuses

GBC Bakelite/Ceramic Fuses have the advantage of a higher breaking capacity than glass, facilitating their use in circuits with higher current and voltage. The high breaking capacity helps to protect the surrounding circuit from molten material. Consisting of a heat resistant body, the fuse element stretches over the exterior of the body from end to end. Spring insulates the body which varies in color to assist in proper replacement. These bosch type fuses (also known as torpedo type fuses) are used in older automobiles (often European). The physical dimension of the GBC fuse is 1/4" width and 31/32" length with conical ends. Voltage rating is 32 Volts. Meets or exceeds S.A.E. & O.E.M. standards.

Part#	Pcs	Type	Color	Rating
2424F	2	GBC	Yellow	5 Amp
2424	25			
2425F	2	GBC	White	8 Amp
2425	25			
2427F	2	GBC	Red	16 Amp
2427	25			
2428F	2	GBC	Blue	25 Amp
2428	25			




## Maxi Fuses

- Use with 2461F fuse holder - see pg. 89

Maxi-Fuse is a fast-acting blade type fuse, standard for foreign and domestic vehicle circuit protection. The maxi-fuse is designed to provide predictable time delay and low heat dissipation. Plastic housing is color-coded for easy identification of fuse ratings. Temperature rating of 105°C (221°F). Voltage rating of 32 Volts. Meets or exceeds S.A.E. & O.E.M. standards.

Part#	Pcs	Color	Rating
20310F	1	Yellow	20 Amp
20310J	10		
20311F	1	Green	30 Amp
20311J	10		
20312F	1	Orange	40 Amp
20312J	10		
20313F	1	Red	50 Amp
20313J	10		
20314F	1	Blue	60 Amp
20314J	10		
20315F	1	Clear	80 Amp
20315J	10		



**Call for discounted price on bulk orders!**

### ATC/ATO Fuses

- Use with 2528H, 2529H, 1232H, 2470H & 20325F fuse holders - see pg. 90
- Use with 1208H fuse power tap - see pg. 90

ATC/ATO Fuse is a fast-acting blade fuse, standard for vehicle circuit protection. Developed for the automotive industry, the ATC/ATO fuse has become the original equipment circuit protection standard for foreign and domestic automobiles and trucks. Readily identifiable and easily replaced, this fuse can be specified for a variety of low voltage electronic applications. Plastic housing is color-coded for easy identification of fuse ratings. Temperature rating of 105°C (221°F). Voltage rating of 32 Volts. Meets or exceeds S.A.E. & O.E.M. standards.

Part#	Pcs	Type	Color	Rating
2430F	2	ATC/ATO	Purple	3 Amp
2430	25			
2431E	2	ATC/ATO	Orange	5 Amp
2431	25			
2432E	2	ATC/ATO	Brown	7.5 Amp
2432	25			
2433E	2	ATC/ATO	Red	10 Amp
2433	25			
2434E	2	ATC/ATO	Blue	15 Amp
2434	25			
2435E	2	ATC/ATO	Yellow	20 Amp
2435	25			
2436F	2	ATC/ATO	Clear	25 Amp
2436	25			
2437E	2	ATC/ATO	Green	30 Amp
2437	25			




### Smart Glow Fuses

Day or Night when a fuse blows Smart Glow Fuses indicate immediately which fuse needs replacing. "They Glow when They Blow." Smart Glow fuses are innovative automotive style fuses (Maxi, Mini & ATC/ATO) that feature an indicator light located at the top of the fuse that glows when the fuse is blown, saving time to troubleshoot an open circuit. Snaps into place without the use of tools. Easy identification of blown fuses in hard to reach locations. Color-coded fuses instantly let you know the right amperage of the fuse to be replaced. Temperature rating of 105°C (221°F). Voltage rating of 32 Volts. Meets or exceeds S.A.E. & O.E.M. standards.

#### Smart Glow - Maxi Fuses

- Use with 2461F fuse holder - see pg. 89


Part#	Pcs	Color	Rating
30-1020	1	Yellow	20 Amp
30-1020J	10		
30-1030	1	Green	30 Amp
30-1030J	10		
30-1040	1	Orange	40 Amp
30-1040J	10		
30-1050	1	Red	50 Amp
30-1050J	10		
30-1060	1	Blue	60 Amp
30-1060J	10		
30-1070	1	Brown	70 Amp
30-1070J	10		
30-1080	1	Natural	80 Amp
30-1080J	10		
30-1100	1	Gray	100 Amp
30-1100J	10		



#### Smart Glow - ATC/ATO Fuses

- Use with 2528H, 2529H, 1232H, 2470H & 20325F fuse holders - see pg. 90

Part#	Pcs	Color	Rating
10-0003	2	Purple	3 Amp
10-0003F	25		
10-0007	2	Orange	5 Amp
10-0007F	25		
10-1000	2	Brown	7.5 Amp
10-1000F	25		
10-1001	2	Red	10 Amp
10-1001F	25		
10-1002	2	Blue	15 Amp
10-1002F	25		
10-1003	2	Yellow	20 Amp
10-1003F	25		
10-1004	2	Clear	25 Amp
10-1004F	25		
10-1005	2	Green	30 Amp
10-1005F	25		



#### Smart Glow - Mini Fuses

- Use with 2460H fuse holder - see pg. 89

Part#	Pcs	Color	Rating
11-1000	2	Orange	5 Amp
11-1000F	25		
11-0007	2	Brown	7.5 Amp
11-0007F	25		
11-1001	2	Red	10 Amp
11-1001F	25		
11-1002	2	Blue	15 Amp
11-1002F	25		
11-1003	2	Yellow	20 Amp
11-1003F	25		
11-1004	2	Clear	25 Amp
11-1004F	25		
11-1005	2	Green	30 Amp
11-1005F	25		




### Mini Fuses

- Use with 2460H fuse holder - see pg. 89
- Use with 1210H fuse power tap - see pg. 90

Mini-Fuse is a fast-acting blade type fuse, standard for foreign and domestic vehicle circuit protection. Its miniature design meets the need for more circuits to be protected while utilizing less space and its ability to cope with high temperatures in adverse environments make the Mini-Fuse the recommended choice for protection. Plastic housing is color-coded for easy identification of fuse ratings. Temperature rating of 105°C (221°F). Voltage rating of 32 Volts. Meets or exceeds S.A.E. & O.E.M. standards.

Part#	Pcs	Color	Rating
20300F	2	Gray	2 Amp
20300	25		
20301F	2	Purple	3 Amp
20301	25		
20302F	2	Pink	4 Amp
20302	25		
20303F	2	Orange	5 Amp
20303	25		
20304F	2	Brown	7.5 Amp
20304	25		
20305F	2	Red	10 Amp
20305	25		
20306F	2	Blue	15 Amp
20306	25		
20307F	2	Yellow	20 Amp
20307	25		
20308F	2	Clear	25 Amp
20308	25		
20309F	2	Green	30 Amp
20309	25		



▶ To order 100 Pc. Packs put 'C' after the part number - for example 20300C

# Fuses & Accessories

## PAL Fuses

The PAL fuse series is used primarily in foreign and domestic vehicle models to provide wiring harness protection. This fuse is a direct factory replacement for fusible link. Currently available in three styles: PAL Bent Male (bolts into fuse block), PAL Straight Male & PAL Female Terminations. Equipped with visual window to inspect for blown fuse. Color-coded for easy identification of fuse ratings. Voltage rating of 32 Volts.


## PAL Female Fuses

Part#	Pcs	Color	Rating
20326F	1	White	20 Amp
20326J	10		
20316F	1	Pink	30 Amp
20316J	10		
20317F	1	Green	40 Amp
20317J	10		
20318F	1	Yellow	60 Amp
20318J	10		




## PAL Straight Male Fuses

Part#	Pcs	Color	Rating
20319F	1	Pink	30 Amp
20319J	10		
20320F	1	Yellow	60 Amp
20320J	10		
20321F	1	Black	80 Amp
20321J	10		



## PAL Bent Male Fuses

Part#	Pcs	Color	Rating
20322F	1	Pink	30 Amp
20322J	10		
20323F	1	Green	40 Amp
20323J	10		
20324F	1	Brown	70 Amp
20324J	10		



## Mini In-line Fuse Holder

Part#	Pc	Gauge	Description
2460H	1	12	1-30 Amp Watertight mini fuse holder with protective cap. 11" 12 AWG orange wire.







## Maxi In-line Fuse Holder

Part#	Pc	Gauge	Description
2461F	1	10	1-80 Amp Watertight maxi fuse holder with protective cap. 10" 10 AWG red wire.



## Glass In-line Fuse Holders

Part#	Pcs	Gauge	Description
2463F	1	10	1-30 Amp AGC or SFE glass fuse holder. 6.5" 10 AWG black wire.
2464F	1	12	1-30 Amp AGC or SFE glass fuse holder. 6.5" 12 AWG green wire.
2465F	2	16	1-30 Amp AGC or SFE glass fuse holder. 6" 16 AWG black wire.
2468F	1 Set	10	1-30 Amp AGC or SFE glass fuse holder with (1) 30 Amp AGC fuse & (2) 12-10 AWG vinyl butt connectors. 6.5" 10 AWG black wire.
2466F	1 Set	12	1-30 Amp AGC or SFE glass fuse holder with (1) 15 Amp AGC fuse & (2) 12-10 AWG vinyl butt connectors. 6.5" 12 AWG green wire.
2467F	1 Set	12	1-30 Amp AGC or SFE glass fuse holder with (1) 20 Amp AGC fuse & (2) 12-10 AWG vinyl butt connectors. 6.5" 12 AWG green wire.
2527F	1 Set	12	1-30 Amp AGC or SFE glass fuse holder with (1) 30 Amp AGC fuse. 7" 12 AWG orange wire.
2526H	1 Set	16	1-30 Amp AGC or SFE glass fuse holder with (1) 14 Amp SFE fuse. 6" 16 AWG black wire.
2524F	1 Set	18-12	1-30 Amp AGC or SFE glass fuse holder with (2) non-insulated crimp connectors. Accepts between 18-12 AWG wire.



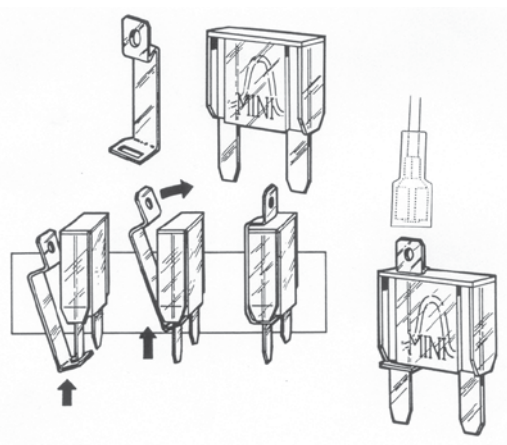
**ATC/ATO In-line Fuse Holders**

Part#	Pcs	Gauge	Description
1232H	2	18-14	1-20 Amp ATC/ATO self-stripping fuse holder. Accepts between 18-14 AWG wire.
2528H	1	16	1-20 Amp ATC/ATO fuse holder. 7" 16 AWG black wire.
2529H	1	12	1-30 Amp ATC/ATO fuse holder. 7" 12 AWG orange wire.
2470H	1	12	1-30 Amp Watertight ATC/ATO fuse holder with protective cap. 10" 12 AWG red wire.
20325F	1	12	1-30 Amp H.D. Waterproof ATC/ATO fuse holder with protective/latching cap & silicone rubber seal. (2) 8" 12 AWG orange GXL wire leads.

**Fuse Adapters**

Part#	Pcs
<b>ATC/ATO Fuse Power Tap - .250 Tab</b>	
1208H	10
1208L	50
1208C	100
<b>Mini Fuse Power Tap - .187 Tab</b>	
1210H	10
1210L	50
1210C	100
<b>Glass Fuse Power Tap - .250 Tab</b>	
1212H	19
1212L	50
1212C	100

**Using a Fuse Adapter**



**Universal Fuse Puller**


- Pulls glass & blade type fuses

Part#	Pc
2490F	1



**ATC/ATO & Mini Fuse Puller & Tester**


- To use tester touch the two contacts to the two fuse blades - green light will glow if fuse has power. Other side is used as a fuse puller.
- Comes installed with two LR41 alkaline batteries.



Testing a fuse is now quick, accurate and easy with the Mini Fuse Puller and Tester. An LED light tells you instantly if the fuse you're testing has power. The reverse side functions as a convenient fuse puller. Includes two LR41 alkaline batteries.

**2450F 4 Position - Glass Fuse Block**

- 4 Position
- 30 AMP
- 32 Volts
- Each holder has two .250 Tabs for connection.



**2452F 4 Position - Junction Block**

- 4 Position
- 30 AMP
- 300 Volts
- Each position has two screws for connection.





# Fuses & Accessories

## 2453F 6 Position - Junction Block

- 6 Position
- 30 AMP
- 600 Volts
- Each position has two screws for connection.



## 2454F 6 Position - ATC/ATO Fuse Block

- 6 Position
- 30 AMP
- 600 Volts
- Each position has two screws for connection.



## 2457F 2 Terminal - Thermal Automotive Flasher

• Bussmann (552)

- 12 Volts
- Up to 12.8 AMP
- 2-6 Bulbs - 32CP Max
- Thermal design uses heat build-up to flash circuit on & off.
- Features an audible click, alerting that a directional signal is engaged.
- Operates correctly under variable load-flashing the designated vehicle bulbs only; or additional bulbs when a trailer is in tow.
- Meets or exceeds S.A.E. & O.E.M. standards.



## 2458F 3 Terminal - Thermal Automotive Flasher

• Bussmann (550)

- 12 Volts
- Up to 12.8 AMP
- 2-6 Bulbs - 32CP Max
- Thermal design uses heat build-up to flash circuit on & off.
- Features an audible click, alerting that a directional signal is engaged.
- Operates correctly under variable load-flashing the designated vehicle bulbs only; or additional bulbs when a trailer is in tow.
- Meets or exceeds S.A.E. & O.E.M. standards.



## 7785F Rectangular - Distribution Block

• Use with speaker wire, primary wire &/or starter cable - see pgs. 55-60

- Rectangular distribution block has 24K hard gold-plated hardware.
- Durable injection molded, heat resistant, clear acrylic base & cover.
- One input - accepts up to 4 AWG wire.
- Four outputs - accepts up to 8 AWG wire.
- Perfect for stereo systems.



## 7786F Triangular - Distribution Block

• Use with speaker wire, primary wire &/or starter cable - see pgs. 55-60

- Triangular distribution block has 24K hard gold-plated hardware.
- Durable injection molded, corrosion resistant, black base & clear acrylic cover.
- One input - accepts up to 4 AWG wire.
- Four outputs - accepts up to 8 AWG wire.
- Perfect for stereo systems.



## 7930F Power Tap - For Glass Fuses | 4 Pcs.

- 12 Volt hook-up for stereos, CBs & other accessories.
- Provides direct power connection at the fuse block.
- Comes with two adapters & two matching fully insulated female disconnects.

Part#	Description	Pcs
1212	.250 Tab Glass Fuse Power Tap Adapters	2
2116	16-14 AWG .250 FI Nylon FM Disconnects	2

Kit is in a re-closable container



## 7931F Power Tap - For ATC/ATO Fuses | 4 Pcs.

- 12 Volt hook-up for stereos, CBs & other accessories.
- Provides direct power connection at the fuse block.
- Comes with two adapters & two matching fully insulated female disconnects.

Part#	Description	Pcs
1208	.250 Tab ATC/ATO Fuse Power Tap Adapters	2
2116	16-14 AWG .250 FI Nylon FM Disconnects	2

Kit is in a re-closable container



## 2414F AGC Glass Fuse Kit | 8 Pcs.

Part#	Description	Pcs
2403	3 Amp AGC Glass Fuses	1
2406	5 Amp AGC Glass Fuses	1
2408	7.5 Amp AGC Glass Fuses	1
2409	10 Amp AGC Glass Fuses	1
2410	15 Amp AGC Glass Fuses	1
2411	20 Amp AGC Glass Fuses	1
2412	25 Amp AGC Glass Fuses	1
2413	30 Amp AGC Glass Fuses	1

Kit is in a re-closable container



**2422F SFE Glass Fuse Kit | 8 Pcs.**

Part#	Description	Pcs
2418	9 Amp SFE Glass Fuses	2
2419	14 Amp SFE Glass Fuses	2
2420	20 Amp SFE Glass Fuses	2
2421	30 Amp SFE Glass Fuses	2



Kit is in a re-closable container

**20328F 20 thru 80 Amp MAXI Fuse Kit | 6 Pcs.**

Part#	Description	Pcs
20310	20 Amp Yellow Fuses	1
20311	30 Amp Green Fuses	1
20312	40 Amp Orange Fuses	1
20313	50 Amp Red Fuses	1
20314	60 Amp Blue Fuses	1
20315	80 Amp Clear Fuses	1



Kit is in a re-closable container

**2474H 5 thru 30 Amp Mini Fuse Kit | 6 Pcs.**

Part#	Description	Pcs
20303	5 Amp Orange Fuses	1
20305	10 Amp Red Fuses	1
20306	15 Amp Blue Fuses	1
20307	20 Amp Yellow Fuses	1
20308	25 Amp Clear Fuses	1
20309	30 Amp Green Fuses	1



Kit is in a re-closable container

**2475F 5 thru 30 Amp ATC/ATO Fuse Kit | 6 Pcs.**


Part#	Description	Pcs
2431	5 Amp Orange Fuses	1
2433	10 Amp Red Fuses	1
2434	15 Amp Blue Fuses	1
2435	20 Amp Yellow Fuses	1
2436	25 Amp Clear Fuses	1
2437	30 Amp Green Fuses	1



Kit is in a re-closable container

**11-1008 5 thru 30 Amp Smart Glow-Mini Fuse Kit | 6 Pcs.**


Part#	Description	Pcs
11-1000	5 Amp Orange Fuses	1
11-1001	10 Amp Red Fuses	1
11-1002	15 Amp Blue Fuses	1
11-1003	20 Amp Yellow Fuses	1
11-1004	25 Amp Clear Fuses	1
11-1005	30 Amp Green Fuses	1



Kit is in a re-closable container

**10-1008 10 thru 30 Amp Smart Glow-ATC/ATO Fuse Kit | 6 Pcs.**

Part#	Description	Pcs
10-1000	5 Amp Orange Fuses	1
10-1001	10 Amp Red Fuses	1
10-1002	15 Amp Blue Fuses	1
10-1003	20 Amp Yellow Fuses	1
10-1004	25 Amp Clear Fuses	1
10-1005	30 Amp Green Fuses	1



Kit is in a re-closable container

**2476H American Vehicle Fuse Kit | 6 Pcs.**


Part#	Description	Pcs
2406	5 Amp AGC Glass Fuses	1
2418	9 Amp SFE Glass Fuses	1
2419	14 Amp SFE Glass Fuses	1
2410	15 Amp AGC Glass Fuses	1
2420	20 Amp SFE Glass Fuses	1
2413	30 Amp AGC Glass Fuses	1



Kit is in a re-closable container

**2477H German Vehicle Fuse Kit | 6 Pcs.**

Part#	Description	Pcs
2424	5 Amp Yellow GBC Bakelite Fuses	1
2425	8 Amp White GBC Bakelite Fuses	1
2427	16 Amp Red GBC Bakelite Fuses	2
2428	25 Amp Blue GBC Bakelite Fuses	2



Kit is in a re-closable container

**2478H British & Japanese Vehicle Fuse Kit | 6 Pcs.**

Part#	Description	Pcs
2406	5 Amp AGC Glass Fuses	1
2408	7.5 Amp AGC Glass Fuses	1
2409	10 Amp AGC Glass Fuses	1
2410	15 Amp AGC Glass Fuses	1
2411	20 Amp AGC Glass Fuses	1
2413	30 Amp AGC Glass Fuses	1



Kit is in a re-closable container

**6973F 3 thru 30 Amp ATC/ATO Fuse Kit w/ Tester Tool | 203 Pcs.**  
Kit also includes disconnects & adapter clips that provide direct power connection at the fuse block & 1-30 Amp ATC/ATO Fuse Holders that make solid, safe, quick & easy connections

Part#	Description	Pcs
2430	3 Amp Purple Fuses	20
2431	5 Amp Orange Fuses	20
2432	7.5 Amp Brown Fuses	20
2433	10 Amp Red Fuses	20
2434	15 Amp Blue Fuses	20
2435	20 Amp Yellow Fuses	20
2436	25 Amp Clear Fuses	20
2437	30 Amp Green Fuses	20
1208	.250Tab ATC/ATO Fuse Power Tap Adapters	20
2116	16-14 AWG .250 FI Nylon FM Disconnects	20
2529H	1-30 Amp ATC/ATO Fuse Holders-12 AWG 7" Wire	2
2489	Fuse Puller/Tester Tool	1
SP12	12 Compartment Lockable Plastic Box	



# Caps/Grommets/Connectors

## Vinyl Vacuum Caps

- RoHS Compliant.
- Continuous Operating Temperature: -5°C (-22°F) to 148°C (300°F).
- Material: Vinyl.
- Length: 1/2" (for 1/8" & 3/16").
- Length: 3/4" (for 1/4", 5/16", 3/8", 1/2").



JT&T's Vinyl Vacuum Caps are resistant to tearing, cracking or splitting. The flexible design allows for stretching onto larger dimensions for a snug fit. Ideal for capping irregularly shaped objects. Flexible vinyl tip & round grip to provide a secure fit on your product. Can be used for capping lines & hoses while testing carburetors, emission control systems & vacuum lines. Commonly used to protect bolts, screws, threaded & non-threaded tubes, handles, covers, steel tubing, paint masks & to tightly cap off any un-used vacuum ports.

Part#	Ordering Size	Color	Pcs	Inner Diameter	Fits Tube Outer Diameter	Length Dimensions	Wall Thickness
4800H	1/8"	Black	25	1/8" (.125") 3.18mm	3/16" (.188") 4.78mm	1/2" (.500") 12.70mm	(.040 +/- .010") (1.02 +/- 0.25mm)
4800L	1/8"	Black	50	1/8" (.125") 3.18mm	3/16" (.188") 4.78mm	1/2" (.500") 12.70mm	(.040 +/- .010") (1.02 +/- 0.25mm)
4800C	1/8"	Black	100	1/8" (.125") 3.18mm	3/16" (.188") 4.78mm	1/2" (.500") 12.70mm	(.040 +/- .010") (1.02 +/- 0.25mm)
4801H	3/16"	Black	18	3/16" (.188") 4.78mm	1/4" (.250") 6.35mm	1/2" (.500") 12.70mm	(.040 +/- .010") (1.02 +/- 0.25mm)
4801L	3/16"	Black	50	3/16" (.188") 4.78mm	1/4" (.250") 6.35mm	1/2" (.500") 12.70mm	(.040 +/- .010") (1.02 +/- 0.25mm)
4801C	3/16"	Black	100	3/16" (.188") 4.78mm	1/4" (.250") 6.35mm	1/2" (.500") 12.70mm	(.040 +/- .010") (1.02 +/- 0.25mm)
4801-9H	3/16"	White	18	3/16" (.188") 4.78mm	1/4" (.250") 6.35mm	1/2" (.500") 12.70mm	(.040 +/- .010") (1.02 +/- 0.25mm)
4801-9L	3/16"	White	50	3/16" (.188") 4.78mm	1/4" (.250") 6.35mm	1/2" (.500") 12.70mm	(.040 +/- .010") (1.02 +/- 0.25mm)
4801-9C	3/16"	White	100	3/16" (.188") 4.78mm	1/4" (.250") 6.35mm	1/2" (.500") 12.70mm	(.040 +/- .010") (1.02 +/- 0.25mm)
4802H	1/4"	Black	18	1/4" (.250") 6.35mm	5/16" (.312") 7.92mm	3/4" (.750") 19.05mm	(.065 +/- .010") (1.65 +/- 0.25mm)
4802L	1/4"	Black	50	1/4" (.250") 6.35mm	5/16" (.312") 7.92mm	3/4" (.750") 19.05mm	(.065 +/- .010") (1.65 +/- 0.25mm)
4802C	1/4"	Black	100	1/4" (.250") 6.35mm	5/16" (.312") 7.92mm	3/4" (.750") 19.05mm	(.065 +/- .010") (1.65 +/- 0.25mm)
4802-2H	1/4"	Red	18	1/4" (.250") 6.35mm	5/16" (.312") 7.92mm	3/4" (.750") 19.05mm	(.065 +/- .010") (1.65 +/- 0.25mm)
4802-2L	1/4"	Red	50	1/4" (.250") 6.35mm	5/16" (.312") 7.92mm	3/4" (.750") 19.05mm	(.065 +/- .010") (1.65 +/- 0.25mm)
4802-2C	1/4"	Red	100	1/4" (.250") 6.35mm	5/16" (.312") 7.92mm	3/4" (.750") 19.05mm	(.065 +/- .010") (1.65 +/- 0.25mm)
4803H	5/16"	Black	15	5/16" (.312") 7.92mm	3/8" (.375") 9.52mm	3/4" (.750") 19.05mm	(.065 +/- .010") (1.65 +/- 0.25mm)
4803L	5/16"	Black	50	5/16" (.312") 7.92mm	3/8" (.375") 9.52mm	3/4" (.750") 19.05mm	(.065 +/- .010") (1.65 +/- 0.25mm)
4803C	5/16"	Black	100	5/16" (.312") 7.92mm	3/8" (.375") 9.52mm	3/4" (.750") 19.05mm	(.065 +/- .010") (1.65 +/- 0.25mm)
4803-6H	5/16"	Blue	15	5/16" (.312") 7.92mm	3/8" (.375") 9.52mm	3/4" (.750") 19.05mm	(.065 +/- .010") (1.65 +/- 0.25mm)
4803-6L	5/16"	Blue	50	5/16" (.312") 7.92mm	3/8" (.375") 9.52mm	3/4" (.750") 19.05mm	(.065 +/- .010") (1.65 +/- 0.25mm)
4803-6C	5/16"	Blue	100	5/16" (.312") 7.92mm	3/8" (.375") 9.52mm	3/4" (.750") 19.05mm	(.065 +/- .010") (1.65 +/- 0.25mm)
4804H	3/8"	Black	10	3/8" (.375") 9.52mm	1/2" (.500") 12.70mm	3/4" (.750") 19.05mm	(.065 +/- .010") (1.65 +/- 0.25mm)
4804L	3/8"	Black	50	3/8" (.375") 9.52mm	1/2" (.500") 12.70mm	3/4" (.750") 19.05mm	(.065 +/- .010") (1.65 +/- 0.25mm)
4804C	3/8"	Black	100	3/8" (.375") 9.52mm	1/2" (.500") 12.70mm	3/4" (.750") 19.05mm	(.065 +/- .010") (1.65 +/- 0.25mm)
4804-7H	3/8"	Yellow	10	3/8" (.375") 9.52mm	1/2" (.500") 12.70mm	3/4" (.750") 19.05mm	(.065 +/- .010") (1.65 +/- 0.25mm)
4804-7L	3/8"	Yellow	50	3/8" (.375") 9.52mm	1/2" (.500") 12.70mm	3/4" (.750") 19.05mm	(.065 +/- .010") (1.65 +/- 0.25mm)
4804-7C	3/8"	Yellow	100	3/8" (.375") 9.52mm	1/2" (.500") 12.70mm	3/4" (.750") 19.05mm	(.065 +/- .010") (1.65 +/- 0.25mm)
4806H	1/2"	Black	5	1/2" (.500") 12.70mm	3/4" (.750") 19.05mm	3/4" (.750") 19.05mm	(.065 +/- .010") (1.65 +/- 0.25mm)
4806L	1/2"	Black	50	1/2" (.500") 12.70mm	3/4" (.750") 19.05mm	3/4" (.750") 19.05mm	(.065 +/- .010") (1.65 +/- 0.25mm)
4806C	1/2"	Black	100	1/2" (.500") 12.70mm	3/4" (.750") 19.05mm	3/4" (.750") 19.05mm	(.065 +/- .010") (1.65 +/- 0.25mm)

**4805H - Assorted Black Vinyl Vacuum Caps | 30 Pcs.**

- Continuous Operating Temperature: -5°C (-22°F) to 148°C (300°F).
- 1/8" thru 1/2" Inner Diameter.
- Length: 1/2" (for 1/8" & 3/16").
- Length: 3/4" (for 1/4", 5/16", 3/8", 1/2").

Part#	Description	Pcs
4800	1/8" I.D. Black Vinyl Vacuum Caps	7
4801	3/16" I.D. Black Vinyl Vacuum Caps	7
4802	1/4" I.D. Black Vinyl Vacuum Caps	4
4803	5/16" I.D. Black Vinyl Vacuum Caps	4
4804	3/8" I.D. Black Vinyl Vacuum Caps	4
4806	1/2" I.D. Black Vinyl Vacuum Caps	4

Kit is in a re-closable container.

**4805F-1 - Assorted Rainbow Vinyl Vacuum Caps | 35 Pcs.**

- Continuous Operating Temperature: -5°C (-22°F) to 148°C (300°F).
- 1/8" thru 3/8" Inner Diameter.
- Length: 1/2" (for 1/8" & 3/16").
- Length: 3/4" (for 1/4", 5/16", 3/8").

Part#	Description	Pcs
4800	1/8" I.D. Black Vinyl Vacuum Caps	9
4801-9	3/16" I.D. White Vinyl Vacuum Caps	8
4802-2	1/4" I.D. Red Vinyl Vacuum Caps	8
4803-6	5/16" I.D. Blue Vinyl Vacuum Caps	5
4804-7	3/8" I.D. Yellow Vinyl Vacuum Caps	5

Kit is in a re-closable container.

**4805F - Assorted Rainbow Vinyl Vacuum Caps | 50 Pcs.**

- Continuous Operating Temperature: -5°C (-22°F) to 148°C (300°F).
- 1/8" thru 3/8" Inner Diameter.
- Length: 1/2" (for 1/8" & 3/16").
- Length: 3/4" (for 1/4", 5/16", 3/8").

Part#	Description	Pcs
4800	1/8" I.D. Black Vinyl Vacuum Caps	5
4801	3/16" I.D. Black Vinyl Vacuum Caps	5
4801-9	3/16" I.D. White Vinyl Vacuum Caps	8
4802	1/4" I.D. Black Vinyl Vacuum Caps	4
4802-2	1/4" I.D. Red Vinyl Vacuum Caps	8
4803	5/16" I.D. Black Vinyl Vacuum Caps	4
4803-6	5/16" I.D. Blue Vinyl Vacuum Caps	6
4804	3/8" I.D. Black Vinyl Vacuum Caps	4
4804-7	3/8" I.D. Yellow Vinyl Vacuum Caps	6

Kit is in a re-closable container.

**4815F - Assorted Black Rubber Vacuum Caps | 20 Pcs.**

- Continuous Operating Temperature: -40°C (-40°F) to 160°C (320°F).
- 1/8" thru 3/8" Inner Diameter.
- Length: 9/16" (for 1/8", 3/16" 1/4").
- Length: 1-1/2" (for 3/8").

Part#	Description	Pcs
4810	1/8" I.D. Black Rubber Vacuum Caps	4
4811	3/16" I.D. Black Rubber Vacuum Caps	7
4812	1/4" I.D. Black Rubber Vacuum Caps	7
4813	3/8" I.D. Black Rubber Vacuum Caps	2

Kit is in a re-closable container.





# Caps/Grommets/Connectors

## Rubber Vacuum Caps

- Meets requirements of SAE-J200 & ASTM-D200 (formerly SAE-J114 & ASTM-D735), Class CE.
- RoHS Compliant.
- Continuous Operating Temperature: -40°C (-40°F) to 160°C (320°F).
- Material: Hypalon Rubber (Chlorosulfonated Polyethylene).
- Length: 9/16" (for 1/8", 3/16", 1/4").
- Length: 1-1/2" (for 3/8").

JT&T's Hypalon (CSM) Rubber Vacuum Caps are resistant to tearing, cracking or splitting. Hypalon has outstanding resistance to most chemicals (acids & alkalis), heat, ozone & oil which are among the most important characteristics. Hypalon is flame resistant, offers excellent color stability, weather & abrasion resistance. Low moisture absorption, good dielectric qualities & high abrasion resistance are among its other features. Like most synthetics hypalon is superior to natural rubber in temperature, oil & resistance to the effect of ozone. Hypalon is generally attacked by concentrated oxidizing acids, esters, ketones, chlorinated, aromatic & nitro hydrocarbons. Fair resistance to petroleum-based fluids. Similar to neoprene with improved acid resistance. Round grip to provide a secure fit on your product. Can be used for capping lines & hoses while testing carburetors, emission control systems & vacuum lines. Commonly used to protect bolts, screws, threaded & non-threaded tubes, handles, covers, steel tubing, paint masks & to tightly cap off any un-used vacuum ports.



Part#	Ordering Size	Color	Pcs	Inner Diameter Fits Tube Outer Diameter		Inside Length Dimensions			Wall Thickness		
4810H	1/8"	Black	3	1/8"	(.125")	3.18mm	9/16"	(.562")	14.27mm	(.080 +/- .010")	(2.03 +/- 0.25mm)
4810	1/8"	Black	50	1/8"	(.125")	3.18mm	9/16"	(.562")	14.27mm	(.080 +/- .010")	(2.03 +/- 0.25mm)
4810C	1/8"	Black	100	1/8"	(.125")	3.18mm	9/16"	(.562")	14.27mm	(.080 +/- .010")	(2.03 +/- 0.25mm)
4811H	3/16"	Black	3	3/16"	(.188")	4.78mm	9/16"	(.562")	14.27mm	(.080 +/- .010")	(2.03 +/- 0.25mm)
4811	3/16"	Black	50	3/16"	(.188")	4.78mm	9/16"	(.562")	14.27mm	(.080 +/- .010")	(2.03 +/- 0.25mm)
4811C	3/16"	Black	100	3/16"	(.188")	4.78mm	9/16"	(.562")	14.27mm	(.080 +/- .010")	(2.03 +/- 0.25mm)
4812H	1/4"	Black	3	1/4"	(.250")	6.35mm	9/16"	(.562")	14.27mm	(.100 +/- .010")	(2.54 +/- 0.25mm)
4812	1/4"	Black	50	1/4"	(.250")	6.35mm	9/16"	(.562")	14.27mm	(.100 +/- .010")	(2.54 +/- 0.25mm)
4812C	1/4"	Black	100	1/4"	(.250")	6.35mm	9/16"	(.562")	14.27mm	(.100 +/- .010")	(2.54 +/- 0.25mm)
4813H	3/8"	Black	2	3/8"	(.375")	9.52mm	1-1/2"	(1.50")	38.10mm	(.100 +/- .010")	(2.54 +/- 0.25mm)
4813	3/8"	Black	50	3/8"	(.375")	9.52mm	1-1/2"	(1.50")	38.10mm	(.100 +/- .010")	(2.54 +/- 0.25mm)
4813C	3/8"	Black	100	3/8"	(.375")	9.52mm	1-1/2"	(1.50")	38.10mm	(.100 +/- .010")	(2.54 +/- 0.25mm)

## Need Primary Wire?

We have primary wire in a complete range of colors, gauges and lengths.

See our full line of wire and cable products starting on page 33.



## Nylon Vacuum Connectors

- **Continuous Operating Temperature:** -40°C (-40°F) to 121°C (250°F).
- **O.D. of Connector Fits I.D. of Vacuum Line Hose.**
- **Material:** High Impact Nylon.
- **Chemical Resistant.**
- **Barbed to hold hose without clamps.**
- **Colors may vary.**

JT&T's Vacuum Hose Connectors are made of specially compounded nylon, designed not to deteriorate or split from heat & ozone under the hood. Excellent oil, grease & chemical resistance. Connectors are barbed on all sides to hold hose without clamps. In addition to vacuum line, they can be used for: windshield washers, power antennas, defrosters, headlight vacuum systems, power seats, power windows & as emissions fittings for almost any automotive vacuum job.

## 2-Way Straight Connectors (Couplers)

Part#	Ordering Size Outer Diameter	Barb(s)	Color	Pcs
4822H	1/8" (All Sides)	1 Barb (All Sides)	Yellow	2
4822F	1/8" (All Sides)	1 Barb (All Sides)	Yellow	25
4822	1/8" (All Sides)	1 Barb (All Sides)	Yellow	50
4823H	3/16" (All Sides)	1 Barb (All Sides)	Black	2
4823F	3/16" (All Sides)	1 Barb (All Sides)	Black	25
4823	3/16" (All Sides)	1 Barb (All Sides)	Black	50
4824H	1/4" (All Sides)	1 Barb (All Sides)	Black	2
4824F	1/4" (All Sides)	1 Barb (All Sides)	Black	25
4824	1/4" (All Sides)	1 Barb (All Sides)	Black	50
4825H	3/8" (All Sides)	1 Barb (All Sides)	Black	2
4825F	3/8" (All Sides)	1 Barb (All Sides)	Black	25
4825	3/8" (All Sides)	1 Barb (All Sides)	Black	50
4826H	1/8" x 1/4"	2 Barbs(1/8") x 1 Barb(1/4")	Black	2
4826F	1/8" x 1/4"	2 Barbs(1/8") x 1 Barb(1/4")	Black	25
4826	1/8" x 1/4"	2 Barbs(1/8") x 1 Barb(1/4")	Black	50



## 3-Way (T) Connectors

Part#	Ordering Size Outer Diameter	Barb(s)	Color	Pcs
4816H	1/8" (All Sides)	2 Barbs (All Sides)	White	2
4816F	1/8" (All Sides)	2 Barbs (All Sides)	White	25
4816	1/8" (All Sides)	2 Barbs (All Sides)	White	50
4817H	3/16" (All Sides)	2 Barbs (All Sides)	White	2
4817F	3/16" (All Sides)	2 Barbs (All Sides)	White	25
4817	3/16" (All Sides)	2 Barbs (All Sides)	White	50
4818H	1/4" (All Sides)	1 Barb (All Sides)	White	2
4818F	1/4" (All Sides)	1 Barb (All Sides)	White	25
4818	1/4" (All Sides)	1 Barb (All Sides)	White	50
4819H	3/8" (All Sides)	1 Barb (All Sides)	Black	2
4819F	3/8" (All Sides)	1 Barb (All Sides)	Black	25
4819	3/8" (All Sides)	1 Barb (All Sides)	Black	50



Additional Nylon Vacuum Connector Products continued on page 97.

# Caps/Grommets/Connectors

## 3-Way (Y) Connectors

Part#	Ordering Size Outer Diameter	Barb(s)	Color	Pcs
4832H	3/16" (All Sides)	1 Barb (All Sides)	Black	2
4832F	3/16" (All Sides)	1 Barb (All Sides)	Black	25
4832	3/16" (All Sides)	1 Barb (All Sides)	Black	50
4833H	1/4" (All Sides)	1 Barb (All Sides)	Neon Green	2
4833F	1/4" (All Sides)	1 Barb (All Sides)	Neon Green	25
4833	1/4" (All Sides)	1 Barb (All Sides)	Neon Green	50
4834H	1/4" x 1/4" x 3/16"	1 Barb (All Sides)	Neon Green	2
4834F	1/4" x 1/4" x 3/16"	1 Barb (All Sides)	Neon Green	25
4834	1/4" x 1/4" x 3/16"	1 Barb (All Sides)	Neon Green	50
4836H	1/4" x 3/8" x 3/8"	1 Barb (All Sides)	Black	2
4836F	1/4" x 3/8" x 3/8"	1 Barb (All Sides)	Black	25
4836	1/4" x 3/8" x 3/8"	1 Barb (All Sides)	Black	50
4837H	3/8" (All Sides)	1 Barb (All Sides)	Black	2
4837F	3/8" (All Sides)	1 Barb (All Sides)	Black	25
4837	3/8" (All Sides)	1 Barb (All Sides)	Black	50



## 4-Way Connector

Part#	Ordering Size Outer Diameter	Barb(s)	Color	Pcs
4830H	3/16" (All Sides)	1 Barb (All Sides)	Neon Green	2
4830F	3/16" (All Sides)	1 Barb (All Sides)	Neon Green	15
4830	3/16" (All Sides)	1 Barb (All Sides)	Neon Green	50



## 5-Way Connector

Part#	Ordering Size Outer Diameter	Barb(s)	Color	Pcs
4831H	3/16" (All Sides)	1 Barb (All Sides)	Neon Green	2
4831F	3/16" (All Sides)	1 Barb (All Sides)	Neon Green	15
4831	3/16" (All Sides)	1 Barb (All Sides)	Neon Green	50



## Universal 2-Way Straight Connector (Coupler)

- Ends can be cut off to fit 1/8", 1/4" or 3/8" size vacuum hose.

Part#	Ordering Size Outer Diameter	Barb(s)	Color	Pcs
4820H	Universal	2 Barbs (All Sides)	Black	2
4820F	Universal	2 Barbs (All Sides)	Black	15
4820	Universal	2 Barbs (All Sides)	Black	50



## Universal 3-Way (T) Connector

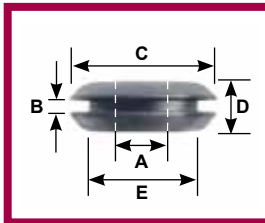
- Ends can be cut off to fit 1/8", 1/4" or 3/8" size vacuum hose.

Part#	Ordering Size Outer Diameter	Barb(s)	Color	Pcs
4821H	Universal	2 Barbs (All Sides)	Black	2
4821F	Universal	2 Barbs (All Sides)	Black	15
4821	Universal	2 Barbs (All Sides)	Black	50



### Vinyl Grommets

- A = Bore Diameter
- B = Groove Width
- C = Outside Diameter
- D = Overall Thickness
- E = Groove Diameter (Mounting Hole)



JT&T's Vinyl Grommets are made with Black Vinflex 163 & have a durometer hardness of 60 shore 'A.' Vinyl Grommets have exceptional aging qualities, high dielectric properties, oil-resistant, non-conductive & have excellent resistance to ozone & sunlight. Commonly used whenever wires pass through drilled holes, punched sheet metal, plastic casings, etc., to prevent abrasion. If metal or another hard metal has a hole made in it, the hole may have sharp edges. Electrical wires, cord, rope, lacings or other soft vulnerable material passing through the hole can become abraded, cut or electrical insulation may break due to repeated flexing at the exit point. Grommets are used to avoid this & also protect the wiring from contamination via dirt, air, water, etc. The smooth, soft inner surface of the grommet shields the wire from damage.

Part #	Ordering Size	Color	Pcs	A	B	C	D	E
4400H	1/4"	Black	18	1/8"	1/16"	11/32"	3/16"	1/4"
4400L	1/4"	Black	50	1/8"	1/16"	11/32"	3/16"	1/4"
4400C	1/4"	Black	100	1/8"	1/16"	11/32"	3/16"	1/4"
4401H	5/16"	Black	15	3/16"	1/16"	7/16"	7/32"	5/16"
4401L	5/16"	Black	50	3/16"	1/16"	7/16"	7/32"	5/16"
4401C	5/16"	Black	100	3/16"	1/16"	7/16"	7/32"	5/16"
4402H	3/8"	Black	13	1/4"	1/16"	9/16"	1/4"	3/8"
4402L	3/8"	Black	50	1/4"	1/16"	9/16"	1/4"	3/8"
4402C	3/8"	Black	100	1/4"	1/16"	9/16"	1/4"	3/8"
4403H	7/16"	Black	12	5/16"	1/16"	5/8"	1/4"	7/16"
4403L	7/16"	Black	50	5/16"	1/16"	5/8"	1/4"	7/16"
4403C	7/16"	Black	100	5/16"	1/16"	5/8"	1/4"	7/16"
4404H	1/2"	Black	11	3/8"	1/16"	5/8"	1/4"	1/2"
4404L	1/2"	Black	50	3/8"	1/16"	5/8"	1/4"	1/2"
4404C	1/2"	Black	100	3/8"	1/16"	5/8"	1/4"	1/2"
4405H	5/8"	Black	7	1/2"	1/16"	13/16"	9/32"	5/8"
4405L	5/8"	Black	50	1/2"	1/16"	13/16"	9/32"	5/8"
4405C	5/8"	Black	100	1/2"	1/16"	13/16"	9/32"	5/8"
4406H	21/32"	Black	5	25/64"	1/8"	27/32"	3/8"	21/32"
4406L	21/32"	Black	50	25/64"	1/8"	27/32"	3/8"	21/32"
4406C	21/32"	Black	100	25/64"	1/8"	27/32"	3/8"	21/32"
4407H	7/8"	Black	4	5/8"	1/16"	1-1/8"	9/32"	7/8"
4407L	7/8"	Black	50	5/8"	1/16"	1-1/8"	9/32"	7/8"
4407C	7/8"	Black	100	5/8"	1/16"	1-1/8"	9/32"	7/8"
4408H	1"	Black	4	11/16"	1/16"	1-5/16"	3/8"	1"
4408L	1"	Black	50	11/16"	1/16"	1-5/16"	3/8"	1"
4408C	1"	Black	100	11/16"	1/16"	1-5/16"	3/8"	1"
4409H	1-3/8"	Black	2	1"	1/8"	1-3/4"	1/2"	1-3/8"
4409L	1-3/8"	Black	50	1"	1/8"	1-3/4"	1/2"	1-3/8"
4409C	1-3/8"	Black	100	1"	1/8"	1-3/4"	1/2"	1-3/8"

### 4450H - Assorted Black Vinyl Grommets | 13 Pcs.

- 1/4" thru 3/8" Groove Diameter (Mounting Hole).



Part#	Description	Pcs
4400	1/4" Mounting Hole Vinyl Grommets	5
4401	5/16" Mounting Hole Vinyl Grommets	4
4402	3/8" Mounting Hole Vinyl Grommets	4

Kit is in a re-closable container.

### 4451H - Assorted Black Vinyl Grommets | 9 Pcs.

- 7/16" thru 5/8" Groove Diameter (Mounting Hole).




Part#	Description	Pcs
4403	7/16" Mounting Hole Vinyl Grommets	3
4404	1/2" Mounting Hole Vinyl Grommets	3
4405	5/8" Mounting Hole Vinyl Grommets	3

Kit is in a re-closable container.

### 4452H - Assorted Black Vinyl Grommets | 5 Pcs.

- 21/32" thru 1-3/8" Groove Diameter (Mounting Hole).




Part#	Description	Pcs
4406	21/32" Mounting Hole Vinyl Grommets	2
4407	7/8" Mounting Hole Vinyl Grommets	1
4408	1" Mounting Hole Vinyl Grommets	1
4409	1-3/8" Mounting Hole Vinyl Grommets	1

Kit is in a re-closable container.

### 4453H - Assorted Black Vinyl Grommets | 15 Pcs.

- 1/4" thru 7/8" Groove Diameter (Mounting Hole).



Part#	Description	Pcs
4400	1/4" Mounting Hole Vinyl Grommets	2
4401	5/16" Mounting Hole Vinyl Grommets	2
4402	3/8" Mounting Hole Vinyl Grommets	2
4403	7/16" Mounting Hole Vinyl Grommets	2
4404	1/2" Mounting Hole Vinyl Grommets	2
4405	5/8" Mounting Hole Vinyl Grommets	3
4406	21/32" Mounting Hole Vinyl Grommets	1
4407	7/8" Mounting Hole Vinyl Grommets	1

Kit is in a re-closable container.



# Sleeving

## Split Loom (Flex-Guard) Tubing

- Meets requirements of ASTM D792 density test.
- ISO/TS 16949 & ISO 9001 Compliant.
- RoHS Compliant.
- Continuous Operating Temperature: -40°C (-40°F) to 93°C (200°F).
- Available in flame-retardant polyethylene, nylon & non-split by special order.
- 1/4" to 3-1/2" sizes available - some by special.
- Available in 5 colors: black (standard), white, red, yellow & blue.
- Flexibility: Excellent.
- Flame-Retardant: No.
- Material: Polyethylene.
- Use 5024F tool to easily pull wires & cables through split loom - see page 145.



JT&T's Polyethylene Flex-Guard Convuluted Tubing (Split Loom) is designed to provide a flexible, crush-resistant protection for wiring assemblies. The tubing is a corrugated tube used to provide protection to a wire harness or any other product that may be subject to abnormal conditions, such as continuous abrasion & vibration wear, puncturing, water, snow, ice, salt & UV rays. Flexible convuluted tubing/conduit is manufactured from a blend of low density polyethylene & linear low density polyethylene resins. The convuluted surface enhances the appearance of your product by providing a uniform tailored finish. The split seam feature allows wires to be inserted easily, eliminating the costly time needed to apply tape, braid or loom. Since the seam is not permanently sealed, the costs of repair or service are also reduced. Temperature rating from -40°C (-40°F) to 93°C (200°F).

Ordering Size Nominal I.D.	Inner Diameter		Outer Diameter		Wall Thickness					
	Min.	Max.	Min.	Max.	Min.	Max.				
1/4"	0.256"	6.50mm	0.276"	7.01mm	0.373"	9.47mm	0.398"	10.11mm	0.004"	0.11mm
3/8"	0.368"	9.35mm	0.398"	10.11mm	0.495"	12.56mm	0.525"	13.32mm	0.005"	0.12mm
7/16"	0.399"	10.13mm	0.437"	11.10mm	0.573"	14.55mm	0.597"	15.16mm	0.005"	0.12mm
1/2"	0.473"	12.01mm	0.516"	13.11mm	0.664"	16.87mm	0.700"	17.78mm	0.005"	0.12mm
5/8"	0.603"	15.32mm	0.639"	16.23mm	0.805"	20.45mm	0.837"	21.26mm	0.005"	0.12mm
3/4"	0.747"	18.97mm	0.782"	19.86mm	0.909"	23.10mm	0.939"	23.86mm	0.005"	0.12mm
7/8"	0.848"	21.54mm	0.898"	22.81mm	1.107"	28.12mm	1.151"	29.24mm	0.005"	0.13mm
1"	0.897"	22.78mm	0.949"	24.10mm	1.077"	27.36mm	1.109"	28.17mm	0.006"	0.15mm
1-1/8"	1.122"	28.50mm	1.176"	29.86mm	1.356"	34.58mm	1.413"	35.88mm	0.006"	0.15mm
1-1/4"	1.199"	30.45mm	1.257"	31.93mm	1.446"	36.73mm	1.500"	38.10mm	0.006"	0.15mm
1-1/2"	1.566"	39.78mm	1.647"	41.83mm	1.867"	47.42mm	1.947"	49.45mm	0.006"	0.15mm
2"	1.969"	50.01mm	2.038"	51.77mm	2.285"	58.04mm	2.388"	60.66mm	0.011"	0.28mm
2-1/2"	2.447"	62.15mm	2.516"	63.90mm	2.771"	70.39mm	2.874"	73.01mm	0.011"	0.28mm
3-1/2"	3.481"	88.41mm	3.559"	90.41mm	3.819"	97.00mm	3.937"	100.00mm	0.011"	0.28mm

**Pull wires through split loom quickly and easily... see Feed Master Tool #5024F on page 145**

## Split Loom (Flex-Guard) Tubing

• Use 5024F tool to easily pull wires & cables through split loom - see page 145



### 1/4" I.D. Ordering Size

Part#	Color	Quantity	Pc
4304-3F	Black	3 Ft.	1
4304-6F	Black	6 Ft.	1
4304F	Black	14 Ft.	1
4304-50	Black	50 Ft.	1
4304C	Black	100 Ft.	1
4304.	Black	3,200 Ft.	1
4304-9F	White	14 Ft.	1
4304-9C	White	100 Ft.	1
4304-9	White	3,200 Ft.	1
5304-2F	Red	14 Ft.	1
5304-2C	Red	100 Ft.	1
5304-2	Red	3,200 Ft.	1
5304-4F	Yellow	14 Ft.	1
5304-4C	Yellow	100 Ft.	1
5304-4	Yellow	3,200 Ft.	1
5304-6F	Blue	14 Ft.	1
5304-6C	Blue	100 Ft.	1
5304-6	Blue	3,200 Ft.	1

### 3/8" I.D. Ordering Size

Part#	Color	Quantity	Pc
4305F	Black	10 Ft.	1
4305-50	Black	50 Ft.	1
4305C	Black	100 Ft.	1
4305.	Black	1,900 Ft.	1
4305-9F	White	10 Ft.	1
4305-9C	White	100 Ft.	1
4305-9	White	1,900 Ft.	1
5305-2F	Red	10 Ft.	1
5305-2C	Red	100 Ft.	1
5305-2	Red	1,900 Ft.	1
5305-4F	Yellow	10 Ft.	1
5305-4C	Yellow	100 Ft.	1
5305-4	Yellow	1,900 Ft.	1
5305-6F	Blue	10 Ft.	1
5305-6C	Blue	100 Ft.	1
5305-6	Blue	1,900 Ft.	1

### 1/2" I.D. Ordering Size

Part#	Color	Quantity	Pc
4306F	Black	7 Ft.	1
4306-50	Black	50 Ft.	1
4306C	Black	100 Ft.	1
4306.	Black	1,100 Ft.	1
4306-9F	White	7 Ft.	1
4306-9C	White	100 Ft.	1
4306-9	White	1,100 Ft.	1
5306-2F	Red	7 Ft.	1
5306-2C	Red	100 Ft.	1
5306-2	Red	1,100 Ft.	1
5306-4F	Yellow	7 Ft.	1
5306-4C	Yellow	100 Ft.	1
5306-4	Yellow	1,100 Ft.	1
5306-6F	Blue	7 Ft.	1
5306-6C	Blue	100 Ft.	1
5306-6	Blue	1,100 Ft.	1

### 5/8" I.D. Ordering Size

Part#	Color	Quantity	Pc
4312F	Black	7 Ft.	1
4312-25F	Black	25 Ft.	1
4312-50	Black	50 Ft.	1
4312C	Black	100 Ft.	1
4312.	Black	800 Ft.	1

### 3/4" I.D. Ordering Size

Part#	Color	Quantity	Pc
4307F	Black	5 Ft.	1
4307-10F	Black	10 Ft.	1
4307-14F	Black	14 Ft.	1
4307-25F	Black	25 Ft.	1
4307-50	Black	50 Ft.	1
4307C	Black	100 Ft.	1
4307.	Black	600 Ft.	1
4307-9F	White	5 Ft.	1
4307-9C	White	100 Ft.	1
4307-9	White	550 Ft.	1
5307-2F	Red	5 Ft.	1
5307-2C	Red	100 Ft.	1
5307-2	Red	550 Ft.	1
5307-4F	Yellow	5 Ft.	1
5307-4C	Yellow	100 Ft.	1
5307-4	Yellow	550 Ft.	1
5307-6F	Blue	5 Ft.	1
5307-6C	Blue	100 Ft.	1
5307-6	Blue	550 Ft.	1

### 1" I.D. Ordering Size

Part#	Color	Quantity	Pc
4308F	Black	3 Ft.	1
4308-10F	Black	10 Ft.	1
4308-14F	Black	14 Ft.	1
4308-25F	Black	25 Ft.	1
4308-50	Black	50 Ft.	1
4308C	Black	100 Ft.	1
4308.	Black	350 Ft.	1
4308-9F	White	3 Ft.	1
4308-9C	White	100 Ft.	1
4308-9	White	350 Ft.	1

### 1-1/4" I.D. Ordering Size

Part#	Color	Quantity	Pc
4309-25F	Black	25 Ft.	1
4309-50	Black	50 Ft.	1
4309C	Black	100 Ft.	1
4309.	Black	250 Ft.	1

### 1-1/2" I.D. Ordering Size

Part#	Color	Quantity	Pc
4310F	Black	25 Ft.	1
4310-150	Black	150 Ft.	1
4310-9F	White	25 Ft.	1
4310-9.	White	150 Ft.	1

### 2" I.D. Ordering Size

Part#	Color	Quantity	Pc
4311C	Black	100 Ft.	1
4311-9.	White	100 Ft.	1



# Sleeving

Now Available  
Split Loom  
Bulk Boxes

## Split Loom (Flex-Guard)

- Bulk Boxes
- 3", 4" & 5" I.D. bulk spools are available by special order.

Ordering Size Nominal I.D.	Carton Qty.	Black Part #	White Part #	Red Part #	Yellow Part #	Blue Part #
1/4"	3,200 Ft.	4304.	4304-9	5304-2	5304-4	5304-6
3/8"	1,900 Ft.	4305.	4305-9	5305-2	5305-4	5305-6
1/2"	1,100 Ft.	4306.	4306-9	5306-2	5306-4	5306-6
5/8"	800 Ft.	4312.	—	—	—	—
3/4"	550 Ft.	—	4307-9	5307-2	5307-4	5307-6
3/4"	600 Ft.	4307.	—	—	—	—
1"	350 Ft.	4308.	4308-9	—	—	—
1-1/4"	250 Ft.	4309.	—	—	—	—
1-1/2"	150 Ft.	4310.	4310-9.	—	—	—
2"	100 Ft.	4311.	4311-9.	—	—	—

## Nylon Split Loom (Flex-Guard) Tubing

- Meets requirements of ISO 1183-A density test.
- ISO/TS 16949 & ISO 9001 Compliant.
- RoHS Compliant.
- Continuous Operating Temperature: -40°C (-40°F) to 149°C (300°F).
- Available in non-split by special order.
- 1/4" to 1-1/2" sizes available - some by special order.
- Available in black with gray stripe.
- Flexibility: Good.
- Flame-Retardant: No.
- Material: Nylon.
- Use 5024F tool to easily pull wires & cables through split loom - see page 145.

JT&T's Nylon Flex-Guard Convuluted Tubing (Split Loom) is designed to provide a flexible, crush-resistant protection for wiring assemblies. The tubing is a corrugated tube used to provide protection to a wire harness or any other product that may be subject to abnormal conditions, such as continuous abrasion & vibration wear, puncturing, water, snow, ice, salt & UV rays. The convuluted tubing is manufactured from a nylon 6 co-polymer resin. The convoluted surface enhances the appearance of your product by providing a uniform tailored finish. The split seam feature allows wires to be inserted easily, eliminating the costly time needed to apply tape, braid or loom. Since the seam is not permanently sealed, the costs of repair or service are also reduced. Temperature rating from -40°C (-40°F) to 149°C (300°F).

Ordering Size Nominal I.D.	Inner Diameter		Outer Diameter		Wall Thickness					
	Min.	Max.	Min.	Max.	Min.					
1/4"	0.256"	6.50mm	0.276"	7.01mm	0.373"	9.47mm	0.398"	10.11mm	0.004"	0.11mm
3/8"	0.368"	9.35mm	0.398"	10.11mm	0.495"	12.56mm	0.525"	13.32mm	0.005"	0.12mm
7/16"	0.399"	10.13mm	0.437"	11.10mm	0.573"	14.55mm	0.597"	15.16mm	0.005"	0.12mm
1/2"	0.473"	12.01mm	0.516"	13.11mm	0.664"	16.87mm	0.700"	17.78mm	0.005"	0.12mm
5/8"	0.603"	15.32mm	0.639"	16.23mm	0.805"	20.45mm	0.837"	21.26mm	0.005"	0.12mm
3/4"	0.747"	18.97mm	0.782"	19.86mm	0.909"	23.10mm	0.939"	23.86mm	0.005"	0.12mm
7/8"	0.848"	21.54mm	0.898"	22.81mm	1.107"	28.12mm	1.151"	29.24mm	0.005"	0.13mm
1"	0.897"	22.78mm	0.949"	24.10mm	1.077"	27.36mm	1.109"	28.17mm	0.006"	0.15mm
1-1/8"	1.122"	28.50mm	1.176"	29.86mm	1.356"	34.58mm	1.413"	35.88mm	0.006"	0.15mm
1-1/4"	1.199"	30.45mm	1.257"	31.93mm	1.446"	36.73mm	1.500"	38.10mm	0.006"	0.15mm
1-1/2"	1.566"	39.78mm	1.647"	41.83mm	1.867"	47.42mm	1.947"	49.45mm	0.006"	0.15mm

## Nylon Split Loom (Flex-Guard)

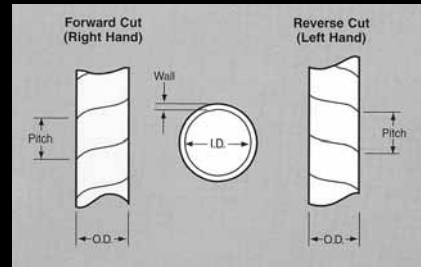
• Bulk Boxes

Part#	Ordering Size Nominal I.D.	Color	Carton Qty.
4304N.	1/4"	Black w/ Gray Stripe	3,200 Ft.
4305N.	3/8"	Black w/ Gray Stripe	1,900 Ft.
4306N.	1/2"	Black w/ Gray Stripe	1,100 Ft.
4312N.	5/8"	Black w/ Gray Stripe	800 Ft.
4307N.	3/4"	Black w/ Gray Stripe	600 Ft.
4308N.	1"	Black w/ Gray Stripe	400 Ft.
4309N.	1-1/4"	Black w/ Gray Stripe	250 Ft.
4310N.	1-1/2"	Black w/ Gray Stripe	150 Ft.



## Spiral-Cut Tubing (Forward Cut)

- Meets requirements of SAE-AMS-P-21922 (formerly MIL-P-21922) & A-A-59602.
- Meets Federal Specification: L-P-390.
- UL Recognized: Category UZKX2, File E83405(M).
- ISO 9001:2008 Compliant.
- RoHS Compliant.
- Continuous Operating Temperature: -60°C (-76°F) to 88°C (190°F).
- Available in reverse cut by special order.
- 5/8", 1-1/4", 1-1/2" O.D. sizes available by special order.
- Flame-Retardant: No.
- Natural Tubing Material: Polyethylene.
- Black Tubing Material: Polyethylene w/ an ultraviolet absorber.



JT&T Spiral-Cut Polyethylene Tubing is a highly flexible wrap used to hold bundles of wire, cable, tubing & control rods for protection from abrasion & for noise suppression. It has an elastic memory & tends to come back to & hold its original shape. Spiral tubing allows quick, easy bundling of multiple lines of wires, cables or tubing holding firmly but allows flexibility. It wraps on like tape & can be re-used quickly & simply. Openings in the spiral wrap tubing let you see the individual lines of tubing & allow easy removal of a single line making it ideal for custom wiring in areas requiring frequent changing & servicing. Wrap is reusable, nonconductive, highly abrasion resistant, not affected by most chemicals & can be used both indoors and outdoors. Spiral tubing is available in additional sizes, in flame-retardant formulations, nylon material & in additional colors by special order. Both natural & black spiral-cut tubing are forward cut & made from polyethylene; but black tubing features an ultraviolet absorber which permits it to be used outdoors in direct sunlight for long periods of time. Temperature rating from -60°C (-76°F) to 88°C (190°F).

Ordering Size Nominal I.D.	Outer Diameter		Inner Diameter		Wall Thickness (+/- .005" or 0.13mm)		Pitch (+/- .030" or 0.76mm)		Maximum Bundle Range
1/8"	0.125"	3.18mm	0.061"	1.55mm	0.030"	0.76mm	0.187"	4.75mm	1/16" to 1/2"
3/16"	0.187"	4.75mm	0.127"	3.23mm	0.030"	0.76mm	0.250"	6.35mm	1/8" to 1-1/2"
1/4"	0.250"	6.35mm	0.160"	4.06mm	0.045"	1.14mm	0.375"	9.52mm	3/16" to 2"
3/8"	0.375"	9.52mm	0.271"	6.88mm	0.052"	1.32mm	0.438"	11.13mm	5/16" to 3"
1/2"	0.500"	12.70mm	0.376"	9.55mm	0.062"	1.57mm	0.563"	14.30mm	3/8" to 4"
5/8"	0.625"	15.88mm	0.500"	12.70mm	0.062"	1.57mm	0.625"	15.88mm	1/2" to 4-1/2"
3/4"	0.750"	19.05mm	0.620"	15.75mm	0.065"	1.65mm	0.750"	19.05mm	3/4" to 5"
1"	1.000"	25.40mm	0.840"	21.34mm	0.080"	2.03mm	1.000"	25.40mm	1" to 7"
1-1/4"	1.250"	31.75mm	1.070"	27.18mm	0.090"	2.29mm	1.250"	31.75mm	1-1/4" to 8"
1-1/2"	1.500"	38.10mm	1.300"	33.02mm	0.100"	2.54mm	1.500"	38.10mm	1-1/2" to 10"



# Sleeving

## Spiral-Cut Tubing

• 5/8", 1-1/4", 1-1/2" O.D. sizes available by special order.

Part#	Ordering Size Nominal O.D.	Color	Quantity	Pc
4200F	1/8"	Natural	25 Ft.	1
4200C	1/8"	Natural	100 Ft.	1
4200F-0	1/8"	Black	25 Ft.	1
4200C-0	1/8"	Black	100 Ft.	1
4201F	3/16"	Natural	25 Ft.	1
4201C	3/16"	Natural	100 Ft.	1
4201F-0	3/16"	Black	25 Ft.	1
4201C-0	3/16"	Black	100 Ft.	1
4203F	1/4"	Natural	25 Ft.	1
4203C	1/4"	Natural	100 Ft.	1
4203F-0	1/4"	Black	25 Ft.	1
4203C-0	1/4"	Black	100 Ft.	1
4204F	3/8"	Natural	25 Ft.	1
4204C	3/8"	Natural	100 Ft.	1
4204F-0	3/8"	Black	25 Ft.	1
4204C-0	3/8"	Black	100 Ft.	1
4205F	1/2"	Natural	25 Ft.	1
4205C	1/2"	Natural	100 Ft.	1
4205F-0	1/2"	Black	25 Ft.	1
4205C-0	1/2"	Black	100 Ft.	1
4206F	3/4"	Natural	25 Ft.	1
4206C	3/4"	Natural	100 Ft.	1
4206F-0	3/4"	Black	25 Ft.	1
4206C-0	3/4"	Black	100 Ft.	1
4207F	1"	Natural	25 Ft.	1
4207C	1"	Natural	100 Ft.	1
4207F-0	1"	Black	25 Ft.	1
4207C-0	1"	Black	100 Ft.	1

### Spiral-Cut Tubing Assortments - Natural

Part#	Ordering Size Nominal O.D.'s	Pcs
4250F	1/8" & 1/4"	(2) 11 Ft. Cuts
4251F	3/8" & 1/2"	(2) 11 Ft. Cuts
4252F	1/8", 1/4", 3/8" & 1/2"	(4) 5 Ft. Cuts

### Spiral-Cut Tubing Assortments - Black

Part#	Ordering Size Nominal O.D.'s	Pcs
4250F-0	1/8" & 1/4"	(2) 11 Ft. Cuts
4251F-0	3/8" & 1/2"	(2) 11 Ft. Cuts
4252F-0	1/8", 1/4", 3/8" & 1/2"	(4) 5 Ft. Cuts



## Spiral-Cut Tubing Assortments

### 4250F - Assorted Natural Spiral-Cut Tubing - 22 Ft. • 1/8" & 1/4" O.D.'s

Part#	Description	Cut	Pc
4200	1/8" O.D. Natural Spiral Tubing	11 Ft.	1
4203	1/4" O.D. Natural Spiral Tubing	11 Ft.	1

### 4251F - Assorted Natural Spiral-Cut Tubing - 22 Ft. • 3/8" & 1/2" O.D.'s

Part#	Description	Cut	Pc
4204	3/8" O.D. Natural Spiral Tubing	11 Ft.	1
4205	1/2" O.D. Natural Spiral Tubing	11 Ft.	1

### 4252F - Assorted Natural Spiral-Cut Tubing - 20 Ft. • 1/8", 1/4", 3/8" & 1/2" O.D.'s

Part#	Description	Cut	Pc
4200	1/8" O.D. Natural Spiral Tubing	5 Ft.	1
4203	1/4" O.D. Natural Spiral Tubing	5 Ft.	1
4204	3/8" O.D. Natural Spiral Tubing	5 Ft.	1
4205	1/2" O.D. Natural Spiral Tubing	5 Ft.	1

### 4250F-0 - Assorted Black Spiral-Cut Tubing - 22 Ft. • 1/8" & 1/4" O.D.'s

Part#	Description	Cut	Pc
4200-0	1/8" O.D. Black Spiral Tubing	11 Ft.	1
4203-0	1/4" O.D. Black Spiral Tubing	11 Ft.	1

### 4251F-0 - Assorted Black Spiral-Cut Tubing - 22 Ft. • 3/8" & 1/2" O.D.'s

Part#	Description	Cut	Pc
4204-0	3/8" O.D. Black Spiral Tubing	11 Ft.	1
4205-0	1/2" O.D. Black Spiral Tubing	11 Ft.	1

### 4252F-0 - Assorted Black Spiral-Cut Tubing - 20 Ft. • 1/8", 1/4", 3/8" & 1/2" O.D.'s

Part#	Description	Cut	Pc
4200-0	1/8" O.D. Black Spiral Tubing	5 Ft.	1
4203-0	1/4" O.D. Black Spiral Tubing	5 Ft.	1
4204-0	3/8" O.D. Black Spiral Tubing	5 Ft.	1
4205-0	1/2" O.D. Black Spiral Tubing	5 Ft.	1

## Asphalt-Coated Fabric Loom

- Meets requirements of SAE-J562A & HH-T-791 A,B,C.
- Meets Ford, Chrysler, GM & Packard Electric Specifications (see below).
- Continuous Operating Temperature: -40°C (-40°F) to 135°C (275°F).
- Maximum Temperature: 176°C (350°F).
- 1/8", 1-1/4", 1-1/2" O.D. sizes available by special order.
- Flame-Retardant Coating: Yes.
- Material: Asphalt-Coated Fabric Loom.



JT&T Asphalt-Coated Fabric Loom is a flame-retardant, non-metallic flexible conduit woven from the highest grade yarns & fibers. Standard products are a blend of cotton/poly fiber, PET monofilament & an asphaltic resin. Meets MIL-Spec, SAE-Spec, Ford, Chrysler & General Motor Specifications. Military Specs: HH-T-791 A,B,C. SAE Spec: SAE-J562A. Ford Specs: ESB-M3L38-A, ESF-M3L45-A, ESB-M99H96. Chrysler Specs: MS-542, MSJZ9-31. GM Specs: GM-675, 676, 677, 678-M, Packard Electric Spec: PM451. Fabric Loom is available in additional sizes & in additional colors by special order. Woven loom is typically shock absorbent, completely flexible, dimensionally stable & sound absorbent. Woven loom is also resistant to oil, fuels, fire and water. It is temperature insensitive and impervious to hostile environments. Woven loom is often used in wire harnesses, fuel and vacuum lines, battery cables, oil indicators, control rods, EGR tubes and mold ducts. Specifically it has been used to protect truck battery cables during engine installation, prevent damage to starter cables during engine installation, prevent damage to wiring where exposed to sheet metal, protect copper air brake lines from stone damage & protect jumper wires between tractors & trailers. It is coated with a special flame-retardant, black bituminous coating & is ideal for harsh environments. Available in additional sizes, formulations & in additional colors by special order. Temperature rating from -40°C (-40°F) to 135°C (275°F).

Part #	Ordering Size Nominal I.D.	Inner Diameter (+/- 10%)		Outer Diameter (+/- 10%)		Wall Thickness		Color	Quantity	Pc
4270F	3/16"	0.188"	4.78mm	0.288"	7.32mm	0.050"	1.27mm	Black	10 Ft.	1
4270	3/16"	0.188"	4.78mm	0.288"	7.32mm	0.050"	1.27mm	Black	50 Ft.	1
4270.	3/16"	0.188"	4.78mm	0.288"	7.32mm	0.050"	1.27mm	Black	500 Ft.	1
4271F	1/4"	0.250"	6.35mm	0.350"	8.89mm	0.050"	1.27mm	Black	10 Ft.	1
4271	1/4"	0.250"	6.35mm	0.350"	8.89mm	0.050"	1.27mm	Black	50 Ft.	1
4271D	1/4"	0.250"	6.35mm	0.350"	8.89mm	0.050"	1.27mm	Black	500 Ft.	1
4271.	1/4"	0.250"	6.35mm	0.350"	8.89mm	0.050"	1.27mm	Black	1,250 Ft.	1
4272F	3/8"	0.375"	9.52mm	0.495"	12.57mm	0.060"	1.52mm	Black	10 Ft.	1
4272	3/8"	0.375"	9.52mm	0.495"	12.57mm	0.060"	1.52mm	Black	50 Ft.	1
4272.	3/8"	0.375"	9.52mm	0.495"	12.57mm	0.060"	1.52mm	Black	500 Ft.	1
4273F	1/2"	0.500"	12.70mm	0.640"	16.26mm	0.070"	1.78mm	Black	10 Ft.	1
4273	1/2"	0.500"	12.70mm	0.640"	16.26mm	0.070"	1.78mm	Black	50 Ft.	1
4273.	1/2"	0.500"	12.70mm	0.640"	16.26mm	0.070"	1.78mm	Black	500 Ft.	1
4274F	5/8"	0.625"	15.88mm	0.785"	19.94mm	0.080"	2.03mm	Black	10 Ft.	1
4274	5/8"	0.625"	15.88mm	0.785"	19.94mm	0.080"	2.03mm	Black	50 Ft.	1
4274.	5/8"	0.625"	15.88mm	0.785"	19.94mm	0.080"	2.03mm	Black	500 Ft.	1
4275F	3/4"	0.750"	19.05mm	0.910"	23.11mm	0.080"	2.03mm	Black	10 Ft.	1
4275	3/4"	0.750"	19.05mm	0.910"	23.11mm	0.080"	2.03mm	Black	25 Ft.	1
4275.	3/4"	0.750"	19.05mm	0.910"	23.11mm	0.080"	2.03mm	Black	500 Ft.	1
4276F	1"	1.000"	25.40mm	1.176"	29.87mm	0.088"	2.24mm	Black	10 Ft.	1
4276	1"	1.000"	25.40mm	1.176"	29.87mm	0.088"	2.24mm	Black	25 Ft.	1
4276.	1"	1.000"	25.40mm	1.176"	29.87mm	0.088"	2.24mm	Black	250 Ft.	1

# Sleeving

## PET Expandable Sleeving - Standard

- To avoid fraying cut with hot knife.
- Comes on spools.
- Meets requirements of FAR 25 & FMVSS 302.
- UL recognized & CSA Certified.
- Continuous Operating Temperature:  
-70°C (-94°F) to 125°C (257°F).
- Melting Temperature: 250°C (482°F).
- 1/8" to 3" sizes available - some by special order.
- Available in 27 different colors by special order - some are UV Reactive.
- Flame-Retardant: No.
- PT Grade & Halogen Free.
- Monofilament Diameter: 0.010" (0.25mm).
- Material: Polyethylene Terephthalate (PET).
- Use 5055F or 5056F hot knife tools to cut & seal sleeving - see page 146



JT&T's Standard PET Expandable Sleeving expands up to 150% & is braided from 10 mil polyethylene terephthalate (PET) monofilament yarns. It is used in electronics, automotive, marine & industrial wire harnessing applications where cost efficiency & durability are critical. The unique braided construction & wide expandability allows quick & easy installation over large connectors & long run wire or cable. Abrasion & cut resistant; also resists UV radiation, gasoline & other engine chemicals. Standard PET can be found in applications ranging from office, home to high-tech wire & cable harnesses. The sleeving cuts easily & cleanly with a hot knife & once installed, will beautify & protect any wire, hose or cable application. Available in additional formulations & colors by special order. Temperature rating from -70°C (-94°F) to 125°C (257°F).

Part #	Ordering Size Nominal I.D.	Expansion Range				Color	Quantity	Pc
		Min.		Max.				
4200-225-0	1/8"	3/32"	2.39mm	1/4"	0.64mm	Black	225 Ft.	1
4131-0	1/8"	3/32"	2.39mm	1/4"	0.64mm	Black	1,000 Ft.	1
4201-200-0	1/4"	1/8"	3.18mm	7/16"	11.13mm	Black	200 Ft.	1
4115-0	1/4"	1/8"	3.18mm	7/16"	11.13mm	Black	1,000 Ft.	1
4202-125-0	3/8"	3/16"	4.78mm	5/8"	15.88mm	Black	125Ft.	1
4132-0	3/8"	3/16"	4.78mm	5/8"	15.88mm	Black	500 Ft.	1
4203-100-0	1/2"	1/4"	6.35mm	3/4"	19.05mm	Black	100 Ft.	1
4116-0	1/2"	1/4"	6.35mm	3/4"	19.05mm	Black	500 Ft.	1
4204-100-0	5/8"	3/8"	9.52mm	1"	25.40mm	Black	100 Ft.	1
4133-0	5/8"	3/8"	9.52mm	1"	25.40mm	Black	500 Ft.	1
4205-75-0	3/4"	1/2"	12.70mm	1-1/4"	31.75mm	Black	75 Ft.	1
4134-0	3/4"	1/2"	12.70mm	1-1/4"	31.75mm	Black	250 Ft.	1
4212-65-0	1"	5/8"	15.88mm	1-5/8"	41.28mm	Black	65 Ft.	1
4117-0	1"	5/8"	15.88mm	1-5/8"	41.28mm	Black	250 Ft.	1
4206-50-0	1-1/4"	3/4"	19.05mm	1-3/4"	44.45mm	Black	50 Ft.	1
4118-0	1-1/4"	3/4"	19.05mm	1-3/4"	44.45mm	Black	250 Ft.	1
4207-40-0	1-1/2"	1"	25.40mm	2-1/2"	63.50mm	Black	40 Ft.	1
4119-0	1-1/2"	1"	25.40mm	2-1/2"	63.50mm	Black	200 Ft.	1
4208-30-0	1-3/4"	1-1/4"	31.75mm	2-3/4"	69.85mm	Black	30 Ft.	1
4113-0	1-3/4"	1-1/4"	31.75mm	2-3/4"	69.85mm	Black	200 Ft.	1
4209-50-0	2"	1-1/2"	38.10mm	3-1/2"	88.90mm	Black	50 Ft.	1
4120-0	2"	1-1/2"	38.10mm	3-1/2"	88.90mm	Black	200 Ft.	1
4210-50-0	2-1/2"	1-3/4"	44.45mm	4-1/2"	114.30mm	Black	50 Ft.	1
4121-0	2-1/2"	1-3/4"	44.45mm	4-1/2"	114.30mm	Black	200 Ft.	1
4211-50-0	3"	2-1/2"	63.50mm	4-3/4"	120.65mm	Black	50 Ft.	1
4122-0	3"	2-1/2"	63.50mm	4-3/4"	120.65mm	Black	100 Ft.	1

## PET Expandable Sleeving - Clean Cut

- Can use with scissors for easy, fray resistant installation.
- No hot knife required.
- Comes on spools.
- Meets requirements of FAR 25 & FMVSS 302.
- UL Recognized & CSA Certified.
- Continuous Operating Temperature: -70°C (-94°F) to 125°C (257°F).
- Melting Temperature: 250°C (482°F).
- 1/8" to 1-1/2" sizes available - some by special order.
- Available in gray color - by special order.
- Flame-Retardant: No.  
Flammability Rating: UL94.
- PT Grade & Halogen Free.
- Monofilament Diameter: 0.008" (0.20mm).
- Material: Polyethylene Terephthalate (PET).



JT&T's Clean-Cut PET Expandable Sleeving expands up to 150% & is braided from 10 mil polyethylene terephthalate (PET) monofilament yarns. Has increased braid density for fuller coverage. It is used in electronics, automotive, marine & industrial wire harnessing applications & is ideal for situations where access to a hot knife is impossible. The unique braided construction & wide expandability allows quick & easy installation over large connectors & long run wire or cable. Abrasion & cut resistant; also resists UV radiation, gasoline & other engine chemicals. By adjusting the physical characteristics of the PET filaments; Clean-Cut PET has the unique advantage of being able to be cut with scissors & still maintain an extraordinary fray-resistant end. Fray resistant properties allow frequent expansion at the cut end without unraveling. When cut with a hot knife clean-cut PET produces a virtually frayless end. Available in additional formulations & colors by special order. Temperature rating from -70°C (-94°F) to 125°C (257°F).

Part #	Ordering Size Nominal I.D.	Expansion Range				Color	Quantity	Pc
		Min.		Max.				
4108F	1/8"	1/8"	3.18mm	1/4"	0.64mm	Black	20 Ft.	1
4230-100-0	1/8"	1/8"	3.18mm	1/4"	0.64mm	Black	100 Ft.	1
4108-0	1/8"	1/8"	3.18mm	1/4"	0.64mm	Black	1,000 Ft.	1
4230-100-3	1/8"	1/8"	3.18mm	1/4"	0.64mm	Gray	100 Ft.	1
4108-3	1/8"	1/8"	3.18mm	1/4"	0.64mm	Gray	1,000 Ft.	1
4109F	1/4"	5/32"	3.96mm	7/16"	11.13mm	Black	16 Ft.	1
4231-100-0	1/4"	5/32"	3.96mm	7/16"	11.13mm	Black	100 Ft.	1
4109-0	1/4"	5/32"	3.96mm	7/16"	11.13mm	Black	1,000 Ft.	1
4231-100-3	1/4"	5/32"	3.96mm	7/16"	11.13mm	Gray	100 Ft.	1
4109-3	1/4"	5/32"	3.96mm	7/16"	11.13mm	Gray	1,000 Ft.	1
4124F	3/8"	3/16"	4.78mm	5/8"	15.88mm	Black	12 Ft.	1
4232-100-0	3/8"	3/16"	4.78mm	5/8"	15.88mm	Black	100 Ft.	1
4124-0	3/8"	3/16"	4.78mm	5/8"	15.88mm	Black	500 Ft.	1
4232-100-3	3/8"	3/16"	4.78mm	5/8"	15.88mm	Gray	100 Ft.	1
4124-3	3/8"	3/16"	4.78mm	5/8"	15.88mm	Gray	500 Ft.	1
4110F	1/2"	1/4"	6.35mm	3/4"	19.05mm	Black	10 Ft.	1
4233-100-0	1/2"	1/4"	6.35mm	3/4"	19.05mm	Black	100 Ft.	1
4110-0	1/2"	1/4"	6.35mm	3/4"	19.05mm	Black	500 Ft.	1
4233-100-3	1/2"	1/4"	6.35mm	3/4"	19.05mm	Gray	100 Ft.	1
4110-3	1/2"	1/4"	6.35mm	3/4"	19.05mm	Gray	500 Ft.	1
4111F	3/4"	5/8"	15.88mm	1"	25.40mm	Black	8 Ft.	1
4234-75-0	3/4"	5/8"	15.88mm	1"	25.40mm	Black	75 Ft.	1
4111C	3/4"	5/8"	15.88mm	1"	25.40mm	Black	100 Ft.	1
4111-0	3/4"	5/8"	15.88mm	1"	25.40mm	Black	250 Ft.	1
4234-75-3	3/4"	5/8"	15.88mm	1"	25.40mm	Gray	75 Ft.	1
4111-3	3/4"	5/8"	15.88mm	1"	25.40mm	Gray	250 Ft.	1
4125F	1"	3/4"	19.05mm	1-3/16"	30.18mm	Black	5 Ft.	1
4235-50-0	1"	3/4"	19.05mm	1-3/16"	30.18mm	Black	50 Ft.	1
4125-0	1"	3/4"	19.05mm	1-3/16"	30.18mm	Black	250 Ft.	1
4235-50-3	1"	3/4"	19.05mm	1-3/16"	30.18mm	Gray	50 Ft.	1
4125-3	1"	3/4"	19.05mm	1-3/16"	30.18mm	Gray	250 Ft.	1
4236-50-0	1-1/4"	1"	25.40mm	1-1/2"	38.10mm	Black	50 Ft.	1
4112-0	1-1/4"	1"	25.40mm	1-1/2"	38.10mm	Black	250 Ft.	1
4236-50-3	1-1/4"	1"	25.40mm	1-1/2"	38.10mm	Gray	50 Ft.	1
4112-3	1-1/4"	1"	25.40mm	1-1/2"	38.10mm	Gray	250 Ft.	1
4237-50-0	1-1/2"	1-1/4"	31.75mm	2"	50.80mm	Black	50 Ft.	1
4126-0	1-1/2"	1-1/4"	31.75mm	2"	50.80mm	Black	250 Ft.	1
4237-50-3	1-1/2"	1-1/4"	31.75mm	2"	50.80mm	Gray	50 Ft.	1
4126-3	1-1/2"	1-1/4"	31.75mm	2"	50.80mm	Gray	250 Ft.	1



# Sleeving

## PET Expandable Sleeving - Flame Retardant

- To avoid fraying cut with hot knife.
- Comes on spools.
- UL Recognized & CSA Certified.
- Meets requirements of MIL-STD 202, FAR 25, FMVSS 302 & FR-1.
- UL Recognized & CSA Certified.
- Continuous Operating Temperature: -70°C (-94°F) to 125°C (257°F).
- Melting Temperature: 250°C (482°F).
- 1/8" to 3" sizes available - some by special order.
- Available in 4 colors: black w/ white, white w/ black, gray w/ white & black w/ red tracer - some by special order.
- Flame-Retardant: Yes.
- Flammability Rating: VW-1.
- PT Grade & Halogen Free.
- Monofilament Diameter: 0.010" (0.25mm).  
Material: Polyethylene Terephthalate (PET).
- Use 5055F or 5056F hot knife tools to cut & seal sleeving - see page 146



JT&T's Flame-Retardant PET Expandable Sleeving expands up to 150% & is braided from 10 mil polyethylene terephthalate (PET) monofilament yarns. It is the perfect choice for electronic & high tech applications where flame retardance & durability are primary concerns. The unique braided construction & wide expandability allows quick & easy installation over large connectors & long run wire or cable. Abrasion & cut resistant; also resists UV radiation, gasoline & other engine chemicals. The addition of an organic combustion inhibitor to our standard PET expandable sleeving gives flame retardant PET a UL & CSA flame resistance rating of VW-1. Black sleeving comes with white tracer & white sleeving comes with a black tracer. The sleeving cuts easily & cleanly with a hot knife & once installed, will beautify & protect any wire, hose or cable application. Available in additional formulations & colors by special order. Temperature rating from -70°C (-94°F) to 125°C (257°F).

Part #	Ordering Size Nominal I.D.	Expansion Range				Color	Quantity	Pc
		Min.		Max.				
4101C	1/8"	3/32"	2.39mm	1/4"	0.64mm	Black w/ White Tracer	100 Ft.	1
4215-225-0	1/8"	3/32"	2.39mm	1/4"	0.64mm	Black w/ White Tracer	225 Ft.	1
4101-0	1/8"	3/32"	2.39mm	1/4"	0.64mm	Black w/ White Tracer	1,000 Ft.	1
4215-225-9	1/8"	3/32"	2.39mm	1/4"	0.64mm	White w/ Black Tracer	225 Ft.	1
4101-9	1/8"	3/32"	2.39mm	1/4"	0.64mm	White w/ Black Tracer	1,000 Ft.	1
4102C	1/4"	1/8"	3.18mm	7/16"	11.13mm	Black w/ White Tracer	100 Ft.	1
4216-200-0	1/4"	1/8"	3.18mm	7/16"	11.13mm	Black w/ White Tracer	200 Ft.	1
4102-0	1/4"	1/8"	3.18mm	7/16"	11.13mm	Black w/ White Tracer	1,000 Ft.	1
4216-200-9	1/4"	1/8"	3.18mm	7/16"	11.13mm	White w/ Black Tracer	200 Ft.	1
4102-9	1/4"	1/8"	3.18mm	7/16"	11.13mm	White w/ Black Tracer	1,000 Ft.	1
4217-125-0	3/8"	3/16"	4.78mm	5/8"	15.88mm	Black w/ White Tracer	125 Ft.	1
4127-0	3/8"	3/16"	4.78mm	5/8"	15.88mm	Black w/ White Tracer	500 Ft.	1
4217-125-9	3/8"	3/16"	4.78mm	5/8"	15.88mm	White w/ Black Tracer	125 Ft.	1
4127-9	3/8"	3/16"	4.78mm	5/8"	15.88mm	White w/ Black Tracer	500 Ft.	1
4218-100-0	1/2"	1/4"	6.35mm	3/4"	19.05mm	Black w/ White Tracer	100 Ft.	1
4103-0	1/2"	1/4"	6.35mm	3/4"	19.05mm	Black w/ White Tracer	500 Ft.	1
4218-100-9	1/2"	1/4"	6.35mm	3/4"	19.05mm	White w/ Black Tracer	100 Ft.	1
4103-9	1/2"	1/4"	6.35mm	3/4"	19.05mm	White w/ Black Tracer	500 Ft.	1
4220-75-0	3/4"	1/2"	12.70mm	1-1/4"	31.75mm	Black w/ White Tracer	75 Ft.	1
4104-0	3/4"	1/2"	12.70mm	1-1/4"	31.75mm	Black w/ White Tracer	250 Ft.	1
4220-75-9	3/4"	1/2"	12.70mm	1-1/4"	31.75mm	White w/ Black Tracer	75 Ft.	1
4104-9	3/4"	1/2"	12.70mm	1-1/4"	31.75mm	White w/ Black Tracer	250 Ft.	1

Continued on page 108

## PET Expandable Sleeving - Flame Retardant (cont)

Part #	Ordering Size Nominal I.D.	Expansion Range		Color	Quantity	Pc		
		Min.	Max.					
4219-65-0	1"	5/8"	15.88mm	1-5/8"	41.28mm	Black w/ White Tracer	65 Ft.	1
4100-0	1"	5/8"	15.88mm	1-5/8"	41.28mm	Black w/ White Tracer	250 Ft.	1
4219-65-9	1"	5/8"	15.88mm	1-5/8"	41.28mm	White w/ Black Tracer	65 Ft.	1
4100-9	1"	5/8"	15.88mm	1-5/8"	41.28mm	White w/ Black Tracer	250 Ft.	1
4221-50-0	1-1/4"	3/4"	19.05mm	1-3/4"	44.45mm	Black w/ White Tracer	50 Ft.	1
4105-0	1-1/4"	3/4"	19.05mm	1-3/4"	44.45mm	Black w/ White Tracer	250 Ft.	1
4221-50-9	1-1/4"	3/4"	19.05mm	1-3/4"	44.45mm	White w/ Black Tracer	50 Ft.	1
4105-9	1-1/4"	3/4"	19.05mm	1-3/4"	44.45mm	White w/ Black Tracer	250 Ft.	1
4224-40-0	1-1/2"	1"	25.40mm	2-1/2"	63.50mm	Black w/ White Tracer	40 Ft.	1
4128-0	1-1/2"	1"	25.40mm	2-1/2"	63.50mm	Black w/ White Tracer	200 Ft.	1
4224-40-9	1-1/2"	1"	25.40mm	2-1/2"	63.50mm	White w/ Black Tracer	40 Ft.	1
4128-9	1-1/2"	1"	25.40mm	2-1/2"	63.50mm	White w/ Black Tracer	200 Ft.	1
4222-30-0	1-3/4"	1-1/4"	31.75mm	2-3/4"	69.85mm	Black w/ White Tracer	30 Ft.	1
4106-0	1-3/4"	1-1/4"	31.75mm	2-3/4"	69.85mm	Black w/ White Tracer	200 Ft.	1
4222-30-9	1-3/4"	1-1/4"	31.75mm	2-3/4"	69.85mm	White w/ Black Tracer	30 Ft.	1
4106-9	1-3/4"	1-1/4"	31.75mm	2-3/4"	69.85mm	White w/ Black Tracer	200 Ft.	1
4223-50-0	2"	1-1/2"	38.10mm	3-1/2"	88.90mm	Black w/ White Tracer	50 Ft.	1
4107-0	2"	1-1/2"	38.10mm	3-1/2"	88.90mm	Black w/ White Tracer	200 Ft.	1
4223-50-9	2"	1-1/2"	38.10mm	3-1/2"	88.90mm	White w/ Black Tracer	50 Ft.	1
4107-9	2"	1-1/2"	38.10mm	3-1/2"	88.90mm	White w/ Black Tracer	200 Ft.	1
4225-50-0	2-1/2"	1-3/4"	44.45mm	4-1/2"	114.30mm	Black w/ White Tracer	50 Ft.	1
4129-0	2-1/2"	1-3/4"	44.45mm	4-1/2"	114.30mm	Black w/ White Tracer	200 Ft.	1
4225-50-9	2-1/2"	1-3/4"	44.45mm	4-1/2"	114.30mm	White w/ Black Tracer	50 Ft.	1
4129-9	2-1/2"	1-3/4"	44.45mm	4-1/2"	114.30mm	White w/ Black Tracer	200 Ft.	1
4226-50-0	3"	2-1/2"	63.50mm	4-3/4"	120.65mm	Black w/ White Tracer	50 Ft.	1
4130-0	3"	2-1/2"	63.50mm	4-3/4"	120.65mm	Black w/ White Tracer	100 Ft.	1
4226-50-9	3"	2-1/2"	63.50mm	4-3/4"	120.65mm	White w/ Black Tracer	50 Ft.	1
4130-9	3"	2-1/2"	63.50mm	4-3/4"	120.65mm	White w/ Black Tracer	100 Ft.	1



## Hot Knife Solutions

Simple, effective tools that  
prevent sleeve fraying

See our Handheld and Bench Mount  
hot knife knives on page 146.

# Sleeving

## PET Expandable Sleeving - Semi-Rigid Split Wrap

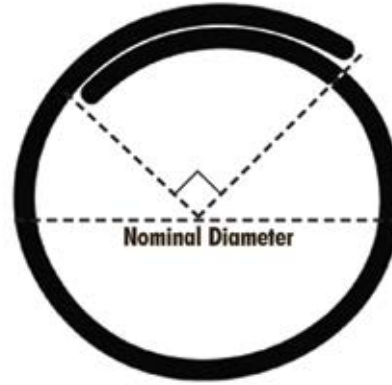
- To avoid fraying cut with hot knife.
- Comes in spools.
- Meets requirements of FAR 25 & FMVSS 302.
- UL Recognized & CSA Certified.
- Continuous Operating Temperature: -70°C (-94°F) to 125°C (257°F).
- Melting Temperature: 250°C (482°F).
- 1/8" to 2" I.D. sizes available - some by special order.
- Available in 4 colors: black, orange, platinum gray & clear/white - some by special order.
- 25% Edge Overlap.
- Flame-Retardant: No.
- PT Grade & Halogen Free.
- Material: Polyethylene Terephthalate (PET).
- Use 5055F or 5056F hot knife tools to cut & seal sleeving - see page 146.



JT&T's Semi-Rigid Wrappable PET Expandable Sleeving is braided from 10 mil polyethylene terephthalate (PET) monofilament yarns. Its unique split, semi-rigid braided construction makes it the ideal solution for situations where ease of installation is of primary importance. The lateral split allows the tube to open up to accommodate a wide variety of bundling requirements & the semi-rigid braid configuration simply closes around the entire installation without the need for any additional fasteners. The 25% edge overlap (at nominal diameter) allows coverage around wires, cables, inline plugs, connectors & splices without exposing wire. This sleeving will bend to a tight radius without distorting or splitting open & unlike full rigid tubing, will not impair or affect the flexibility of harnesses. Easy on/off installation - to use just separate along the edge of the sleeving & slip the entire length of the sleeving around component. For best result, it is recommended that component being covered is the sleeve's nominal size or very slightly larger. The unique braided construction & expandability allows quick & easy installation over large connectors & long run wire or cable. Abrasion & cut resistant. Chemically inert & halogen free. The sleeving cuts easily & cleanly with a hot knife & once installed, will beautify & protect any wire, hose or cable application. Available in additional formulations & colors by special order. Temperature rating from -70°C (-94°F) to 125°C (257°F).

Part #	Ordering Size Nominal I.D.	Wall Thickness		Monofilament Diameter		Color	Quantity	Pc
4253F	1/8"	0.024"	0.61mm	0.008"	0.20mm	Black	20 Ft.	1
4253-100-0	1/8"	0.024"	0.61mm	0.008"	0.20mm	Black	100 Ft.	1
4253-200-0	1/8"	0.024"	0.61mm	0.008"	0.20mm	Black	400 Ft.	1
4253-100-3	1/8"	0.024"	0.61mm	0.008"	0.20mm	Platinum Gray	100 Ft.	1
4253-200-3	1/8"	0.024"	0.61mm	0.008"	0.20mm	Platinum Gray	400 Ft.	1
4254F	1/4"	0.025"	0.64mm	0.010"	0.25mm	Black	16 Ft.	1
4254-75-0	1/4"	0.025"	0.64mm	0.010"	0.25mm	Black	100 Ft.	1
4254-150-0	1/4"	0.025"	0.64mm	0.010"	0.25mm	Black	200 Ft.	1
4254-75-3	1/4"	0.025"	0.64mm	0.010"	0.25mm	Platinum Gray	100 Ft.	1
4254-150-3	1/4"	0.025"	0.64mm	0.010"	0.25mm	Platinum Gray	200 Ft.	1
4255F	3/8"	0.025"	0.64mm	0.010"	0.25mm	Black	12 Ft.	1
4255-75-0	3/8"	0.025"	0.64mm	0.010"	0.25mm	Black	75 Ft.	1
4255-150-0	3/8"	0.025"	0.64mm	0.010"	0.25mm	Black	150 Ft.	1
4255-75-3	3/8"	0.025"	0.64mm	0.010"	0.25mm	Platinum Gray	75 Ft.	1
4255-150-3	3/8"	0.025"	0.64mm	0.010"	0.25mm	Platinum Gray	150 Ft.	1

Continued on page 110



**PET Expandable Sleeving - Semi-Rigid Split Wrap (cont)**

Part #	Ordering Size Nominal I.D.	Wall Thickness	Monofilament Diameter	Color	Quantity	Pc
4256F	1/2"	0.025" 0.64mm	0.010" 0.25mm	Black	10 Ft.	1
4256-50-0	1/2"	0.025" 0.64mm	0.010" 0.25mm	Black	75 Ft.	1
4256-100-0	1/2"	0.025" 0.64mm	0.010" 0.25mm	Black	150 Ft.	1
4256-50-3	1/2"	0.025" 0.64mm	0.010" 0.25mm	Platinum Gray	75 Ft.	1
4256-100-3	1/2"	0.025" 0.64mm	0.010" 0.25mm	Platinum Gray	150 Ft.	1
4257F	3/4"	0.025" 0.64mm	0.010" 0.25mm	Black	8 Ft.	1
4257-50-0	3/4"	0.025" 0.64mm	0.010" 0.25mm	Black	50 Ft.	1
4257-100-0	3/4"	0.025" 0.64mm	0.010" 0.25mm	Black	100 Ft.	1
4257-50-3	3/4"	0.025" 0.64mm	0.010" 0.25mm	Platinum Gray	50 Ft.	1
4257-100-3	3/4"	0.025" 0.64mm	0.010" 0.25mm	Platinum Gray	100 Ft.	1
4258F	1"	0.038" 0.97mm	0.015" 0.38mm	Black	5 Ft.	1
4258-25-0	1"	0.038" 0.97mm	0.015" 0.38mm	Black	50 Ft.	1
4258-75-0	1"	0.038" 0.97mm	0.015" 0.38mm	Black	100 Ft.	1
4258-25-3	1"	0.038" 0.97mm	0.015" 0.38mm	Platinum Gray	50 Ft.	1
4258-75-3	1"	0.038" 0.97mm	0.015" 0.38mm	Platinum Gray	100 Ft.	1
4259-25-0	1-1/4"	0.038" 0.97mm	0.015" 0.38mm	Black	25 Ft.	1
4259-75-0	1-1/4"	0.038" 0.97mm	0.015" 0.38mm	Black	75 Ft.	1
4259-25-3	1-1/4"	0.038" 0.97mm	0.015" 0.38mm	Platinum Gray	25 Ft.	1
4259-75-3	1-1/4"	0.038" 0.97mm	0.015" 0.38mm	Platinum Gray	75 Ft.	1
4260-25-0	1-1/2"	0.038" 0.97mm	0.015" 0.38mm	Black	25 Ft.	1
4260-50-0	1-1/2"	0.038" 0.97mm	0.015" 0.38mm	Black	75 Ft.	1
4260-25-3	1-1/2"	0.038" 0.97mm	0.015" 0.38mm	Platinum Gray	25 Ft.	1
4260-50-3	1-1/2"	0.038" 0.97mm	0.015" 0.38mm	Platinum Gray	75 Ft.	1
4261-25-0	2"	0.038" 0.97mm	0.015" 0.38mm	Black	25 Ft.	1
4261-50-0	2"	0.038" 0.97mm	0.015" 0.38mm	Black	50 Ft.	1
4261-25-3	2"	0.038" 0.97mm	0.015" 0.38mm	Platinum Gray	25 Ft.	1
4261-50-3	2"	0.038" 0.97mm	0.015" 0.38mm	Platinum Gray	50 Ft.	1



# Sleeving

## PET Expandable Sleeving - Velcro Split Wrap

- To avoid fraying cut with hot knife.
- Comes in spools.
- Meets requirements of FAR 25 & FMVSS 302.
- UL Recognized & CSA Certified.
- Continuous Operating Temperature: -70°C (-94°F) to 125°C (257°F).
- Melting Temperature: 250°C (482°F).
- 1/2" to 2" sizes available - some by special order.
- Available in 4 colors: black, gray, white & beige - some by special order.
- Flame-Retardant: No.
- PT Grade & Halogen Free.
- Monofilament Diameter: 0.010" (0.25mm).
- Material: Polyethylene Terephthalate (PET) w/ Velcro sides.
- Use 5055F or 5056F hot knife tools to cut & seal sleeving - see page 146.



JT&T's Velcro Split Wrap PET Expandable Sleeving is braided from 10 mil polyethylene terephthalate (PET) monofilament yarns & has stitched on internal velcro sides. It is used in electronics, automotive, marine & industrial wire harnessing applications where frequent access is critical. The color matched velcro closure provides for easy on & off installation, as well as instant & convenient access for harness break-outs & rework of any specific section along the entire length of the run. To use just separate the velcro fasteners along the edge of the sleeving & slip the entire length of the sleeving around component then press the velcro together to secure. The unique braided construction & expandability allows quick & easy installation over large connectors & long run wire or cable. Abrasion & cut resistant; also resists UV radiation, gasoline & other engine chemicals. The sleeving cuts easily & cleanly with a hot knife & once installed, will beautify & protect any wire, hose or cable application. Available in additional formulations & colors by special order. Temperature rating from -70°C (-94°F) to 125°C (257°F).

Part #	Ordering Size Nominal I.D.	Velcro Width			Color	Quantity	Pc
4248-20-0	1/2"	1/4"	0.125"	6.35mm	Black	20 Ft.	1
4248-100-0	1/2"	1/4"	0.125"	6.35mm	Black	100 Ft.	1
4248-20-8	1/2"	1/4"	0.125"	6.35mm	Gray	20 Ft.	1
4248-100-8	1/2"	1/4"	0.125"	6.35mm	Gray	100 Ft.	1
4248-20-9	1/2"	1/4"	0.125"	6.35mm	White	20 Ft.	1
4248-100-9	1/2"	1/4"	0.125"	6.35mm	White	100 Ft.	1
4248-20-10	1/2"	1/4"	0.125"	6.35mm	Beige	20 Ft.	1
4248-100-10	1/2"	1/4"	0.125"	6.35mm	Beige	100 Ft.	1
4249-15-0	3/4"	5/8"	0.625"	15.88mm	Black	15 Ft.	1
4249-100-0	3/4"	5/8"	0.625"	15.88mm	Black	100 Ft.	1
4249-15-8	3/4"	5/8"	0.625"	15.88mm	Gray	15 Ft.	1
4249-100-8	3/4"	5/8"	0.625"	15.88mm	Gray	100 Ft.	1
4249-15-9	3/4"	5/8"	0.625"	15.88mm	White	15 Ft.	1
4249-100-9	3/4"	5/8"	0.625"	15.88mm	White	100 Ft.	1
4249-15-10	3/4"	5/8"	0.625"	15.88mm	Beige	15 Ft.	1
4249-100-10	3/4"	5/8"	0.625"	15.88mm	Beige	100 Ft.	1

Continued on page 112

**PET Expandable Sleeving - Velcro Split Wrap (cont)**

Part #	Ordering Size Nominal I.D.	Velcro Width			Color	Quantity	Pc
4250-12-0	1-1/4"	5/8"	0.625"	15.88mm	Black	12 Ft.	1
4250-100-0	1-1/4"	5/8"	0.625"	15.88mm	Black	100 Ft.	1
4250-12-8	1-1/4"	5/8"	0.625"	15.88mm	Gray	12 Ft.	1
4250-100-8	1-1/4"	5/8"	0.625"	15.88mm	Gray	100 Ft.	1
4250-12-9	1-1/4"	5/8"	0.625"	15.88mm	White	12 Ft.	1
4250-100-9	1-1/4"	5/8"	0.625"	15.88mm	White	100 Ft.	1
4250-12-10	1-1/4"	5/8"	0.625"	15.88mm	Beige	12 Ft.	1
4250-100-10	1-1/4"	5/8"	0.625"	15.88mm	Beige	100 Ft.	1
4251-10-0	2"	5/8"	0.625"	15.88mm	Black	10 Ft.	1
4251-100-0	2"	5/8"	0.625"	15.88mm	Black	100 Ft.	1
4251-10-8	2"	5/8"	0.625"	15.88mm	Gray	10 Ft.	1
4251-100-8	2"	5/8"	0.625"	15.88mm	Gray	100 Ft.	1
4251-10-9	2"	5/8"	0.625"	15.88mm	White	10 Ft.	1
4251-100-9	2"	5/8"	0.625"	15.88mm	White	100 Ft.	1
4251-10-10	2"	5/8"	0.625"	15.88mm	Beige	10 Ft.	1
4251-100-10	2"	5/8"	0.625"	15.88mm	Beige	100 Ft.	1
4252-10-0	2-1/2"	5/8"	0.625"	15.88mm	Black	10 Ft.	1
4252-100-0	2-1/2"	5/8"	0.625"	15.88mm	Black	100 Ft.	1

**PET Expandable Sleeving - Velcro Split Wrap Kits**

- All kits include matching color Velcro strip-ties.
- See page 111 for product description and key points.



Part #	Ordering Size Nominal I.D.	Color	Kit Includes	Pcs
514115-0-8	1-1/4"	Black	(3 Ft.) of Velcro Wrap & (2) Velcro Strip-Ties	3
514115-1-8	1-1/4"	Beige	(3 Ft.) of Velcro Wrap & (2) Velcro Strip-Ties	3
514115-8-8	1-1/4"	Gray	(3 Ft.) of Velcro Wrap & (2) Velcro Strip-Ties	3
514115-0-25	1-1/4"	Black	(25 Ft.) of Velcro Wrap & (16) Velcro Strip-Ties	17
514115-1-25	1-1/4"	Beige	(25 Ft.) of Velcro Wrap & (16) Velcro Strip-Ties	17
514115-8-25	1-1/4"	Gray	(25 Ft.) of Velcro Wrap & (16) Velcro Strip-Ties	17

# Sleeving

## PET Expandable Sleeving - Case Mod® Kits

- Available in 9 different colors for cable customization.
- Hot knife is required to cut sleeving - in order to avoid fray.
- Use 5055F or 5056F hot knife tools to cut & seal sleeving - see pgs.146

After the flashing fan lights, the neon glow, the custom water-cooled case and the supercharged components, the final touch for computer case customization is “modding” the cables that connect everything. Our Case Mod customization provides computer enthusiasts with many products to choose from, including UV reactive & chrome colors, to manage and customize the wires, cables and hoses in their supercharged custom cases.

**Working With Braided Expandable Sleeving:** Braided expandable sleeving is the ideal solution for neatly and economically bundling and protecting wire or cable assemblies. The light, flexible sleeving installs easily and expands up to 150% to fit over plugs, inline connectors and splices.

**Measuring:** The sleeving should be measured on the actual wire or cable on which it will be installed. As it expands radially, the length will shorten slightly. Just slip the sleeve over your application, mark the cut line with a pen or a marker, and remove it to cut the ends. Careful measurement will prevent mistakes and minimize wasted material.

**Cutting:** It is highly recommended that the sleeving be cut with a hot knife, rope cutter, soldering iron with a cutting tip, or some other system that will cut and seal the ends to prevent fraying during installation. When the ends are cut and sealed, flare them slightly with your fingers to allow your wires to slip in easily.

**Installing & Terminating:** The easiest way to install the sleeving over long wire runs is to simply “walk” the sleeve down the length of the wire. Just push the slack sleeving onto the end of the wire and slide it down the entire run. When you reach the end of the installation, slide your hands along the entire length to smooth out the sleeving and produce a finished look. To finish the ends, you can use heat shrink tubing in the appropriate size, nylon cable ties, or even electrical tape. If the ends of the sleeving were properly cut and sealed, the installation should last a long time and produce a professional, finished look on virtually any wire, cable or hose application.

### CMKO (CMKO.00BK) Black - Case Mod® Kit - 19 Pcs.

#### Kit Includes

- |  |                |   |               |
|--|----------------|---|---------------|
| • 4" (18Lb. Tensile Strength) Black Wire Ties        | <b>12 Pcs.</b> | • 1/8" I.D. Black Expandable Braided Sleeving | <b>10 Ft.</b> |
| • 3/8" I.D. Black Heat Shrink (Shrink Ratio: 3 to 1) | <b>1 Ft.</b>   | • 1/4" I.D. Black Expandable Braided Sleeving | <b>10 Ft.</b> |
| • 3/4" I.D. Black Heat Shrink (Shrink Ratio: 3 to 1) | <b>1 Ft.</b>   | • 3/8" I.D. Black Expandable Braided Sleeving | <b>5 Ft.</b>  |
| • 1" I.D. Black Heat Shrink (Shrink Ratio: 3 to 1)   | <b>6"</b>      | • 1/2" I.D. Black Expandable Braided Sleeving | <b>5 Ft.</b>  |



### CMK1 (CCMO.00SV) Chrome Metallic - Case Mod® Kit - 18 Pcs.

#### Kit Includes

- |  |                |  |               |
|--|----------------|--|---------------|
| • 4" (18Lb. Tensile Strength) Natural Wire Ties      | <b>12 Pcs.</b> | • 1/4" I.D. Chrome Expandable Braided Sleeving | <b>10 Ft.</b> |
| • 3/8" I.D. Clear Heat Shrink (Shrink Ratio: 3 to 1) | <b>1 Ft.</b>   | • 3/8" I.D. Chrome Expandable Braided Sleeving | <b>5 Ft.</b>  |
| • 3/4" I.D. Clear Heat Shrink (Shrink Ratio: 3 to 1) | <b>1 Ft.</b>   | • 1/2" I.D. Chrome Expandable Braided Sleeving | <b>5 Ft.</b>  |
| • 1" I.D. Clear Heat Shrink (Shrink Ratio: 3 to 1)   | <b>6"</b>      |  |               |



### CMK9 (CMKO.00CB) Carbon - Case Mod® Kit - 19 Pcs.

#### Kit Includes

- |  |                |  |               |
|--|----------------|--|---------------|
| • 4" (18Lb. Tensile Strength) Natural Wire Ties      | <b>12 Pcs.</b> | • 1/8" I.D. Carbon Expandable Braided Sleeving | <b>10 Ft.</b> |
| • 3/8" I.D. Clear Heat Shrink (Shrink Ratio: 3 to 1) | <b>1 Ft.</b>   | • 1/4" I.D. Carbon Expandable Braided Sleeving | <b>10 Ft.</b> |
| • 3/4" I.D. Clear Heat Shrink (Shrink Ratio: 3 to 1) | <b>1 Ft.</b>   | • 3/8" I.D. Carbon Expandable Braided Sleeving | <b>5 Ft.</b>  |
| • 1" I.D. Clear Heat Shrink (Shrink Ratio: 3 to 1)   | <b>6"</b>      | • 1/2" I.D. Carbon Expandable Braided Sleeving | <b>5 Ft.</b>  |



**CMKN2 (CMK0.00NR) Neon Red - Case Mod® Kit - 19 Pcs.**  
 • UV Reactive Sleeving

**Kit Includes**

- |  |                |  |               |
|--|----------------|--|---------------|
| • 4" (18Lb. Tensile Strength) Neon Red Wire Ties   | <b>12 Pcs.</b> | • 1/8" I.D. Neon Red Expandable Braided Sleeving | <b>10 Ft.</b> |
| • 3/8" I.D. Red Heat Shrink (Shrink Ratio: 3 to 1) | <b>1 Ft.</b>   | • 1/4" I.D. Neon Red Expandable Braided Sleeving | <b>10 Ft.</b> |
| • 3/4" I.D. Red Heat Shrink (Shrink Ratio: 3 to 1) | <b>1 Ft.</b>   | • 3/8" I.D. Neon Red Expandable Braided Sleeving | <b>5 Ft.</b>  |
| • 1" I.D. Red Heat Shrink (Shrink Ratio: 3 to 1)   | <b>6"</b>      | • 1/2" I.D. Neon Red Expandable Braided Sleeving | <b>5 Ft.</b>  |



**CMKN4 (CMK0.00\_P) Purple - Case Mod® Kit - 19 Pcs.**

**Kit Includes**

- |   |                |  |               |
|---|----------------|--|---------------|
| • 4" (18Lb. Tensile Strength) Purple Wire Ties        | <b>12 Pcs.</b> | • 1/8" I.D. Purple Expandable Braided Sleeving | <b>10 Ft.</b> |
| • 3/8" I.D. Purple Heat Shrink (Shrink Ratio: 3 to 1) | <b>1 Ft.</b>   | • 1/4" I.D. Purple Expandable Braided Sleeving | <b>10 Ft.</b> |
| • 3/4" I.D. Purple Heat Shrink (Shrink Ratio: 3 to 1) | <b>1 Ft.</b>   | • 3/8" I.D. Purple Expandable Braided Sleeving | <b>5 Ft.</b>  |
| • 1" I.D. Purple Heat Shrink (Shrink Ratio: 3 to 1)   | <b>6"</b>      | • 1/2" I.D. Purple Expandable Braided Sleeving | <b>5 Ft.</b>  |



**CMKN5 (CMK0.00NG) Neon Green - Case Mod® Kit - 19 Pcs.**

• UV Reactive Sleeving

**Kit Includes**

- |  |                |  |               |
|--|----------------|--|---------------|
| • 4" (18Lb. Tensile Strength) Neon Green Wire Ties   | <b>12 Pcs.</b> | • 1/8" I.D. Neon Green Expandable Braided Sleeving | <b>10 Ft.</b> |
| • 3/8" I.D. Green Heat Shrink (Shrink Ratio: 3 to 1) | <b>1 Ft.</b>   | • 1/4" I.D. Neon Green Expandable Braided Sleeving | <b>10 Ft.</b> |
| • 3/4" I.D. Green Heat Shrink (Shrink Ratio: 3 to 1) | <b>1 Ft.</b>   | • 3/8" I.D. Neon Green Expandable Braided Sleeving | <b>5 Ft.</b>  |
| • 1" I.D. Green Heat Shrink (Shrink Ratio: 3 to 1)   | <b>6"</b>      | • 1/2" I.D. Neon Green Expandable Braided Sleeving | <b>5 Ft.</b>  |



**CMKN6 (CMK0.00NB) Neon Blue - Case Mod® Kit - 19 Pcs.**

• UV Reactive Sleeving

**Kit Includes**

- |   |                |   |               |
|---|----------------|---|---------------|
| • 4" (18Lb. Tensile Strength) Blue Wire Ties        | <b>12 Pcs.</b> | • 1/8" I.D. Neon Blue Expandable Braided Sleeving | <b>10 Ft.</b> |
| • 3/8" I.D. Blue Heat Shrink (Shrink Ratio: 3 to 1) | <b>1 Ft.</b>   | • 1/4" I.D. Neon Blue Expandable Braided Sleeving | <b>10 Ft.</b> |
| • 3/4" I.D. Blue Heat Shrink (Shrink Ratio: 3 to 1) | <b>1 Ft.</b>   | • 3/8" I.D. Neon Blue Expandable Braided Sleeving | <b>5 Ft.</b>  |
| • 1" I.D. Blue Heat Shrink (Shrink Ratio: 3 to 1)   | <b>6"</b>      | • 1/2" I.D. Neon Blue Expandable Braided Sleeving | <b>5 Ft.</b>  |



**CMKN7 (CMK0.00NY) Neon Yellow - Case Mod® Kit - 19 Pcs.**

• UV Reactive Sleeving

**Kit Includes**

- |   |                |   |               |
|---|----------------|---|---------------|
| • 4" (18Lb. Tensile Strength) Neon Yellow Wire Ties   | <b>12 Pcs.</b> | • 1/8" I.D. Neon Yellow Expandable Braided Sleeving | <b>10 Ft.</b> |
| • 3/8" I.D. Yellow Heat Shrink (Shrink Ratio: 3 to 1) | <b>1 Ft.</b>   | • 1/4" I.D. Neon Yellow Expandable Braided Sleeving | <b>10 Ft.</b> |
| • 3/4" I.D. Yellow Heat Shrink (Shrink Ratio: 3 to 1) | <b>1 Ft.</b>   | • 3/8" I.D. Neon Yellow Expandable Braided Sleeving | <b>5 Ft.</b>  |
| • 1" I.D. Yellow Heat Shrink (Shrink Ratio: 3 to 1)   | <b>6"</b>      | • 1/2" I.D. Neon Yellow Expandable Braided Sleeving | <b>5 Ft.</b>  |



**CMKN8 (CMK0.00NP) Neon Pink - Case Mod® Kit - 19 Pcs.**

• UV Reactive Sleeving

**Kit Includes**

- |  |                |   |               |
|--|----------------|---|---------------|
| • 4" (18Lb. Tensile Strength) Neon Pink Wire Ties    | <b>12 Pcs.</b> | • 1/8" I.D. Neon Pink Expandable Braided Sleeving | <b>10 Ft.</b> |
| • 3/8" I.D. Clear Heat Shrink (Shrink Ratio: 3 to 1) | <b>1 Ft.</b>   | • 1/4" I.D. Neon Pink Expandable Braided Sleeving | <b>10 Ft.</b> |
| • 3/4" I.D. Clear Heat Shrink (Shrink Ratio: 3 to 1) | <b>1 Ft.</b>   | • 3/8" I.D. Neon Pink Expandable Braided Sleeving | <b>5 Ft.</b>  |
| • 1" I.D. Clear Heat Shrink (Shrink Ratio: 3 to 1)   | <b>6"</b>      | • 1/2" I.D. Neon Pink Expandable Braided Sleeving | <b>5 Ft.</b>  |





# Sleeving

## Spark Plug Boot Insulating Sleeves

- 3/4" I.D. Double Wall (triple thick at the sewn end) Fiberglass Sleeves.
- Protect Spark Plug Boots & Cables from High Temperatures.

- Installs easily over most standard plug/boot/cable combinations, even molded or right angle boots.
- Can even rest directly on hot exhaust headers with no effect.
- Protects from gasoline, chemicals, abrasion, vibration & engine temperatures up to 648°C (1,200°F).
- The fiberglass sleeve will not burn or support combustion under normal conditions.
- To connect put stitched end of boot toward engine, connect cables to spark plug & push the sleeves against the engine block.
- Wall Thickness: 0.085"
- Inner Diameter: 3/4"
- Halogen Free.
- Available in Black, Blue & Red by special order.

Part#	Color	Quantity	Pcs
4200T-4F	Natural	7-1/2"	4
4200T-6F	Natural	7-1/2"	6
4200T-8F	Natural	7-1/2"	8



## Aluminized Fiberglass Sleeving (Tubing & Wrap)

- The high-temp aluminized surface is bonded to insulating fiberglass sleeve; which reflects heat away from wires, hoses & other components.

- Aluminum laminated fiberglass sleeving creates a heat resistant buffer between high temperature environments & the wires, hoses & cables that run through them.
- Sleeving has been laboratory tested to temperatures up to 648°C (1,200°F) without burning, delaminating or any other degrading effects.
- Resistant against abrasion, gasoline, chemicals & deflects radiant heat.
- Cuts easily with regular scissors.
- Wall Thickness: 0.025" (+/- 0.006")
- Halogen Free.
- The Wrap & Flat products use a very aggressive, high-temp adhesive strip that eliminates the need for high-temp mylar tape or other adhesive.
- To use wrap-style just put the sleeving around any component & seal the sides with adhesive strip to provide protection from hot pipes & engine components.
- Available in four styles: Tube, Convoluted, Wrap & Flat - some by special order.



Part#	I.D.	Style	Quantity	Pc
4217F	1/2"	Tube	4 Ft.	1
4216F	3/4"	Tube	4 Ft.	1
4218F	1"	Tube	4 Ft.	1
4219F	1-1/4"	Tube	4 Ft.	1
4220F	1-1/2"	Tube	4 Ft.	1

Part#	I.D.	Style	Quantity	Pc
4217F-W	1/2"	Wrap	4 Ft.	1
4216F-W	3/4"	Wrap	4 Ft.	1
4218F-W	1"	Wrap	4 Ft.	1
4219F-W	1-1/4"	Wrap	4 Ft.	1
4220F-W	1-1/2"	Wrap	4 Ft.	1

Tube Style



Wrap Style



These  
Products Cut  
Easily with  
Scissors

## High-Temp T6 Aluminized Fiberglass Sleeving (Wrap)

- The high-temp aluminized surface is bonded to insulating fiberglass sleeve; which reflects heat away from wires, hoses & other components.

- Aluminum laminated fiberglass sleeving creates a heat resistant buffer between high temperature environments & the wires, hoses & cables that run through them.
- Sleeving has been laboratory tested to temperatures up to 760°C (1,400°F) without burning, delaminating or any other degrading effects.
- Can reduce the heat transmission from hot pipes or engine components into hoses or harnesses by up to 50% or more.
- Resistant against abrasion, gasoline, chemicals & deflects radiant heat.
- Cuts easily with regular scissors.
- Wall Thickness: 0.042" (+/- 0.007")
- Halogen Free & Non-Flammable.
- T6 wrap uses a very aggressive, high-temp adhesive strip that eliminates the need for high-temp mylar tape or other adhesive.
- To use wrap just put the sleeving around any component & seal the sides with adhesive strip to provide protection from hot pipes & engine component



Part#	I.D.	Style	Quantity	Pc
4217F-T6W	1/2"	Wrap	4 Ft.	1
4216F-T6W	3/4"	Wrap	4 Ft.	1
4218F-T6W	1"	Wrap	4 Ft.	1
4219F-T6W	1-1/4"	Wrap	4 Ft.	1
4220F-T6W	1-1/2"	Wrap	4 Ft.	1

## Black Silicone Coated Fiberglass Sleeving

- Made to withstand heat in sensitive areas up to 260°C (500°F) and short term fire exposure up to 537°C (1,000°F).

- Also called Fire Flex, this sleeving is densely braided from fiberglass yarns & coated with silicone, which makes a fire resistant shield.
- Silicone jacketed fiberglass sleeving is the choice of professionals in racing & other industries where protection from constant high temperatures is mandatory.
- Used on fuel & hydraulic lines, exhaust pipes, coolant hoses to create a strong thermal barrier resistant to heat, gas, solvents, oils, puncture, abrasion & welding sparks.
- This sleeving helps maintain proper fuel temperatures, protect from welding sparks & molten spray.
- Cuts easily with scissors or sharp knife.
- Inner Diameter: 3/4"
- Halogen Free.
- Once the sleeving is measured & cut to proper length, just slip it over the hose or pipe until it covers the area you want to insulate.
- When properly installed, sleeving will not melt, delaminate, burn, become brittle or support combustion under normal circumstances.



Part#	Color	Quantity	Pc
4215F	Black	4 Ft.	1

# Sleeving

## Black Braided Fiberglass Sleeving

- Hi-Temp Resin Saturated Fiberglass sleeve protects delicate components from temperatures up to 648°C (1,200°F).

- Also called insultherm, this sleeving is densely braided from fiberglass yarns & saturated with high temperature resins.
- Is tough & durable, maintaining its tight structure under extreme vibration, abrasion, mechanical stress & temperature variations.
- Will not melt, burn or support combustion under normal conditions & will remain flexible & intact across a wide range of operating environments.
- The slight expanding of sleeving allows it to easily slip over hoses, wire bundles or other applications with bends or imperfect surfaces.
- Commonly used as a thermal protection for wires, cables & hoses that are subjected to continuous high-temp environments, such as engine manifolds & exhaust systems.
- Cuts easily with scissors or sharp knife.
- Inner Diameter: 3/8"
- Halogen Free.
- Once the sleeving is cut & installed, it can be terminated with any high temperature tape or locking type cable tie. Some applications may not require any terminations.



Part#	Color	Quantity	Pc
4221F	Black	6 Ft.	1

## V8 Muscle Car/Truck Dress-Up Kits

- To avoid fraying cut sleeving with hot knife.
- Customize your engine compartment & protect your wires, cables & hoses from heat, abrasion & wear.

- Temperature Rating: -70°C (-94°F) to 125°C (257°F)
- Expands to fit wires & hoses up to 2-3/4".
- Sleeving will expand up to 150% and will fit neatly over connectors, plugs, splices & neatly bundle & protect wire, cable & hose assemblies.
- Ends of the sleeving should tuck neatly under the existing terminations; then heat shrink tubing & cable ties help create a finished look for your sleeving installation.

**Cutting:** It is recommended that sleeving be cut with a hot knife, soldering iron with a cutting tip, or some other system that will cut & seal the ends to prevent fraying. When the ends are cut & sealed, flare them slightly with your fingers to allow your wires to slip in easily.

**Installing & Terminating:** The easiest way to install the sleeving over long wire runs is to simply "walk" the sleeve down the length of the wire. Push the slack sleeving onto the end of the wire & slide it down the entire run. When you reach the end of the installation, slide your hands along the entire length to smooth out the sleeving. To finish the ends, you can use heat shrink tubing in the appropriate size, cable ties or even electrical tape. After the ends of sleeving are properly cut & sealed, the installation will last a long time & produce a professional, finished look on virtually any wire or hose application.



Part#	Color	Quantity
4211F	Chrome (Metallic)	1 Kit
4211-0F	Black	1 Kit
4211-2F	Red	1 Kit
4211-6F	Blue	1 Kit
4211-17F	Carbon	1 Kit

### Kit Includes

• 1/4" I.D. Expandable Braided Sleeving	20 Ft.	• 1-3/4" I.D. Expandable Braided Sleeving	3 Ft.
• 3/8" I.D. Expandable Braided Sleeving	8 Ft.	• 3/8" I.D. (3 to 1) Heat Shrink Tubing	1 Ft.
• 1/2" I.D. Expandable Braided Sleeving	6 Ft.	• 3/4" I.D. (3 to 1) Heat Shrink Tubing	1 Ft.
• 3/4" I.D. Expandable Braided Sleeving	10 Ft.	• 1" I.D. (3 to 1) Heat Shrink Tubing	1 Ft.
• 1-1/4" I.D. Expandable Braided Sleeving	4 Ft.		

## Import Car/Truck Dress-Up Kits

- To avoid fraying cut sleeving with hot knife.
- Customize your engine compartment & protect your wires, cables & hoses from heat, abrasion & wear.

- Temperature Rating: -70°C (-94°F) to 125°C (257°F)
- Expands to fit wires & hoses up to 1-3/4".
- Sleeving will expand up to 150% and will fit neatly over connectors, plugs, splices & neatly bundle & protect wire, cable & hose assemblies.
- Ends of the sleeving should tuck neatly under the existing terminations; then heat shrink tubing & cable ties help create a finished look for your sleeving installation.

**Cutting:** It is recommended that sleeving be cut with a hot knife, soldering iron with a cutting tip, or some other system that will cut & seal the ends to prevent fraying. When the ends are cut & sealed, flare them slightly with your fingers to allow your wires to slip in easily.

**Installing & Terminating:** The easiest way to install the sleeving over long wire runs is to simply "walk" the sleeve down the length of the wire. Push the slack sleeving onto the end of the wire & slide it down the entire run. When you reach the end of the installation, slide your hands along the entire length to smooth out the sleeving. To finish the ends, you can use heat shrink tubing in the appropriate size, cable ties or even electrical tape. After the ends of sleeving are properly cut & sealed, the installation will last a long time & produce a professional, finished look on virtually any wire or hose application.

Part#	Color	Quantity	Kit Includes
4212F	Chrome (Metallic)	1 Kit	• 1/4" I.D. Expandable Braided Sleeving 10 Ft.
4212-0F	Black	1 Kit	• 3/8" I.D. Expandable Braided Sleeving 8 Ft.
4212-11F	Neon Green (UV Reactive)	1 Kit	• 1/2" I.D. Expandable Braided Sleeving 6 Ft.
4212-13F	Neon Yellow (UV Reactive)	1 Kit	• 3/4" I.D. Expandable Braided Sleeving 10 Ft.
4212-15F	Neon Blue (UV Reactive)	1 Kit	• 1-1/4" I.D. Expandable Braided Sleeving 4 Ft.
4212-17F	Carbon	1 Kit	• 3/8" I.D. (3 to 1) Heat Shrink Tubing 1 Ft.
			• 3/4" I.D. (3 to 1) Heat Shrink Tubing 1 Ft.
			• 1" I.D. (3 to 1) Heat Shrink Tubing 1 Ft.



## Motorcycle Dress-Up Kits

- Customize your engine & protect wires, cables & hoses from heat, sunlight, abrasion & wear.
- To avoid fraying cut sleeving with hot knife.

- Temperature Rating: -70°C (-94°F) to 125°C (257°F)
  - Expands to fit wires & hoses up to 3/4".
  - Sleeving will expand up to 150% and will fit neatly over connectors, plugs, splices & neatly bundle & protect wire, cable & hose assemblies.
  - Ends of the sleeving should tuck neatly under the existing terminations; then heat shrink tubing & cable ties help create a finished look for your sleeving installation.
- Cutting:** It is recommended that sleeving be cut with a hot knife, soldering iron with a cutting tip, or some other system that will cut & seal the ends to prevent fraying. When the ends are cut & sealed, flare them slightly with your fingers to allow your wires to slip in easily.

**Installing & Terminating:** The easiest way to install the sleeving over long wire runs is to simply "walk" the sleeve down the length of the wire. Push the slack sleeving onto the end of the wire & slide it down the entire run. When you reach the end of the installation, slide your hands along the entire length to smooth out the sleeving. To finish the ends, you can use heat shrink tubing in the appropriate size, cable ties or even electrical tape. After the ends of sleeving are properly cut & sealed, the installation will last a long time & produce a professional, finished look on virtually any wire or hose application.

Part#	Color	Quantity	Kit Includes
4210F	Chrome (Metallic)	1 Kit	• 3/8" I.D. Expandable Braided Sleeving 20 Ft.
4210-0F	Black	1 Kit	• 1/4" I.D. Expandable Braided Sleeving 8 Ft.
4210-1F	Clear	1 Kit	• 1/2" I.D. Expandable Braided Sleeving 6 Ft.
4210-17F	Carbon	1 Kit	• 3/4" I.D. (3 to 1) Heat Shrink Tubing 1 Ft.
4210-4F	Purple	1 Kit	• 3-1/2" Cable Ties w/ Metal Barb 12 Pcs.



## Trailer Hitch Harness Protection Kit

- Protect your trailer hitch wires from abrasion, sunlight, vibration & wear.

- Temperature Rating: -70°C (-94°F) to 125°C (257°F)
  - Sleeving will expand up to 150% and will fit neatly over connectors, plugs, splices & neatly bundle & protect wire, cable & hose assemblies.
  - Protecting your delicate trailer hitch wires from the elements has never been simpler.
  - The expandable sleeving slips easily over your 4-way flat trailer connectors & the included heatshrink tubing creates a tight protective seal between the sleeving & the plug.
- Cutting:** It is recommended that sleeving be cut with a hot knife, soldering iron with a cutting tip, or some other system that will cut & seal the ends to prevent fraying. When the ends are cut & sealed, flare them slightly with your fingers to allow your wires to slip in easily.

**Installing\* & Terminating:** The easiest way to install the sleeving over long wire runs is to simply "walk" the sleeve down the length of the wire. Push the slack sleeving onto the end of the wire & slide it down the entire run. When you reach the end of the installation, slide your hands along the entire length to smooth out the sleeving. To finish the ends, you can use heat shrink tubing in the appropriate size, cable ties or even electrical tape. After the ends of sleeving are properly cut & sealed, the installation will last a long time & produce a professional, finished look on virtually any wire or hose application.

\* Note: Temporary removal of hoses & wiring will be required to successfully install this sleeving kit.

Part#	Color	Quantity	Kit Includes
4227F	Black	1 Kit	• 1/2" I.D. Expandable Braided Sleeving 4 Ft.
			• 1" I.D. (3 to 1) Heat Shrink Tubing 3"





# Sleeving Tools

## TOOLS YOU NEED FOR ANY SLEEVING PROJECT

### Cutting to Prevent Fraying

**What is a Hot Knife?:** A hot knife is a tool with a narrow metal strip that is heated to a temperature sufficiently high to melt the polymer filaments of most types of braided sleeving. This melting not only cuts the sleeving to the desired length, but also fuses the loose ends of the filaments together to prevent fraying of the cut end during installation and use. Hot knives have a blade connected to 2 poles of an encased transformer. When a current passes through the blade, resistance causes it to heat to the desired temperature. A hot knife speeds production by allowing you to cut all of your sleeving in advance, and then install the precut lengths at your leisure without any concerns that the material will fray or unravel.

**Setting up your Hot Knife for the first time:** When you receive your new hot knife, mount the blade to the posts & tighten. When the knife is turned on for the first time, there may be some smoking while the manufacturing oils burn off. Leave the knife on for about 20 minutes & turn off. After it cools, check the tightening screws periodically to ensure good contact with the posts. Hot knives should be used in a well ventilated area to avoid inhalation of the fumes.

#### 5055F Bench Mount Hot Knife - 1 Pc.

- Replacement Knife Blade (Part #5055B).
- Use with expandable sleeving.

##### Product Features

- Heavy-Duty 2-1/2" Blade Included.
- Blade is replaceable.
- Heats up to 600°C (1,112°F) in seconds.
- 110 Volt operation.
- Lighted on/off power switch.
- 5-1/2 Ft. power cord - A/C powered.
- Stand allows, for convenient, hands free operation.
- Use for cutting & sealing the ends of expandable sleeving - prevents fraying.



#### 5056F Handheld Hot Knife - 1 Pc.

- Replacement Knife Blade (Part #5056B).
- Use with expandable sleeving.

##### Product Features

- Heavy-Duty 1-1/2" Blade Included.
- Blade is replaceable.
- Heats up to 450°C (842°F) in seconds.
- 120 Volt operation.
- Comfortable handle with on/off trigger switch.
- 5 Ft. power cord - A/C powered.
- Handheld, lightweight, only 11b 11oz.
- Use for cutting & sealing the ends of expandable sleeving - prevents fraying.



### Replacement Blades and Tips

Part#	Description	Pc
5055B	Bench Mount - Hot Knife Blade	1
5056B	Handheld - Hot Knife Blade	1

Replacement tips for 5052F



PS-1	PS-2	PS-3	PS-4	PS-5	PS-6	PS-9	PS-10	PS-30
1.6mm	3.2mm	2.4mm	3.2mm	2.4mm	3.2mm	Hot Knife	Blower	Heat Reflector

5055B Replacement Blade for 5055F

5056B Replacement Blade for 5056F



## 5052F Deluxe Butane Soldering Tool Kit - 11 Pcs.

- Self-Igniting Butane Soldering Torch.
- Maximum Temperature of Torch: 1,315°C (2,400°F).
- Soldering Tip Temperature Range: 250°C (482°F) to 550°C (1,022°F).
- Operating Time (one gas filling): 200 minutes at mid setting.
- The flame is contained within the barrel of the torch so that only heat is emitted at tip.
- Features an adjustable temperature mechanism.
- Visible fuel tank.
- Gas chamber holds 38ml.
- Weight (when gas filled) 166 grams.
- Refillable w/ butane gas. (Use part# 5055F for butane gas).
- Use for shrinking/cutting heat shrink, sleeving, soldering & many more applications.
- Can be used with 5053F Silver Bearing Solder Paste.
- For additional or replacement tips see bottom of page 119.

### Kit Includes

Kit Includes	Pc
• Solder-It Handheld Torch	1
• Plastic Protective Cover	1
• PS-1, 1.6mm Conical Tip	1
• PS-3, 2.4mm Chisel Tip	1
• PS-9, Hot Knife Tip	1
• PS-10, Heat Blower Tip	1
• PS-30, Heat Reflector Tip	1
• PS-14, Spare Orifice	1
• 60/40 Rosin Core Solder (Dia. 1.0mm)	1
• Sponge	1
• Instructions	1
• Kit is in a re-closable case	



## 5053F Silver Bearing Solder Paste - 1 Pc.

- A Silver Bearing Solder-Flux-Paste alloy; which is self cleaning, self-tinning & joining all in one easy operation.
- Flows freely with the heat of a torch, soldering iron, lighter or match - reaches where other solders cannot.
- Can be used on almost any metals including stainless steel - will match color of stainless steel.
- Non-Toxic - no lead, cadmium, antimony or zinc - adheres to all pure food laws.
- Great corrosion resistance - deposits stay bright & do not turn black.
- Simply deposit on piece to be soldered and heat.
- Five times stronger than conventional wire solder.
- 10,000-25,000 PSI tensile strength.
- Melting Temperature: 221°C (430°F).
- Re-Melt Temperature: 343°C (650°F).
- Made in the U.S.A.



### Contents

Contents	Pc
• 7.1 Gram Syringe	1
• Plastic Protective Cap	1
• Instructions Included	1

### Instructions

Clean joint area (preferably with stainless steel brush). Push syringe plunger to apply paste along base metal joint area. With flame 2" to 3" from surface, evenly heat the work piece. Avoid playing flame on solder paste until flow temperature is reached. Then, with top of flame at joint area, direct the flow of paste along length of joint area. Allow to cool and wash flux residue off using warm soapy water and a stiff brush.

## 5024F Feed Master Wire/Loom Tool - 1 Pc.

- Use with Split Loom (Flex-Guard) Tubing sizes from 3/8" thru 1-1/2".
- Use with wires, cables & hoses up to 4 gauge.
- Unit comes complete with instructions.

### Instructions

1. Place wire(s) through the side opening of the Feed Master tool & pivot so that wire(s) are running through the tool & past the handle.
2. Grip the handle & secure wire(s) with thumb.
3. Lightly grip split loom with opposite hand with the slit facing outwards.
4. Hold the loom in a stationary position & pull the Feed Master tool through loom with the other hand while keeping wire(s) in place with thumb.



# Cable Ties & Accessories

## Cable Ties-Nylon

JT&T's Nylon Cable Ties are self-locking & made of industry standard 6/6 nylon; they are injection molded to give you consistent performance & exact fit. Black cable ties are UV rated for longer lasting outdoor use. Ongoing quality control measures assure products can be counted on under demanding conditions. Nylon cable ties have superior tensile strength; achieved from one piece construction. They are more resistant to fading, cracking & meet lower insertion force requirements. Angled tail provides quicker initial insertion alignment & tail finger grips allow for easier handling & tightening. Some applications include – securing & bundling hoses, wire, cable & tubing. Color-coding for wire identification & packaging. Our processes & manufacturing practices have passed ISO 9002, CSA, Military & Society of Automotive Engineers (SAE) Specifications. UL listed & meets flammability rating UL94V-2. Meets stringent CSA & ISO 9002 international standards & also meets requirements of SAE-AMS-DTL-23190 (formerly MIL-S-23190). Temperature rating from -40°C (-40°F) to 85°C (185°F).

Other names for 'Cable Ties' include, but are not limited to the following:

- Wire Ties
- Zip Ties
- Quick Ties
- Wire Wraps
- Tie Wraps



Ordering Size (Nominal)	Pcs	Width (+/- 0.02")	Tensile Strength	Natural Part#	UV Black Part#	Red Part#	Purple Part#	Green Part#	Blue Part#	Yellow Part#	Gray Part#	Neon OR Part#	Neon GN Part#	Neon Ylw Part#	Neon Pink Part#
4"	31	0.10"	18 Lbs.	4701H	4702H	4701-2H	4701-4H	4701-5H	4701-6H	4701-7H	4701-8H	4701N3H	4701N5H	4701N7H	4701N8H
4"	100	0.10"	18 Lbs.	4701C	4702C	4701-2C	4701-4C	4701-5C	4701-6C	4701-7C	4701-8C	4701N3C	4701N5C	4701N7C	4701N8C
4"	500	0.10"	18 Lbs.	4701D	4702D	4701-2D	4701-4D	4701-5D	4701-6D	4701-7D	4701-8D	4701N3D	4701N5D	4701N7D	4701N8D
4"	1,000	0.10"	18 Lbs.	4701M	4702M	4701-2M	4701-4M	4701-5M	4701-6M	4701-7M	4701-8M	4701N3M	4701N5M	4701N7M	4701N8M
5.5"	25	0.14"	40 Lbs.	4703H	4704H	4703-2H	—	4703-5H	4703-6H	4703-7H	4703-8H	4703N3H	4703N5H	4703N7H	4703N8H
5.5"	100	0.14"	40 Lbs.	4703C	4704C	4703-2C	—	4703-5C	4703-6C	4703-7C	4703-8C	4703N3C	4703N5C	4703N7C	4703N8C
5.5"	500	0.14"	40 Lbs.	4703D	4704D	4703-2D	—	4703-5D	4703-6D	4703-7D	4703-8D	4703N3D	4703N5D	4703N7D	4703N8D
5.5"	1,000	0.14"	40 Lbs.	4703M	4704M	4703-2M	—	4703-5M	4703-6M	4703-7M	4703-8M	4703N3M	4703N5M	4703N7M	4703N8M
7.5"	14	0.18"	50 Lbs.	4705H	4706H	4705-2H	4705-4H	4705-5H	4705-6H	4705-7H	4705-8H	4705N3H	4705N5H	4705N7H	4705N8H
7.5"	100	0.18"	50 Lbs.	4705C	4706C	4705-2C	4705-4C	4705-5C	4705-6C	4705-7C	4705-8C	4705N3C	4705N5C	4705N7C	4705N8C
7.5"	500	0.18"	50 Lbs.	4705D	4706D	4705-2D	4705-4D	4705-5D	4705-6D	4705-7D	4705-8D	4705N3D	4705N5D	4705N7D	4705N8D
7.5"	1,000	0.18"	50 Lbs.	4705M	4706M	4705-2M	4705-4M	4705-5M	4705-6M	4705-7M	4705-8M	4705N3M	4705N5M	4705N7M	4705N8M
8"	100	0.10"	18 Lbs.	4741C	4740C	4741-2C	4741-7C	4741-5C	4741-6C	4741-4C	4741-8C	—	—	—	—
8"	500	0.10"	18 Lbs.	4741D	4740D	4741-2D	4741-7D	4741-5D	4741-6D	4741-4D	4741-8D	—	—	—	—
8"	1,000	0.10"	18 Lbs.	4741M	4740M	4741-2M	4741-7M	4741-5M	4741-6M	4741-4M	4741-8M	—	—	—	—
11.5"	14	0.10"	50 Lbs.	4707H	4708H	4707-2H	4707-4H	4707-5H	4707-6H	4707-7H	4707-8H	4707N3H	4707N5H	4707N7H	4707N8H
11.5"	100	0.18"	50 Lbs.	4707C	4708C	4707-2C	4707-4C	4707-5C	4707-6C	4707-7C	4707-8C	4707N3C	4707N5C	4707N7C	4707N8C
11.5"	500	0.18"	50 Lbs.	4707D	4708D	4707-2D	4707-4D	4707-5D	4707-6D	4707-7D	4707-8D	4707N3D	4707N5D	4707N7D	4707N8D
11.5"	1,000	0.18"	50 Lbs.	4707M	4708M	4707-2M	4707-4M	4707-5M	4707-6M	4707-7M	4707-8M	4707N3M	4707N5M	4707N7M	4707N8M
14.5"	9	0.18"	50 Lbs.	4709H	4710H	4709-2H	4709-4H	4709-5H	4709-6H	4709-7H	4709-8H	—	—	—	4709N8H
14.5"	100	0.18"	50 Lbs.	4709C	4710C	4709-2C	4709-4C	4709-5C	4709-6C	4709-7C	4709-8C	—	—	—	4709N8C
14.5"	500	0.18"	50 Lbs.	4709D	4710D	4709-2D	4709-4D	4709-5D	4709-6D	4709-7D	4709-8D	—	—	—	4709N8D
14.5"	1,000	0.18"	50 Lbs.	4709M	4710M	4709-2M	4709-4M	4709-5M	4709-6M	4709-7M	4709-8M	—	—	—	4709N8M

**Screw-Mount Cable Ties - Nylon**



JT&T's Screw Mount Nylon Cable Ties are self-locking & have a mounting tab with a molded-in screw hole for securing bundles of wire on virtually any surface that has or can accept a drilled hole. Up to a 1/2" screw, bolt or rivet can be used to attach a bundle to another surface. The design allows for bundling before or after screwing clamp in place. Made of industry standard 6/6 nylon; they are injection molded to give you consistent performance & exact fit. Black cable ties are UV rated for longer lasting outdoor use. Ongoing quality control measures assure products can be counted on under demanding conditions. Nylon cable ties have superior tensile strength; achieved from one piece construction. Angled tail provides quicker initial insertion alignment & tail finger grips allow for easier handling & tightening. UL listed & meets flammability rating UL94V-2. Meets stringent CSA & ISO 9002 international standards & also meets requirements of SAE-AMS-DTL-23190 (formerly MIL-S-23190). Temperature rating from -40°C (-40°F) to 85°C (185°F).

• Also called: Mounting Tab Cable Ties

Ordering Size (Nominal)	Pcs	Width (+/- 0.02")	Tensile Strength	Natural Part#	UV Black Part#
7.5"	11	0.18"	50 Lbs.	—	4725H
7.5"	13	0.18"	50 Lbs.	4724H	—
7.5"	25	0.18"	50 Lbs.	4724F	4725F
7.5"	50	0.18"	50 Lbs.	4724L	4725L
7.5"	100	0.18"	50 Lbs.	4724C	4725C
7.5"	500	0.18"	50 Lbs.	4724D	4725D
7.5"	1,000	0.18"	50 Lbs.	4724M	4725M
12.5"	6	0.18"	50 Lbs.	4726H	4727H
12.5"	50	0.18"	50 Lbs.	4726F	4727F
12.5"	100	0.18"	50 Lbs.	4726C	4727C
12.5"	500	0.18"	50 Lbs.	4726D	4727D
12.5"	1,000	0.18"	50 Lbs.	4726M	4727M
14.5"	6	0.18"	50 Lbs.	4728H	—
14.5"	50	0.18"	50 Lbs.	4728F	—
14.5"	100	0.18"	50 Lbs.	4728C	—
14.5"	500	0.18"	50 Lbs.	4728D	—
14.5"	1,000	0.18"	50 Lbs.	4728M	—
14.5"	3	0.18"	120 Lbs.	4730H	—
14.5"	50	0.18"	120 Lbs.	4730L	—
14.5"	100	0.18"	120 Lbs.	4730C	—
14.5"	500	0.18"	120 Lbs.	4730D	—
14.5"	1,000	0.18"	120 Lbs.	4730M	—

**Heavy-Duty Cable Ties - Nylon**



JT&T's Heavy-Duty Nylon Cable Ties are self-locking & have a high tensile strength; between 120Lbs. to 175Lbs. depending on size. The superior tensile strength & long lengths are ideal for using on larger bundles & in applications where heavy strength & durability is a must. Made of industry standard 6/6 nylon; they are injection molded to give you consistent performance & exact fit. Black cable ties are UV rated for longer lasting outdoor use. Ongoing quality control measures assure products can be counted on under demanding conditions. Nylon cable ties have superior tensile strength; achieved from one piece construction. UL listed & meets flammability rating UL94V-2. Meets stringent CSA & ISO 9002 international standards & also meets requirements of SAE-AMS-DTL-23190 (formerly MIL-S-23190). Temperature rating from -40°C (-40°F) to 85°C (185°F).

Ordering Size (Nominal)	Pcs	Width (+/- 0.02")	Tensile Strength	Natural Part#	UV Black Part#
7.5"	10	0.30"	120 Lbs.	4721F	4723F
7.5"	50	0.30"	120 Lbs.	4721L	4723L
7.5"	100	0.30"	120 Lbs.	4721C	4723C
14.5"	5	0.30"	120 Lbs.	4711H	4712H
14.5"	50	0.30"	120 Lbs.	4711L	4712L
14.5"	100	0.30"	120 Lbs.	4711C	4712C
17"	5	0.34"	175 Lbs.	4731F	4736F
17"	50	0.34"	175 Lbs.	4731L	4736L
17"	100	0.34"	175 Lbs.	4731C	4736C
24"	4	0.34"	175 Lbs.	4714F	4713F
24"	50	0.34"	175 Lbs.	4714L	4713L
24"	100	0.34"	175 Lbs.	4714C	4713C
36"	4	0.34"	175 Lbs.	4716F	4718F
36"	50	0.34"	175 Lbs.	4716L	4718L
36"	100	0.34"	175 Lbs.	4716C	4718C
40"	4	0.34"	175 Lbs.	4738F	4739F
40"	50	0.34"	175 Lbs.	4738L	4739L
40"	100	0.34"	175 Lbs.	4738C	4739C
48"	4	0.35"	175 Lbs.	4743F	4744F
48"	50	0.35"	175 Lbs.	4743L	4744L
48"	100	0.35"	175 Lbs.	4743C	4744C



# Cable Ties & Accessories

## Steel Frame Clips

JT&T's Spring Steel Push-On Frame/Body Clips are ideal for securing wiring inside automobile chassis. Frame clips are made from heat-treated spring steel & feature a black corrosion resistant finish. Holds wires to structures such as truck or trailer frames with a snap mount. Simply snap in place to secure.



Part#	Size	Length	Width	Height (Base)	Height (Tongue)	Pcs
519H	Small	1-1/8"	1/2"	1/4"	3/8"	7
519F	Small	1-1/8"	1/2"	1/4"	3/8"	25
519C	Small	1-1/8"	1/2"	1/4"	3/8"	100
520H	Medium	1-3/4"	1/2"	1/4"	1/2"	6
520F	Medium	1-3/4"	1/2"	1/4"	1/2"	25
520C	Medium	1-3/4"	1/2"	1/4"	1/2"	100
521H	Large	1-1/2"	1/2"	1/2"	5/8"	5
521F	Large	1-1/2"	1/2"	1/2"	5/8"	25
521C	Large	1-1/2"	1/2"	1/2"	5/8"	100

## Clamps - Santoprene Insulated

JT&T's Santoprene Insulated Clamps are made with cold-rolled steel and have a removable santoprene cushion; which helps cut vibration while protecting the loom or cables. Stainless steel loom clamps all have a 1/4" mounting hole. Santoprene is a superior material in areas of friction, grip effort, surface texture & finger/hand comfort in comparison with grips made of steel or nylon. Typical applications include holding hydraulic hoses, wire harnesses & cables. Other attributes include soft-touch, durability, resistance to heat, chemicals & various fluids. Santoprene is an excellent insulator for electrical installation and provides a consistent thickness throughout. Temperature rating from -40°C (-40°F) to 135°C (275°F).



Part #	Ordering Size (Open I.D.)	Inner Diameter		Width	Mounting Hole	SAE Size	Pcs
		Closed	Open				
4464F	1/4"	3/16"	1/4"	5/8"	1/4"	004	10
4464	1/4"	3/16"	1/4"	5/8"	1/4"	004	25
4466F	3/8"	1/4"	3/8"	5/8"	1/4"	006	10
4466	3/8"	1/4"	3/8"	5/8"	1/4"	006	25
4468F	1/2"	3/8"	1/2"	5/8"	1/4"	008	10
4468	1/2"	3/8"	1/2"	5/8"	1/4"	008	25
4470F	5/8"	1/2"	5/8"	5/8"	1/4"	010	10
4470	5/8"	1/2"	5/8"	5/8"	1/4"	010	25
4472F	3/4"	5/8"	3/4"	5/8"	1/4"	012	10
4472	3/4"	5/8"	3/4"	5/8"	1/4"	012	25
4474F	7/8"	3/4"	7/8"	5/8"	1/4"	014	10
4474	7/8"	3/4"	7/8"	5/8"	1/4"	014	25
4476F	1"	7/8"	1"	5/8"	1/4"	016	10
4476	1"	7/8"	1"	5/8"	1/4"	016	25
4478F	1-1/4"	1-1/8"	1-1/4"	5/8"	1/4"	020	10
4478	1-1/4"	1-1/8"	1-1/4"	5/8"	1/4"	020	25
4484F	1-1/2"	1-3/8"	1-1/2"	5/8"	1/4"	024	10
4484	1-1/2"	1-3/8"	1-1/2"	5/8"	1/4"	024	25

### Santoprene Insulated Clamps - Assortments

Part #	Ordering Size (Open I.D.)	Mounting Hole	Pcs
4490F	1/4", 3/8", 1/2", 5/8", 3/4"	1/4"	10
4495F	7/8", 1", 1-1/4", 1-1/2"	1/4"	10



**Insulated**



**Natural**



**Black**

**Individual clamps listed on page 125**

**4490F - Assorted Santoprene Insulated Clamps | 10 Pcs.**

• 1/4" Mounting Hole.

Part#	Description	Pcs
4464.	1/4" I.D. Santoprene Insulated Clamps	2
4466.	3/8" I.D. Santoprene Insulated Clamps	2
4468.	1/2" I.D. Santoprene Insulated Clamps	2
4470.	5/8" I.D. Santoprene Insulated Clamps	2
4472.	3/4" I.D. Santoprene Insulated Clamps	2

**4495F - Assorted Santoprene Insulated Clamps | 10 Pcs.**

• 1/4" Mounting Hole.

Part#	Description	Pcs
4474.	7/8" I.D. Santoprene Insulated Clamps	3
4476.	1" I.D. Santoprene Insulated Clamps	3
4478.	1-1/4" I.D. Santoprene Insulated Clamps	2
4484.	1-1/2" I.D. Santoprene Insulated Clamps	2

**4650H - Assorted Natural Nylon Clamps | 18 Pcs.**

• 13/64" Mounting Hole.

Part#	Description	Pcs
4600	1/8" I.D. Natural Nylon Clamps	7
4601	3/16" I.D. Natural Nylon Clamps	6
4602	1/4" I.D. Natural Nylon Clamps	5

**4651H - Assorted Natural Nylon Clamps | 15 Pcs.**

• 13/64" Mounting Hole.

Part#	Description	Pcs
4603	5/16" I.D. Natural Nylon Clamps	6
4604	3/8" I.D. Natural Nylon Clamps	5
4606	1/2" I.D. Natural Nylon Clamps	4

**4652H - Assorted Natural Nylon Clamps | 10 Pcs.**

• 13/64" Mounting Hole.

Part#	Description	Pcs
4606	1/2" I.D. Natural Nylon Clamps	4
4607	9/16" I.D. Natural Nylon Clamps	3
4608	5/8" I.D. Natural Nylon Clamps	3

**4653H - Assorted Natural Nylon Clamps | 10 Pcs.**

• 13/64" Mounting Hole.

Part#	Description	Pcs
4610	3/4" I.D. Natural Nylon Clamps	5
4612	1" or 1-1/8" (Adj.) I.D. Natural Nylon Clamps	5

**4654H - Assorted Natural Nylon Clamps | 16 Pcs.**

• 13/64" Mounting Hole.

Part#	Description	Pcs
4600	1/8" I.D. Natural Nylon Clamps	2
4601	3/16" I.D. Natural Nylon Clamps	2
4602	1/4" I.D. Natural Nylon Clamps	3
4603	5/16" I.D. Natural Nylon Clamps	2
4604	3/8" I.D. Natural Nylon Clamps	1
4606	1/2" I.D. Natural Nylon Clamps	1
4607	9/16" I.D. Natural Nylon Clamps	1
4608	5/8" I.D. Natural Nylon Clamps	1
4610	3/4" I.D. Natural Nylon Clamps	1
4611	7/8" I.D. Natural Nylon Clamps	1
4612	1" or 1-1/8" (Adj.) I.D. Natural Nylon Clamps	1

**4650H-0 - Assorted Black Nylon Clamps | 18 Pcs.**

• 13/64" Mounting Hole.

Part#	Description	Pcs
4600-0	1/8" I.D. Black Nylon Clamps	7
4601-0	3/16" I.D. Black Nylon Clamps	6
4602-0	1/4" I.D. Black Nylon Clamps	5

**4651H-0 - Assorted Black Nylon Clamps | 15 Pcs.**

• 13/64" Mounting Hole.

Part#	Description	Pcs
4603-0	5/16" I.D. Black Nylon Clamps	6
4604-0	3/8" I.D. Black Nylon Clamps	5
4606-0	1/2" I.D. Black Nylon Clamps	4

**4652H-0 - Assorted Black Nylon Clamps | 10 Pcs.**

• 13/64" Mounting Hole.

Part#	Description	Pcs
4606-0	1/2" I.D. Black Nylon Clamps	4
4607-0	9/16" I.D. Black Nylon Clamps	3
4608-0	5/8" I.D. Black Nylon Clamps	3

**4653H-0 - Assorted Black Nylon Clamps | 10 Pcs.**

• 13/64" Mounting Hole.

Part#	Description	Pcs
4610-0	3/4" I.D. Black Nylon Clamps	5
4612-0	1" or 1-1/8" (Adj.) I.D. Black Nylon Clamps	5

**4654H-0 - Assorted Black Nylon Clamps | 16 Pcs.**

• 13/64" Mounting Hole.

Part#	Description	Pcs
4600-0	1/8" I.D. Black Nylon Clamps	2
4601-0	3/16" I.D. Black Nylon Clamps	2
4602-0	1/4" I.D. Black Nylon Clamps	3
4603-0	5/16" I.D. Black Nylon Clamps	2
4604-0	3/8" I.D. Black Nylon Clamps	1
4606-0	1/2" I.D. Black Nylon Clamps	1
4607-0	9/16" I.D. Black Nylon Clamps	1
4608-0	5/8" I.D. Black Nylon Clamps	1
4610-0	3/4" I.D. Black Nylon Clamps	1
4611-0	7/8" I.D. Black Nylon Clamps	1
4612-0	1" or 1-1/8" (Adj.) I.D. Black Nylon Clamps	1

# Cable Ties & Accessories



## Clamps - Nylon

JT&T's Nylon Cable Clamps are made of industry standard 6/6 nylon (offered in natural & black), they are injection molded to give you consistent performance and exact fit. Designed to secure the routing of cables, harnesses & hoses. Radius edges protect against insulation abrasion & cutting hoses. Quick alignment is achieved with bottom mounting hole. Nylon clamps all have a 13/64" mounting hole. They are tough, lightweight & resistant to aging & most chemicals. UL listed & meets flammability rating UL94V-2. Meets stringent CSA & ISO 9002 international standards & also meets requirements of SAE-AMS-DTL-23190 & SAE-AS33671 (formerly MIL-S-23190 & MS3367). The 4612H & 4612H-0 are adjustable cable clamps & have one mounting hole for a 1" application & another mounting hole for a 1-1/8" application. Temperature rating from -40°C (-40°F) to 85°C (185°F).

Part #	Ordering Size (Open I.D.)	Inner Diameter (+/- 0.03")		Width	Color	Mounting Hole	Pcs
		Closed	Open				
4600H	1/8"	0.12"	1/8"	3/8"	Natural	13/64"	30
4600C	1/8"	0.12"	1/8"	3/8"	Natural	13/64"	100
4600H-0	1/8"	0.12"	1/8"	3/8"	Black	13/64"	30
294600-2-0	1/8"	0.12"	1/8"	3/8"	Black	13/64"	100
4601H	3/16"	0.18"	3/16"	3/8"	Natural	13/64"	29
4601C	3/16"	0.18"	3/16"	3/8"	Natural	13/64"	100
4601H-0	3/16"	0.18"	3/16"	3/8"	Black	13/64"	29
294601-2-0	3/16"	0.18"	3/16"	3/8"	Black	13/64"	100
4602H	1/4"	0.24"	1/4"	3/8"	Natural	13/64"	25
4602C	1/4"	0.24"	1/4"	3/8"	Natural	13/64"	100
4602H-0	1/4"	0.24"	1/4"	3/8"	Black	13/64"	25
294602-2-0	1/4"	0.24"	1/4"	3/8"	Black	13/64"	100
4603H	5/16"	0.30"	5/16"	3/8"	Natural	13/64"	25
4603C	5/16"	0.30"	5/16"	3/8"	Natural	13/64"	100
4603H-0	5/16"	0.30"	5/16"	3/8"	Black	13/64"	25
294603-2-0	5/16"	0.30"	5/16"	3/8"	Black	13/64"	100
4604H	3/8"	0.35"	3/8"	3/8"	Natural	13/64"	22
4604C	3/8"	0.35"	3/8"	3/8"	Natural	13/64"	100
4604H-0	3/8"	0.35"	3/8"	3/8"	Black	13/64"	22
294604-2-0	3/8"	0.35"	3/8"	3/8"	Black	13/64"	100
4606H	1/2"	0.44"	1/2"	1/2"	Natural	13/64"	15
4606C	1/2"	0.44"	1/2"	1/2"	Natural	13/64"	100
4606H-0	1/2"	0.44"	1/2"	1/2"	Black	13/64"	15
294606-2-0	1/2"	0.44"	1/2"	1/2"	Black	13/64"	100
4607H	9/16"	0.48"	9/16"	1/2"	Natural	13/64"	14
4607C	9/16"	0.48"	9/16"	1/2"	Natural	13/64"	100
4607H-0	9/16"	0.48"	9/16"	1/2"	Black	13/64"	14
294607-2-0	9/16"	0.48"	9/16"	1/2"	Black	13/64"	100
4608H	5/8"	0.60"	5/8"	1/2"	Natural	13/64"	10
4608C	5/8"	0.60"	5/8"	1/2"	Natural	13/64"	100
4608H-0	5/8"	0.60"	5/8"	1/2"	Black	13/64"	10
294608-2-0	5/8"	0.60"	5/8"	1/2"	Black	13/64"	100
4610H	3/4"	0.65"	3/4"	1/2"	Natural	13/64"	8
4610C	3/4"	0.65"	3/4"	1/2"	Natural	13/64"	100
4610H-0	3/4"	0.65"	3/4"	1/2"	Black	13/64"	8
294610-2-0	3/4"	0.65"	3/4"	1/2"	Black	13/64"	100
4611H	7/8"	0.75"	7/8"	1/2"	Natural	13/64"	7
4611C	7/8"	0.75"	7/8"	1/2"	Natural	13/64"	100
4611H-0	7/8"	0.75"	7/8"	1/2"	Black	13/64"	7
294611-2-0	7/8"	0.75"	7/8"	1/2"	Black	13/64"	100
4612H	1" or 1-1/8"	0.90" or 0.96"	1" or 1-1/8"	1/2"	Natural	13/64"	6
4612C	1" or 1-1/8"	0.90" or 0.96"	1" or 1-1/8"	1/2"	Natural	13/64"	100
4612H-0	1" or 1-1/8"	0.90" or 0.96"	1" or 1-1/8"	1/2"	Black	13/64"	6
294612-2-0	1" or 1-1/8"	0.90" or 0.96"	1" or 1-1/8"	1/2"	Black	13/64"	100

**Nylon Clamp Assortments - Natural**

Part #	Ordering Size (Open I.D.)	Mounting Hole	Pcs
4650H	1/8", 3/16", 1/4"	13/64"	18
4651H	5/16", 3/8", 1/2"	13/64"	15
4652H	1/2", 9/16", 5/8"	13/64"	10
4653H	3/4" & 1" or 1-1/8"	13/64"	10
4654H	1/8", 3/16", 1/4", 5/16", 3/8", 1/2" 9/16", 5/8", 3/4", 7/8", 1" or 1-1/8"	13/64"	16

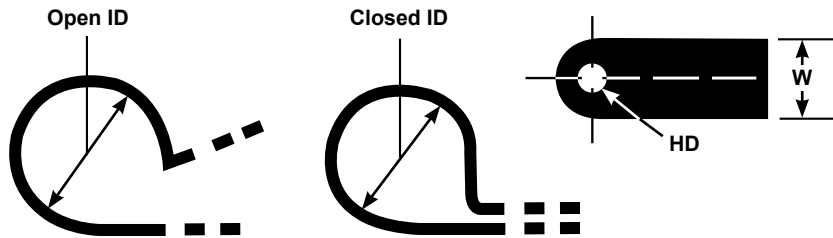


**Nylon Clamp Assortments - Black**

Part #	Ordering Size (Open I.D.)	Mounting Hole	Pcs
4650H-0	1/8", 3/16", 1/4"	13/64"	18
4651H-0	5/16", 3/8", 1/2"	13/64"	15
4652H-0	1/2", 9/16", 5/8"	13/64"	10
4653H-0	3/4" & 1" or 1-1/8"	13/64"	10
4654H-0	1/8", 3/16", 1/4", 5/16", 3/8", 1/2" 9/16", 5/8", 3/4", 7/8", 1" or 1-1/8"	13/64"	16



**Clamp Dimensions**



**Legend**

- Closed ID:** Closed Inner Diameter
- Open ID:** Open Inner Diameter
- HD:** Mounting Hole Diameter
- W:** Width

**Twist Locks - Natural Nylon**

JT&T's Twist Locks are made of industry standard 6/6 nylon, they are injection molded to give you consistent performance and exact fit. Can be used to twist & lock to secure wire bundles. Easy to use & re-use. They are tough, lightweight & resistant to aging & most chemicals. UL listed & meets flammability rating UL94V-2. Meets stringent CSA & ISO 9002 international standards & also meets requirements of SAE-AMS-DTL-23190 (formerly MIL-S-23190). Temperature rating from -40°C (-40°F) to 85°C (185°F).

Part #	Ordering Size I.D.	Length	Color	Bundle Diameter	Pcs
264762-5	3/16"	1.00"	Natural	0.18" to 0.28"	25
264762-2	3/16"	1.00"	Natural	0.18" to 0.28"	100
264762-4	3/16"	1.00"	Natural	0.18" to 0.28"	1,000
264763-5	5/8"	1.52"	Natural	0.60" to 0.70"	25
264763-2	5/8"	1.52"	Natural	0.60" to 0.70"	100
264763-4	5/8"	1.52"	Natural	0.60" to 0.70"	1,000





# Cable Ties & Accessories



## 4-Way Cable Tie Mounts - Nylon

- Adhesive-Backed &/or Screw Mount

JT&T's Cable Tie Mounts have an adhesive backing - simply peel off backing paper and apply. Clean contact area thoroughly before applying the mounting base for maximum performance. Bases can be attached to a clean and dry surface of metal, plastic, glass, paper and painted surfaces. In addition to and/or in place of the adhesive backing a #6 screw (for 1" mounts) & #4 screw (for 0.75" mounts) can be used to secure the mount onto a surface. A screw or rivet is recommended for extra holding strength against outdoor elements. 4-way entry for maximum versatility. Low profile for use where height is limited. The counter-sunk hole insures that the screw or rivet will not interfere with your cable tie. Adhesive cable tie mounts have acrylic adhesive bases & are made of industry standard 6/6 nylon (offered in natural or black), they are injection molded to give you consistent performance and exact fit. 1.00" square mounts can be used on all cable ties up to 14.5" (Length) x .20" (Width) & 75 Lb. (Tensile Strength). 0.75" square mounts can be used on all cable ties up to 8" (Length) x .15" (Width) & 40 Lb. (Tensile Strength). Tough, lightweight & resistant to aging & most chemicals. UL listed & meets flammability rating UL94V-2. Meets stringent CSA & ISO 9002 international standards & also meets requirements of SAE-AMS-DTL-23190 (formerly MIL-S-23190). Temperature rating from -40°C (-40°F) to 85°C (185°F).



Part #	Ordering Size (4-Way O.D.)	Max Tensile Strength	Tie Opening (+/- 0.02")	Height (+/- 0.02")	Base Dimensions (+/- 0.10")		Screw Size	Color	Pcs
					Length	Width			
4734H	0.75"	Up to 40 Lbs.	0.15"	0.21"	0.75"	0.75"	#6	Natural	10
4734L	0.75"	Up to 40 Lbs.	0.15"	0.21"	0.75"	0.75"	#6	Natural	50
4734C	0.75"	Up to 40 Lbs.	0.15"	0.21"	0.75"	0.75"	#6	Natural	100
4734M	0.75"	Up to 40 Lbs.	0.15"	0.21"	0.75"	0.75"	#6	Natural	1,000
4733H	0.75"	Up to 40 Lbs.	0.15"	0.21"	0.75"	0.75"	#6	Black	10
4733L	0.75"	Up to 40 Lbs.	0.15"	0.21"	0.75"	0.75"	#6	Black	50
4733C	0.75"	Up to 40 Lbs.	0.15"	0.21"	0.75"	0.75"	#6	Black	100
4733M	0.75"	Up to 40 Lbs.	0.15"	0.21"	0.75"	0.75"	#6	Black	1,000
4735F	1.00"	Up to 75 Lbs.	0.20"	0.24"	1.00"	1.00"	#8	Natural	10
4735L	1.00"	Up to 75 Lbs.	0.20"	0.24"	1.00"	1.00"	#8	Natural	50
4735C	1.00"	Up to 75 Lbs.	0.20"	0.24"	1.00"	1.00"	#8	Natural	100
4735M	1.00"	Up to 75 Lbs.	0.20"	0.24"	1.00"	1.00"	#8	Natural	1,000
4736F	1.00"	Up to 75 Lbs.	0.20"	0.24"	1.00"	1.00"	#8	Black	10
4736L	1.00"	Up to 75 Lbs.	0.20"	0.24"	1.00"	1.00"	#8	Black	50
4736C	1.00"	Up to 75 Lbs.	0.20"	0.24"	1.00"	1.00"	#8	Black	100
4736M	1.00"	Up to 75 Lbs.	0.20"	0.24"	1.00"	1.00"	#8	Black	1,000

## Funnel-Entry Wire Clamp Mounts - Nylon

- Adhesive-Backed &/or Screw Mount

JT&T's Wire Clamps have an adhesive backing - simply peel off backing paper and apply. Clean contact area thoroughly before applying the mounting base for maximum performance. Bases can be attached to a clean and dry surface of metal, plastic, glass, paper and painted surfaces. In addition to and/or in place of the adhesive backing a #2 screw can be used to secure the mount onto a surface. Funnel-entry for maximum versatility. Wire Clamps are made of industry standard 6/6 nylon, they are injection molded to give you consistent performance and exact fit. Tough, lightweight & resistant to aging & most chemicals. UL listed & meets flammability rating UL94V-2. Meets stringent CSA & ISO 9002 international standards & also meets requirements of SAE-AMS-DTL-23190 (formerly MIL-S-23190). Temperature rating from -40°C (-40°F) to 85°C (185°F).



Part #	Ordering Size (Height)	Base Dimensions (+/- 0.02")		Screw Size	Color	Pcs
		Length	Width			
284768-8	0.35"	0.41"	0.34"	#2	Natural	10
284768-8	0.35"	0.41"	0.34"	#2	Natural	50
284768-2	0.35"	0.41"	0.34"	#2	Natural	100
284768-4	0.35"	0.41"	0.34"	#2	Natural	1,000

## Push-In Wire Tie Mounts - Nylon

- Arrowhead, Winged Shaped

JT&T's Push-In Wire Tie Mounts are made of industry standard 6/6 nylon, they are injection molded to give you consistent performance and exact fit. Push-mount bases install easily into any 1/4" hole. Centering ears & a locking barb design hold them securely in place. Can be used on all cable ties up to 14.5" (Length) x .24" (Width) & 75 Lb. (Tensile Strength). Tough, lightweight & resistant to aging & most chemicals. UL listed & meets flammability rating UL94V-2. Meets stringent CSA & ISO 9002 international standards & also meets requirements of SAE-AMS-DTL-23190 (formerly MIL-S-23190). Temperature rating from -40°C (-40°F) to 85°C (185°F).



Part #	Tie Opening (+/- 0.02")	Base Dimensions (+/- 0.02")		Fits Screw Hole Size	Color	Pcs
		Width	Height			
4742H	1/4"	5/16"	9/16"	1/4"	Natural	5
4742F	1/4"	5/16"	9/16"	1/4"	Natural	25
4742L	1/4"	5/16"	9/16"	1/4"	Natural	50
4742C	1/4"	5/16"	9/16"	1/4"	Natural	100

## Top-Load Wire Snap-In Clips - PVC

- Adhesive-Backed

JT&T's Top-load wire snap-in clips have an adhesive backing - simply peel off backing paper and apply. Clean contact area thoroughly before applying the mounting base for maximum performance. Bases can be attached to a clean and dry surface of metal, plastic, glass, paper and painted surfaces. Funnel entry speeds cable insertion. Vertical cable entry for ease of installation. Top-load cable snap-in clips are made in a gray PVC material. Double coated rubber based foam tape on adhesive back. Extra wide pull tab on adhesive base is easy to remove; reduces mounting time. UL listed & meets flammability rating UL94V-0. Tough, lightweight & resistant to aging & most chemicals. Temperature rating from -40°C (-40°F) to 85°C (185°F).



Part #	Ordering Size	Shape Style	Max. Holding Diameter (D)	Length (L)	Width (W)	Height (H)	Color	Pcs
4673H	1/2"	"U" Clip	0.50"	1.00"	1.00"	0.69"	Gray	5
4673F	1/2"	"U" Clip	0.50"	1.00"	1.00"	0.69"	Gray	25
4673L	1/2"	"U" Clip	0.50"	1.00"	1.00"	0.69"	Gray	50
4673C	1/2"	"U" Clip	0.50"	1.00"	1.00"	0.69"	Gray	100

## Side-Load Wire Clips - PVC

- Adhesive-Backed

JT&T's Side-load wire snap-in clips have an adhesive backing - simply peel off backing paper and apply. Clean contact area thoroughly before applying the mounting base for maximum performance. Bases can be attached to a clean and dry surface of metal, plastic, glass, paper and painted surfaces. Side cable entry for ease of installation. Side-load cable clips are made in a gray PVC material. Double coated rubber based foam tape on adhesive back. Extra wide pull tab on adhesive base is easy to remove; reduces mounting time. UL listed & meets flammability rating UL94V-0. Tough, lightweight & resistant to aging & most chemicals. Temperature rating from -40°C (-40°F) to 85°C (185°F).



Part #	Ordering Size	Shape Style	Max. Holding Diameter (D)	Length (L)	Width (W)	Height (H)	Color	Pcs
4684H	1/5"	Side Clip	0.20"	0.75"	0.75"	0.34"	Gray	5
4684F	1/5"	Side Clip	0.20"	0.75"	0.75"	0.34"	Gray	25
4684L	1/5"	Side Clip	0.20"	0.75"	0.75"	0.34"	Gray	50
4684C	1/5"	Side Clip	0.20"	0.75"	0.75"	0.34"	Gray	100

# Cable Ties & Accessories

## Stainless-Steel Cable Ties



JT&T's Stainless Steel Cable Ties are self-locking & made from Grade #316 Stainless Steel; they have the highest temperature rating of all our cable ties. Flame-retardant, non toxic, have excellent corrosion & chemical resistance.

Provide a strong, durable method of bundling, identifying & fastening. Can be used in virtually all indoor, marine, outdoor & underground (including direct burial) applications, where severe environmental conditions exist. Stainless steel ties are designed for use in critical applications where strength, vibration, radiation, weathering, corrosion & temperature extremes are a factor. The low profile, self-locking ball bearing head mechanism with fully adjustable strap provides secure, quick & easy installation. Fully enclosed head does not allow dirt or grit to interfere with locking mechanism. Smooth rounded edges ensure safe & efficient handling. Temperature rating from -80°C (-112°F) to 538°C (1,000°F).

Ordering Size (Nominal)	Pcs	Width (+/- 0.02")	Tensile Strength	Part#
5"	10	0.17"	100 Lbs.	304703-1F
5"	50	0.17"	100 Lbs.	304703F
5"	100	0.17"	100 Lbs.	304703C
7.5"	10	0.31"	250 Lbs.	304705-1F
7.5"	50	0.31"	250 Lbs.	304705F
7.5"	100	0.31"	250 Lbs.	304705C
14.5"	10	0.31"	250 Lbs.	304709-1F
14.5"	50	0.31"	250 Lbs.	304709F
14.5"	100	0.31"	250 Lbs.	304709C

**Highest Temperature Rating of All Our Cable Ties**

## Releasable Cable Ties - Nylon



JT&T's Releasable Nylon Cable Ties have an extended tab that allows for easy release & re-use of cable tie. Simply secure cable tie then hold down tab to re-open cable tie. Ideal for jobs that require modifications & other on & off again applications of cable tie. Made of industry standard 6/6 nylon; they are injection molded to give you consistent performance & exact fit. Black cable ties are UV rated for longer lasting outdoor use. Ongoing quality control measures assure products can be counted on under demanding conditions. Nylon cable ties have superior tensile strength; achieved from one piece construction. UL listed & meets flammability rating UL94V-2. Meets stringent CSA & ISO 9002 international standards & also meets requirements of SAE-AMS-DTL-23190 (formerly MIL-S-23190). Temperature rating from -40°C (-40°F) to 85°C (185°F).

Ordering Size (Nominal)	Pcs	Width (+/- 0.02")	Tensile Strength	Natural Part#	UV Black Part#
5"	30	0.14"	40 Lbs.	4757F	—
5"	100	0.14"	40 Lbs.	4757C	—
5"	500	0.14"	40 Lbs.	4757D	—
5"	1,000	0.14"	40 Lbs.	4757M	—
5.5"	30	0.28"	50 Lbs.	—	4756F
5.5"	100	0.28"	50 Lbs.	—	4756C
5.5"	500	0.28"	50 Lbs.	—	4756D
5.5"	1,000	0.28"	50 Lbs.	—	4756M
7.5"	25	0.18"	50 Lbs.	4763F	—
7.5"	100	0.18"	50 Lbs.	4763C	—
7.5"	500	0.18"	50 Lbs.	4763D	—
7.5"	1,000	0.18"	50 Lbs.	4763M	—
7.5"	20	0.30"	50 Lbs.	4759F	4758F
7.5"	100	0.30"	50 Lbs.	4759C	4758C
7.5"	500	0.30"	50 Lbs.	4759D	4758D
7.5"	1,000	0.30"	50 Lbs.	4759M	4758M
11.5"	15	0.18"	50 Lbs.	4761F	4760F
11.5"	100	0.18"	50 Lbs.	4761C	4760C
11.5"	500	0.18"	50 Lbs.	4761D	4760D
11.5"	1,000	0.18"	50 Lbs.	4761M	4760M

## Chrome-Plated Cable Ties

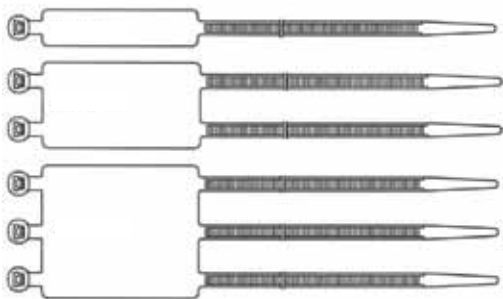
JT&T's Chrome-Plated Nylon Cable Ties are a high quality new contemporary style of cable tie & made with a special chrome plating process that keeps the chrome on & prevents flaking, cracking & pitting – even under stress & in harsh environments. These chrome plated cable ties are ideal for color-coding & cosmetic appeal. They are a popular choice for custom shops, hot rods, custom bikes & many other customized vehicles. Made of industry standard 6/6 nylon; they are injection molded to give you consistent performance & exact fit. Chrome-Plated & UV rated for longer lasting outdoor use. The highly polished finish matches any metallic installation & provides a strong & attractive finish that resists wear, abrasion, UV & most chemical damage. Ongoing quality control measures assure products can be counted on under demanding conditions. They are more resistance to fading, cracking & meets lower insertion force requirements. Angled tail provides quicker initial insertion alignment & tail finger grips allow for easier handling & tightening. Temperature rating from -45°C (-49°F) to 150°C (302°F).



Ordering Size (Nominal)	Pcs	Width (+/- 0.02")	Tensile Strength	Silver Part#	Gold Part#	Blue Part#	Green Part#	Red Part#
8"	10	0.14"	40 Lbs.	4780F	4781F	4782F	4783F	4784F
8"	100	0.14"	40 Lbs.	4780C	4781C	4782C	4783C	4784C
8"	1,000	0.14"	40 Lbs.	4780M	4781M	4782M	4783M	4784M

## I.D. Marker Cable Ties - Nylon

JT&T's I.D. Marker Nylon Cable Ties are used to fasten & identify bundles at the same time. Markers reduce snags while providing support to the bundle. The matte finish surface on both sides of the marker tab; will readily accept ink, pencil, marker, imprinting, stamping & labels. Made of industry standard 6/6 nylon; they are injection molded to give you consistent performance & exact fit. Ongoing quality control measures assure products can be counted on under demanding conditions. They are more resistant to fading, cracking & meet lower insertion force requirements. Angled tail(s) provide quicker initial insertion alignment & tail finger grips allow for easier handling & tightening. Nylon cable ties have superior tensile strength; achieved from one piece construction. UL listed & meets flammability rating UL94V-2. Meets stringent CSA & ISO 9002 international standards & also meets requirements of SAE-AMS-DTL-23190 (formerly MIL-S-23190). Temperature rating from -40°C (-40°F) to 85°C (185°F).




**1-Way**




**1.00" x 0.32" Tab**

**2-Way**



**1.16" x 1.10" Tab**

**3-Way**



**1.83" x 1.10" Tab**

Ordering Size (Nominal)	Pcs	Tails	Width (+/- 0.02")	Tensile Strength	Tab Size (+/- 0.02")		Natural Part#
					Length	Width	
4"	25	1-Way	0.10"	18 Lbs.	1.00"	0.32"	254701-8
4"	100	1-Way	0.10"	18 Lbs.	1.00"	0.32"	254701-2
4"	1,000	1-Way	0.10"	18 Lbs.	1.00"	0.32"	254701-4
8"	25	1-Way	0.10"	18 Lbs.	1.00"	0.32"	254705-8
8"	100	1-Way	0.10"	18 Lbs.	1.00"	0.32"	254705-2
8"	1,000	1-Way	0.10"	18 Lbs.	1.00"	0.32"	254705-4
7.5"	25	2-Way	0.18"	50 Lbs.	1.16"	1.10"	254742-8
7.5"	100	2-Way	0.18"	50 Lbs.	1.16"	1.10"	254742-2
7.5"	1,000	2-Way	0.18"	50 Lbs.	1.16"	1.10"	254742-4
10.5"	25	3-Way	0.18"	50 Lbs.	1.83"	1.10"	254743-8
10.5"	100	3-Way	0.18"	50 Lbs.	1.83"	1.10"	254743-2
10.5"	1,000	3-Way	0.18"	50 Lbs.	1.83"	1.10"	254743-4

# Cable Ties & Accessories

## Strip-Ties - Hook & Loop Velcro Fastener with Buckle

- JT&T's Hook & Loop Strip-Tie Velcro fasteners with buckle are durable and reuseable.
- The strip-tie is a versatile fastener for cable management


Part #	Pcs	Width	Length	Color
20-6-0	10	3/4"	6"	Black
20-6-2	10	3/4"	6"	Red
20-6-6	10	3/4"	6"	Blue
20-6-9	10	3/4"	6"	White
20-6-13	10	3/4"	6"	Neon Yellow
20-6-296	10	3/4"	6"	(3) Red, (4) White, (3) Blue
20-8-0	8	3/4"	8"	Black
20-8-2	8	3/4"	8"	Red
20-8-6	8	3/4"	8"	Blue
20-8-9	8	3/4"	8"	White
20-8-13	8	3/4"	8"	Neon Yellow
20-8-296	8	3/4"	8"	(3) Red, (3) White, (2) Blue
20-12-0	6	3/4"	12"	Black
20-12-2	6	3/4"	12"	Red
20-12-6	6	3/4"	12"	Blue
20-12-9	6	3/4"	12"	White
20-12-13	6	3/4"	12"	Neon Yellow
20-12-296	6	3/4"	12"	(2) Red, (2) White, (2) Blue



## Strip-Ties - Hook & Loop Velcro Fastener with Slit

- JT&T's Hook & Loop Strip-Tie Velcro fasteners with slit are durable and reuseable.
- The strip-tie is a versatile fastener for cable management

Part #	Pcs	Width	Length	Color
21-8-0	8	1/2"	8"	Black



**Wire Tie Kits  
Available,  
see Pages  
33-34**



## 62-5021F Standard Duty Wire Tie Gun - 1 Pc.

• Cable Tie Tightening Tool.

### Product Features

- For nylon cable ties with 18-50 Lb. tensile strength.
- For cable ties with thickness up to 1.60mm (0.063").
- For cable ties with width from 2.20mm (0.086") to 4.80mm (0.189").

### How to use:

- Select cable tie then loop it around cable bundle & tighten slightly.
- Next insert the cable tie into the gripper slot & gently squeeze the handle until desired tension is reached.



## 62-5022F Medium Duty Wire Tie Gun - 1 Pc.

• Cable Tie Tightening & Automatic Cutting Tool.

### Product Features

- For nylon cable ties with 18-120 Lb. tensile strength.
- For cable ties with thickness up to 1.60mm (0.063").
- For cable ties with width from 2.20mm (0.086") to 7.50mm (0.295").
- Has an incremental tension adjustment dial; which is used to regulate the amount of tension pressure that is applied to the cable bundle.
- Has a tension indicator (above the tension adjustment dial) that shows whether you are increasing or decreasing the tension pressure.
- On the inside of the tool is an automatic cut-off blade; which activates & cuts the cable tie once the required tension has been reached.

### How to use:

- Select cable tie then loop it around cable bundle & tighten slightly.
- Next insert the cable tie into the gripper slot & gently squeeze the handle until maximum tension is reached.
- Once maximum tension is reached the blade will automatically cut-off the end of the cable tie.
- Cuts wire ties off to a smooth nub, leaving no sharp edges.



## 62-5023F Heavy Duty Wire Tie Gun - 1 Pc.

• Cable Tie Tightening & Automatic Cutting Tool.

### Product Features

- For nylon cable ties with 18-175 Lb. tensile strength.
- For cable ties with thickness up to 1.60mm (0.063").
- For cable ties with width from 2.20mm (0.086") to 7.50mm (0.295").
- Has an incremental tension adjustment dial; which is used to regulate the amount of tension pressure that is applied to the cable bundle.
- Has a tension indicator (above the tension adjustment dial) that shows whether you are increasing or decreasing the tension pressure.
- On the inside of the tool is an automatic cut-off blade; which activates & cuts the cable tie once the required tension has been reached.

### How to use:

- Select cable tie then loop it around cable bundle & tighten slightly.
- Next insert the cable tie into the gripper slot & gently squeeze the handle until maximum tension is reached.
- Once maximum tension is reached the blade will automatically cut-off the end of the cable tie.
- Cuts wire ties off to a smooth nub, leaving no sharp edges.



# Heat Shrink Tubing

## 2 to 1 Single/Thin-Wall Polyolefin Heat Shrink Tubing

- Available in Retail Packs, 4Ft. Sticks, Spools, Markers & Kits
- Meets requirements of SAE-AMS-DTL-23053/5 (formerly MIL-I-23053/5, MIL-DTL-23053/5), Class 1, Class 2 (Clear), Class 3.
- Meets requirements of AMS-3636 & AMS-3637.
- RoHS Compliant.
- UL Recognized: File E-39100.
- CSA Certified: CSA LR-38227.
- ABS Approved.
- Continuous Operating Temperature: -55°C (-67°F) to 135°C (275°F) & up to 300°C (572°F) for short durations.
- Shrink Temperature: 121°C (250°F).
- Shrink Ratio: 2 to 1 (shrinks to 1/2 its original diameter).
- Voltage Rating: 600Volts Maximum.
- Cross-Linked Polyolefin Heat Shrink Tubing.
- Single/Thin-Wall.
- Flame-Retardant.
- Flammability Rating: UL224 / VW-1.
- NOTE: Clear tubing is NOT flame retardant/rated or UL listed.
- See pages 145-146 for torches or heat gun to shrink & seal heat shrink tubing.




JT&T's 2 to 1 Single/Thin Wall Cross-Linked Polyolefin Heat Shrink Tubing is irradiated, flexible & intended for general purpose applications requiring recognition by military & industrial specifications. UL recognized, CSA certified, RoHS compliant & ABS approved. Meets requirements of SAE-AMS-DTL-23053/5 (formerly MIL-I-23053/5, MIL-DTL-23053/5), Classes 1, 2 (Clear), 3. It is single-wall, flame-retardant, mechanically strong & will not melt or split when shrunk over irregularly-shaped objects. Applications include insulation, jacketing wire bundles, mechanical protection, physical/electrical protection of components, strain relief, solder insulation & lightweight harnessing where superior abrasion resistance is a plus. Also, used to identify & color-code electrical connections & wire bundles. Temperature rating for continuous operation from -55°C (-67°F) to 135°C (275°F) & up to 300°C (572°F) for short durations. Shrink Ratio is 2 to 1 (shrinks to 1/2 its original diameter). Shrink Temperature is 121°C (250°F). NOTE: Clear tubing is NOT flame retardant or UL listed.

Ordering Size (Nominal)	Expanded I.D. (Minimum)			Recovered I.D. (Maximum)			Recovered Wall Thickness (Nominal)		
3/64"	3/64"	(.047")	1.19mm	3/128"	(.023")	0.58mm	9/500"	(.018")	0.46mm
1/16"	1/16"	(.062")	1.57mm	1/32"	(.031")	0.79mm	9/500"	(.018")	0.46mm
3/32"	3/32"	(.094")	2.39mm	3/64"	(.047")	1.19mm	1/50"	(.020")	0.51mm
1/8"	1/8"	(.125")	3.18mm	1/16"	(.062")	1.57mm	1/50"	(.020")	0.51mm
3/16"	3/16"	(.188")	4.78mm	3/32"	(.094")	2.39mm	1/50"	(.020")	0.51mm
1/4"	1/4"	(.250")	6.35mm	1/8"	(.125")	3.18mm	1/40"	(.025")	0.64mm
3/8"	3/8"	(.375")	9.52mm	3/16"	(.188")	4.78mm	1/40"	(.025")	0.64mm
1/2"	1/2"	(.500")	12.70mm	1/4"	(.250")	6.35mm	1/40"	(.025")	0.64mm
3/4"	3/4"	(.750")	19.05mm	3/8"	(.375")	9.52mm	3/100"	(.030")	0.76mm
1"	1"	(1.000")	25.40mm	1/2"	(.500")	12.70mm	7/200"	(.035")	0.89mm
1-1/4"	1-1/4"	(1.250")	31.75mm	5/8"	(.625")	15.88mm	1/25"	(.040")	1.02mm
1-1/2"	1-1/2"	(1.500")	38.10mm	3/4"	(.750")	19.05mm	1/25"	(.040")	1.02mm
2"	2"	(2.000")	50.80mm	1"	(1.000")	25.40mm	9/200"	(.045")	1.14mm
3"	3"	(3.000")	76.20mm	1-1/2"	(1.500")	38.10mm	1/20"	(.050")	1.27mm
4"	4"	(4.000")	101.60mm	2"	(2.000")	50.80mm	11/200"	(.055")	1.40mm
5"	5"	(5.000")	127.00mm	2-1/2"	(2.500")	63.50mm	3/50"	(.060")	1.52mm

## 2 to 1 Single/Thin-Wall Polyolefin Heat Shrink Tubing

• Retail Packs



Part#	Expanded I.D.	Color	Cut	Pcs
4000H	3/64"	Black	4"	8
4020H	3/64"	Red	4"	8
J-3378	3/64"	Black	4"	40
4000-0F	3/64"	Black	6"	8
4000-1F	3/64"	Clear	6"	8
4000-2F	3/64"	Red	6"	8
4000-5F	3/64"	Green	6"	8
4000-6F	3/64"	Blue	6"	8
4000-7F	3/64"	Yellow	6"	8
4000-9F	3/64"	White	6"	8
Part#	Expanded I.D.	Color	Cut	Pcs
4001H	1/16"	Black	4"	8
4021H	1/16"	Red	4"	8
J-3379	1/16"	Black	4"	36
4001-0F	1/16"	Black	6"	8
4001-1F	1/16"	Clear	6"	8
4001-2F	1/16"	Red	6"	8
4001-5F	1/16"	Green	6"	8
4001-6F	1/16"	Blue	6"	8
4001-7F	1/16"	Yellow	6"	8
4001-9F	1/16"	White	6"	8
Part#	Expanded I.D.	Color	Cut	Pcs
4002H	3/32"	Black	4"	7
4022H	3/32"	Red	4"	7
J-3382	3/32"	Black	4"	32
4002-0F	3/32"	Black	6"	8
4002-1F	3/32"	Clear	6"	8
4002-2F	3/32"	Red	6"	8
4002-5F	3/32"	Green	6"	8
4002-6F	3/32"	Blue	6"	8
4002-7F	3/32"	Yellow	6"	8
4002-9F	3/32"	White	6"	8
Part#	Expanded I.D.	Color	Cut	Pcs
4003H	1/8"	Black	4"	7
4023H	1/8"	Red	4"	7
J-3383	1/8"	Black	4"	28
4003-0F	1/8"	Black	6"	8
4003-1F	1/8"	Clear	6"	8
4003-2F	1/8"	Red	6"	8
4003-5F	1/8"	Green	6"	8
4003-6F	1/8"	Blue	6"	8
4003-7F	1/8"	Yellow	6"	8
4003-9F	1/8"	White	6"	8

Part#	Expanded I.D.	Color	Cut	Pcs
4004H	3/16"	Black	4"	7
4024H	3/16"	Red	4"	7
J-3384	3/16"	Black	4"	24
4004-0F	3/16"	Black	6"	8
4004-1F	3/16"	Clear	6"	8
4004-2F	3/16"	Red	6"	8
4004-5F	3/16"	Green	6"	8
4004-6F	3/16"	Blue	6"	8
4004-7F	3/16"	Yellow	6"	8
4004-9F	3/16"	White	6"	8
Part#	Expanded I.D.	Color	Cut	Pcs
4005H	1/4"	Black	4"	6
4025H	1/4"	Red	4"	6
J-3388	1/4"	Black	4"	20
4005-0F	1/4"	Black	6"	8
4005-1F	1/4"	Clear	6"	8
4005-2F	1/4"	Red	6"	8
4005-5F	1/4"	Green	6"	8
4005-6F	1/4"	Blue	6"	8
4005-7F	1/4"	Yellow	6"	8
4005-9F	1/4"	White	6"	8
Part#	Expanded I.D.	Color	Cut	Pcs
4006H	3/8"	Black	4"	6
4026H	3/8"	Red	4"	6
J-3389	3/8"	Black	4"	16
4006-0F	3/8"	Black	6"	8
4006-1F	3/8"	Clear	6"	8
4006-2F	3/8"	Red	6"	8
4006-5F	3/8"	Green	6"	8
4006-6F	3/8"	Blue	6"	8
4006-7F	3/8"	Yellow	6"	8
4006-9F	3/8"	White	6"	8
Part#	Expanded I.D.	Color	Cut	Pcs
4007H	1/2"	Black	4"	5
4027H	1/2"	Red	4"	5
J-3390	1/2"	Black	4"	12
4007-0F	1/2"	Black	6"	8
4007-1F	1/2"	Clear	6"	8
4007-2F	1/2"	Red	6"	8
4007-5F	1/2"	Green	6"	8
4007-6F	1/2"	Blue	6"	8
4007-7F	1/2"	Yellow	6"	8
4007-9F	1/2"	White	6"	8

Part#	Expanded I.D.	Color	Cut	Pcs
4008H	3/4"	Black	4"	3
4028H	3/4"	Red	4"	3
J-3391	3/4"	Black	4"	8
4008-0F	3/4"	Black	6"	8
4008-1F	3/4"	Clear	6"	8
4008-2F	3/4"	Red	6"	8
4008-5F	3/4"	Green	6"	8
4008-6F	3/4"	Blue	6"	8
4008-7F	3/4"	Yellow	6"	8
4008-9F	3/4"	White	6"	8
Part#	Expanded I.D.	Color	Cut	Pcs
4009H	1"	Black	4"	2
4029H	1"	Red	4"	2
J-3392	1"	Black	4"	4
4009-0F	1"	Black	6"	8
4009-1F	1"	Clear	6"	8
4009-2F	1"	Red	6"	8
4009-5F	1"	Green	6"	8
4009-6F	1"	Blue	6"	8
4009-7F	1"	Yellow	6"	8
4009-9F	1"	White	6"	8
Part#	Expanded I.D. (Assorted)	Color	Cut	Pcs
4050H	1/16", 3/32", 1/8"	Black	4"	9
4051H	3/16", 1/4", 3/8"	Black	4"	8
4052H	1/2", 3/4", 1"	Black	4"	5
4053H	1/16", 1/8", 3/16", 1/4", 3/8", 1/2"	Black	4"	7
Part#	Expanded I.D.	Color (Assorted)	Cut	Pcs
4054H	1/16"	Blue, Clear, Green, Red, Yellow	4"	10
4055H	3/32"	Blue, Clear, Green, Red, Yellow	4"	10
4056H	1/8"	Blue, Clear, Green, Red, Yellow	4"	10
4057H	3/16"	Blue, Clear, Green, Red, Yellow	4"	10
4058H	1/4"	Blue, Clear, Green, Red, Yellow	4"	5
4059H	3/8"	Blue, Clear, Green, Red, Yellow	4"	5
4060H	1/2"	Blue, Clear, Green, Red, Yellow	4"	5
4061F	3/4"	Blue, Clear, Green, Red, Yellow	4"	5
4062F	1"	Blue, Clear, Green, Red, Yellow	4"	5
Part#	Expanded I.D.	Color	Cut	Pcs
J-10300	1/16"	Black	1"	100
J-10310	3/32"	Black	1"	90
J-10320	1/8"	Black	1"	80
J-10330	3/16"	Black	1"	70

# Heat Shrink Tubing

## 2 to 1 Single/Thin-Wall Polyolefin Heat Shrink Tubing

• 4Ft. Sticks

Ordering Size (Nominal)	Cut	Pc	Black Part #	Clear Part #	Red Part #	Yellow Part #	Blue Part #	White Part #	Green Part #	Expanded I.D. (Minimum)	Recovered I.D. (Maximum)	Recovered Wall Thickness (Nominal)
1/16"	4 Ft.	1	J-8501	J-8511	J-8521	J-8531	J-8541	J-8551	J-8581	1/16" (.062")	1/32" (.031")	9/500" (.018")
3/32"	4 Ft.	1	J-8502	J-8512	J-8522	J-8532	J-8542	J-8552	J-8582	3/32" (.094")	3/64" (.047")	1/50" (.020")
1/8"	4 Ft.	1	J-8503	J-8513	J-8523	J-8533	J-8543	J-8553	J-8583	1/8" (.125")	1/16" (.062")	1/50" (.020")
3/16"	4 Ft.	1	J-8504	J-8514	J-8524	J-8534	J-8544	J-8554	J-8584	3/16" (.188")	3/32" (.094")	1/50" (.020")
1/4"	4 Ft.	1	J-8505	J-8515	J-8525	J-8535	J-8545	J-8555	J-8585	1/4" (.250")	1/8" (.125")	1/40" (.025")
3/8"	4 Ft.	1	J-8506	J-8516	J-8526	J-8536	J-8546	J-8556	J-8586	3/8" (.375")	3/16" (.188")	1/40" (.025")
1/2"	4 Ft.	1	J-8507	J-8517	J-8527	J-8537	J-8547	J-8557	J-8587	1/2" (.500")	1/4" (.250")	1/40" (.025")
3/4"	4 Ft.	1	J-8508	J-8518	J-8528	J-8538	J-8548	J-8558	J-8588	3/4" (.750")	3/8" (.375")	3/100" (.030")
1"	4 Ft.	1	J-8509	J-8519	J-8529	J-8539	J-8549	J-8559	J-8589	1" (1.000")	1/2" (.500")	7/200" (.035")
1-1/4"	4 Ft.	1	J-8591	J-8592	—	—	—	—	—	1-1/4" (1.250")	5/8" (.625")	1/25" (.040")
1-1/2"	4 Ft.	1	J-8510	J-8520	J-8530	J-8540	J-8550	J-8560	J-8590	1-1/2" (1.500")	3/4" (.750")	1/25" (.040")
2"	4 Ft.	1	J-8598	—	—	—	—	—	—	2" (2.000")	1" (1.000")	9/200" (.045")

## 2 to 1 Single/Thin-Wall Polyolefin Heat Shrink Tubing

• Bulk 4Ft. Sticks *Note that bulk stick quantities may vary. 3", 4" & 5" Exp. I.D. bulk 4Ft. sticks are available by special order.*

Ordering Size (Nominal)	Cut	Pcs	Black Part #	Clear Part #	Red Part #	Yellow Part #	Blue Part #	White Part #	Green Part #	Expanded I.D. (Minimum)	Recovered I.D. (Maximum)	Recovered Wall Thickness (Nominal)
3/64"	4 Ft.	250	4000-0	4000-1	4000-2	4000-7	4000-6	4000-9	4000-5	3/64" (.047")	3/128" (.024")	9/500" (.018")
1/16"	4 Ft.	250	4001-0	4001-1	4001-2	4001-7	4001-6	4001-9	4001-5	1/16" (.062")	1/32" (.031")	9/500" (.018")
3/32"	4 Ft.	250	4002-0	4002-1	4002-2	4002-7	4002-6	4002-9	4002-5	3/32" (.094")	3/64" (.047")	1/50" (.020")
1/8"	4 Ft.	250	4003-0	4003-1	4003-2	4003-7	4003-6	4003-9	4003-5	1/8" (.125")	1/16" (.062")	1/50" (.020")
3/16"	4 Ft.	250	4004-0	4004-1	4004-2	4004-7	4004-6	4004-9	4004-5	3/16" (.188")	3/32" (.094")	1/50" (.020")
1/4"	4 Ft.	250	4005-0	4005-1	4005-2	4005-7	4005-6	4005-9	4005-5	1/4" (.250")	1/8" (.125")	1/40" (.025")
3/8"	4 Ft.	100	4006-0	4006-1	4006-2	4006-7	4006-6	4006-9	4006-5	3/8" (.375")	3/16" (.188")	1/40" (.025")
1/2"	4 Ft.	100	4007-0	4007-1	4007-2	4007-7	4007-6	4007-9	4007-5	1/2" (.500")	1/4" (.250")	1/40" (.025")
3/4"	4 Ft.	50	4008-0	4008-1	4008-2	4008-7	4008-6	4008-9	4008-5	3/4" (.750")	3/8" (.375")	3/100" (.030")
1"	4 Ft.	50	4009-0	4009-1	4009-2	4009-7	4009-6	4009-9	4009-5	1" (1.000")	1/2" (.500")	7/200" (.035")
1-1/4"	4 Ft.	50	4010-0	4010-1	4010-2	4010-7	4010-6	4010-9	4010-5	1-1/4" (1.250")	5/8" (.625")	1/25" (.040")
1-1/2"	4 Ft.	50	4011-0	4011-1	4011-2	4011-7	4011-6	4011-9	4011-5	1-1/2" (1.500")	3/4" (.750")	1/25" (.040")
2"	4 Ft.	50	4012-0	4012-1	4012-2	4012-7	4012-6	4012-9	4012-5	2" (2.000")	1" (1.000")	9/200" (.045")

STICKS



98% FILL RATE AND INCREASED PROFITABILITY – GUARANTEED



# SPOOLS

## 2 to 1 Single/Thin-Wall Polyolefin Heat Shrink Tubing

• Mini-Spools

Ordering Size (Nominal)	Cut	Pc	Black Part #	Clear Part #	Red Part #	Yellow Part #	Blue Part #	White Part #	Green Part #	Expanded I.D. (Minimum)	Recovered I.D. (Maximum)	Recovered Wall Thickness (Nominal)
1/16"	70 Ft.	1	J-8801	J-8811	J-8821	J-8831	J-8841	J-8851	J-8881	1/16" (.062")	1/32" (.031")	9/500" (.018")
3/32"	65 Ft.	1	J-8802	J-8812	J-8822	J-8832	J-8842	J-8852	J-8882	3/32" (.094")	3/64" (.047")	1/50" (.020")
1/8"	60 Ft.	1	J-8803	J-8813	J-8823	J-8833	J-8843	J-8853	J-8883	1/8" (.125")	1/16" (.062")	1/50" (.020")
3/16"	50 Ft.	1	J-8804	J-8814	J-8824	J-8834	J-8844	J-8854	J-8884	3/16" (.188")	3/32" (.094")	1/50" (.020")
1/4"	40 Ft.	1	J-8805	J-8815	J-8825	J-8835	J-8845	J-8855	J-8885	1/4" (.250")	1/8" (.125")	1/40" (.025")
3/8"	35 Ft.	1	J-8806	J-8816	J-8826	J-8836	J-8846	J-8856	J-8886	3/8" (.375")	3/16" (.188")	1/40" (.025")
1/2"	32 Ft.	1	J-8807	J-8817	J-8827	J-8837	J-8847	J-8857	J-8887	1/2" (.500")	1/4" (.250")	1/40" (.025")
3/4"	24 Ft.	1	J-8808	J-8818	J-8828	J-8838	J-8848	J-8858	J-8888	3/4" (.750")	3/8" (.375")	3/100" (.030")
1"	16 Ft.	1	J-8809	J-8819	J-8829	J-8839	J-8849	J-8859	J-8889	1" (1.000")	1/2" (.500")	7/200" (.035")

## 2 to 1 Single/Thin-Wall Polyolefin Heat Shrink Tubing

• Bulk Spools (Note that bulk spool quantities may vary. 3", 4" & 5" Exp. I.D. are available by special order)

Ordering Size (Nominal)	Cut	Pc	Black Part #	Clear Part #	Red Part #	Yellow Part #	Blue Part #	White Part #	Green Part #	Expanded I.D. (Minimum)	Recovered I.D. (Maximum)	Recovered Wall Thickness (Nominal)
3/64"	500 Ft.	1	4000S-0	4000S-1	4000S-2	4000S-7	4000S-6	4000S-9	4000S-5	3/64" (.047")	3/128" (.024")	9/500" (.018")
1/16"	500 Ft.	1	4001S-0	4001S-1	4001S-2	4001S-7	4001S-6	4001S-9	4001S-5	1/16" (.062")	1/32" (.031")	9/500" (.018")
3/32"	500 Ft.	1	4002S-0	4002S-1	4002S-2	4002S-7	4002S-6	4002S-9	4002S-5	3/32" (.094")	3/64" (.047")	1/50" (.020")
1/8"	500 Ft.	1	4003S-0	4003S-1	4003S-2	4003S-7	4003S-6	4003S-9	4003S-5	1/8" (.125")	1/16" (.062")	1/50" (.020")
3/16"	250 Ft.	1	4004S-0	4004S-1	4004S-2	4004S-7	4004S-6	4004S-9	4004S-5	3/16" (.188")	3/32" (.094")	1/50" (.020")
1/4"	250 Ft.	1	4005S-0	4005S-1	4005S-2	4005S-7	4005S-6	4005S-9	4005S-5	1/4" (.250")	1/8" (.125")	1/40" (.025")
3/8"	200 Ft.	1	4006S-0	4006S-1	4006S-2	4006S-7	4006S-6	4006S-9	4006S-5	3/8" (.375")	3/16" (.188")	1/40" (.025")
1/2"	200 Ft.	1	4007S-0	4007S-1	4007S-2	4007S-7	4007S-6	4007S-9	4007S-5	1/2" (.500")	1/4" (.250")	1/40" (.025")
3/4"	100 Ft.	1	4008S-0	4008S-1	4008S-2	4008S-7	4008S-6	4008S-9	4008S-5	3/4" (.750")	3/8" (.375")	3/100" (.030")
1"	100 Ft.	1	4009S-0	4009S-1	4009S-2	4009S-7	4009S-6	4009S-9	4009S-5	1" (1.000")	1/2" (.500")	7/200" (.035")
1-1/4"	100 Ft.	1	4010S-0	4010S-1	4010S-2	4010S-7	4010S-6	4010S-9	4010S-5	1-1/4" (1.250")	5/8" (.625")	1/25" (.040")
1-1/2"	100 Ft.	1	4011S-0	4011S-1	4011S-2	4011S-7	4011S-6	4011S-9	4011S-5	1-1/2" (1.500")	3/4" (.750")	1/25" (.040")
2"	100 Ft.	1	4012S-0	4012S-1	4012S-2	4012S-7	4012S-6	4012S-9	4012S-5	2" (2.000")	1" (1.000")	9/200" (.045")



# Heat Shrink Tubing



## Black Heat Shrink Markers

- 2 to 1 Single/Thin-Wall Cross-Linked Polyolefin Heat Shrink Tubing.
- Pre-Stamped to Easily Mark and Identify Wire Cables and Other Components.

### J-1041 - 1/8" Heat Shrink Markers - 50 Pcs.

- 1/8" Expanded I.D. & 1/16" Recovered I.D.

Part#	Description	Cut	Pcs
J1001.	1/8" I.D. Black Heat Shrink - Stamped w/ #0	1/2"	5
J1002.	1/8" I.D. Black Heat Shrink - Stamped w/ #1	1/2"	5
J1003.	1/8" I.D. Black Heat Shrink - Stamped w/ #2	1/2"	5
J1004.	1/8" I.D. Black Heat Shrink - Stamped w/ #3	1/2"	5
J1005.	1/8" I.D. Black Heat Shrink - Stamped w/ #4	1/2"	5
J1006.	1/8" I.D. Black Heat Shrink - Stamped w/ #5	1/2"	5
J1007.	1/8" I.D. Black Heat Shrink - Stamped w/ #6	1/2"	5
J1008.	1/8" I.D. Black Heat Shrink - Stamped w/ #7	1/2"	5
J1009.	1/8" I.D. Black Heat Shrink - Stamped w/ #8	1/2"	5
J1010.	1/8" I.D. Black Heat Shrink - Stamped w/ #9	1/2"	5

### J-1042 - 3/16" Heat Shrink Markers - 50 Pcs.

- 3/16" Expanded I.D. & 3/32" Recovered I.D.

Part#	Description	Cut	Pcs
J1011.	3/16" I.D. Black Heat Shrink - Stamped w/ #0	1/2"	5
J1012.	3/16" I.D. Black Heat Shrink - Stamped w/ #1	1/2"	5
J1013.	3/16" I.D. Black Heat Shrink - Stamped w/ #2	1/2"	5
J1014.	3/16" I.D. Black Heat Shrink - Stamped w/ #3	1/2"	5
J1015.	3/16" I.D. Black Heat Shrink - Stamped w/ #4	1/2"	5
J1016.	3/16" I.D. Black Heat Shrink - Stamped w/ #5	1/2"	5
J1017.	3/16" I.D. Black Heat Shrink - Stamped w/ #6	1/2"	5
J1018.	3/16" I.D. Black Heat Shrink - Stamped w/ #7	1/2"	5
J1019.	3/16" I.D. Black Heat Shrink - Stamped w/ #8	1/2"	5
J1020.	3/16" I.D. Black Heat Shrink - Stamped w/ #9	1/2"	5

### J-1043 - 1/4" Heat Shrink Markers - 40 Pcs.


- 1/4" Expanded I.D. & 1/8" Recovered I.D.

Part#	Description	Cut	Pcs
J1021.	1/4" I.D. Black Heat Shrink - Stamped w/ #0	1/2"	4
J1022.	1/4" I.D. Black Heat Shrink - Stamped w/ #1	1/2"	4
J1023.	1/4" I.D. Black Heat Shrink - Stamped w/ #2	1/2"	4
J1024.	1/4" I.D. Black Heat Shrink - Stamped w/ #3	1/2"	4
J1025.	1/4" I.D. Black Heat Shrink - Stamped w/ #4	1/2"	4
J1026.	1/4" I.D. Black Heat Shrink - Stamped w/ #5	1/2"	4
J1027.	1/4" I.D. Black Heat Shrink - Stamped w/ #6	1/2"	4
J1028.	1/4" I.D. Black Heat Shrink - Stamped w/ #7	1/2"	4
J1029.	1/4" I.D. Black Heat Shrink - Stamped w/ #8	1/2"	4
J1030.	1/4" I.D. Black Heat Shrink - Stamped w/ #9	1/2"	4

### J-1044 - 3/8" Heat Shrink Markers - 40 Pcs.

- 3/8" Expanded I.D. & 3/16" Recovered I.D.

Part#	Description	Cut	Pcs
J1031.	3/8" I.D. Black Heat Shrink - Stamped w/ #0	1/2"	4
J1032.	3/8" I.D. Black Heat Shrink - Stamped w/ #1	1/2"	4
J1033.	3/8" I.D. Black Heat Shrink - Stamped w/ #2	1/2"	4
J1034.	3/8" I.D. Black Heat Shrink - Stamped w/ #3	1/2"	4
J1035.	3/8" I.D. Black Heat Shrink - Stamped w/ #4	1/2"	4
J1036.	3/8" I.D. Black Heat Shrink - Stamped w/ #5	1/2"	4
J1037.	3/8" I.D. Black Heat Shrink - Stamped w/ #6	1/2"	4
J1038.	3/8" I.D. Black Heat Shrink - Stamped w/ #7	1/2"	4
J1039.	3/8" I.D. Black Heat Shrink - Stamped w/ #8	1/2"	4
J1040.	3/8" I.D. Black Heat Shrink - Stamped w/ #9	1/2"	4



## Color Heat Shrink Markers

- 2 to 1 Single/Thin-Wall Cross-Linked Polyolefin Heat Shrink Tubing.
- Color-Coded to Easily Mark and Identify Wire, Cables and Other Components.

### J-1045 - 1/8" Heat Shrink Markers - 50 Pcs.

- 1/8" Expanded I.D. & 1/16" Recovered I.D.

Part#	Description	Cut	Pcs
J1049.	1/8" I.D. Red Heat Shrink	1/2"	13
J1050.	1/8" I.D. Yellow Heat Shrink	1/2"	12
J1051.	1/8" I.D. Blue Heat Shrink	1/2"	12
J1052.	1/8" I.D. White Heat Shrink	1/2"	13

### J-1046 - 3/16" Heat Shrink Markers - 50 Pcs.

- 3/16" Expanded I.D. & 3/32" Recovered I.D.

Part#	Description	Cut	Pcs
J1053.	3/16" I.D. Red Heat Shrink	1/2"	13
J1054.	3/16" I.D. Yellow Heat Shrink	1/2"	12
J1055.	3/16" I.D. Blue Heat Shrink	1/2"	12
J1056.	3/16" I.D. White Heat Shrink	1/2"	13

### J-1047 - 1/4" Heat Shrink Markers - 40 Pcs.

- 1/4" Expanded I.D. & 1/8" Recovered I.D.

Part#	Description	Cut	Pcs
J1057.	1/4" I.D. Red Heat Shrink	1/2"	10
J1058.	1/4" I.D. Yellow Heat Shrink	1/2"	10
J1059.	1/4" I.D. Blue Heat Shrink	1/2"	10
J1060.	1/4" I.D. White Heat Shrink	1/2"	10

### J-1048 - 3/8" Heat Shrink Markers - 40 Pcs.

- 3/8" Expanded I.D. & 3/16" Recovered I.D.

Part#	Description	Cut	Pcs
J1061.	3/8" I.D. Red Heat Shrink	1/2"	10
J1062.	3/8" I.D. Yellow Heat Shrink	1/2"	10
J1063.	3/8" I.D. Blue Heat Shrink	1/2"	10
J1064.	3/8" I.D. White Heat Shrink	1/2"	10

### 6970F Black Heat Shrink Kit - 31 Pcs.

- 2 to 1 Single/Thin-Wall Cross-Linked Polyolefin Heat Shrink Tubing.
- 1/8" thru 3/4" Expanded I.D.
- Shrink Temperature: 121°C (250°F).
- Continuous Operating Temperature: -55°C (-67°F) to 135°C (275°F).

Part#	Description	Pcs
4003-0	1/8" I.D. Black Heat Shrink - 6" Length	10
4004-0	3/16" I.D. Black Heat Shrink - 6" Length	8
4005-0	1/4" I.D. Black Heat Shrink - 6" Length	5
4006-0	3/8" I.D. Black Heat Shrink - 6" Length	4
4007-0	1/2" I.D. Black Heat Shrink - 6" Length	2
4008-0	3/4" I.D. Black Heat Shrink - 6" Length	2
SP6	6 Compartment Lockable Plastic Box	



### Black Heat Shrink Kit

Our best heat shrink tubing in popular diameters, all in one easy-to-access kit.

### 6972F Deluxe Black Heat Shrink Kit - 161 Pcs.

- 2 to 1 Single/Thin-Wall Cross-Linked Polyolefin Heat Shrink Tubing.
- 1/16" thru 3/8" Expanded I.D.
- Shrink Temperature: 121°C (250°F).
- Continuous Operating Temperature: -55°C (-67°F) to 135°C (275°F).

Part#	Description	Pcs
4001-0	1/16" I.D. Black Heat Shrink - 4" Length	56
4002-0	3/32" I.D. Black Heat Shrink - 4" Length	35
4003-0	1/8" I.D. Black Heat Shrink - 4" Length	28
4004-0	3/16" I.D. Black Heat Shrink - 4" Length	21
4005-0	1/4" I.D. Black Heat Shrink - 4" Length	14
4006-0	3/8" I.D. Black Heat Shrink - 4" Length	7
T3003	6 Compartment Lockable Plastic Box	



### Black Heat Shrink Kit

This kit contains even more of our best heat shrink tubing in popular diameters, all at your fingertips in one easy-to-access kit.

# Heat Shrink Tubing

## 6974F Rainbow Heat Shrink Kit - 106 Pcs.

- 2 to 1 Single/Thin-Wall Cross-Linked Polyolefin Heat Shrink Tubing.
- 1/8" thru 3/4" Expanded I.D.
- Shrink Temperature: 121°C (250°F).
- Continuous Operating Temperature: -55°C (-67°F) to 135°C (275°F).



Part#	Description	Pcs
4003-0	1/8" I.D. Black Heat Shrink - 6" Length	20
4004-0	3/16" I.D. Black Heat Shrink - 6" Length	20
4004-2	3/16" I.D. Red Heat Shrink - 6" Length	10
4005-0	1/4" I.D. Black Heat Shrink - 6" Length	10
4005-6	1/4" I.D. Blue Heat Shrink - 6" Length	10
4006-0	3/8" I.D. Black Heat Shrink - 6" Length	10
4006-7	3/8" I.D. Yellow Heat Shrink - 6" Length	10
4007-0	1/2" I.D. Black Heat Shrink - 6" Length	10
4008-0	3/4" I.D. Black Heat Shrink - 6" Length	6
SP6	6 Compartment Lockable Plastic Box	

### Rainbow Heat Shrink Kit

Our best heat shrink tubing in popular diameters, all in one easy-to-access kit.



See Our  
Durable  
Torches  
on Pages  
145-146



## 6971F Deluxe Rainbow Heat Shrink Kit - 161 Pcs.

- 2 to 1 Single/Thin-Wall Cross-Linked Polyolefin Heat Shrink Tubing.
- 1/16" thru 3/8" Expanded I.D.
- Shrink Temperature: 121°C (250°F).
- Continuous Operating Temperature: -55°C (-67°F) to 135°C (275°F).



### Deluxe Rainbow Heat Shrink Kit

A customer favorite, this kit includes our most popular heat shrink types in a variety of sizes, in just the right quantities.



Part#	Description	Pcs
4001-0	1/16" I.D. Black Heat Shrink - 4" Length	8
4001-1	1/16" I.D. Clear Heat Shrink - 4" Length	8
4001-2	1/16" I.D. Red Heat Shrink - 4" Length	8
4001-5	1/16" I.D. Green Heat Shrink - 4" Length	8
4001-6	1/16" I.D. Blue Heat Shrink - 4" Length	8
4001-7	1/16" I.D. Yellow Heat Shrink - 4" Length	8
4001-9	1/16" I.D. White Heat Shrink - 4" Length	8
4002-0	3/32" I.D. Black Heat Shrink - 4" Length	5
4002-1	3/32" I.D. Clear Heat Shrink - 4" Length	5
4002-2	3/32" I.D. Red Heat Shrink - 4" Length	5
4002-5	3/32" I.D. Green Heat Shrink - 4" Length	5
4002-6	3/32" I.D. Blue Heat Shrink - 4" Length	5
4002-7	3/32" I.D. Yellow Heat Shrink - 4" Length	5
4002-9	3/32" I.D. White Heat Shrink - 4" Length	5
4003-0	1/8" I.D. Black Heat Shrink - 4" Length	4
4003-1	1/8" I.D. Clear Heat Shrink - 4" Length	4
4003-2	1/8" I.D. Red Heat Shrink - 4" Length	4
4003-5	1/8" I.D. Green Heat Shrink - 4" Length	4
4003-6	1/8" I.D. Blue Heat Shrink - 4" Length	4
4003-7	1/8" I.D. Yellow Heat Shrink - 4" Length	4
4003-9	1/8" I.D. White Heat Shrink - 4" Length	4
4004-0	3/16" I.D. Black Heat Shrink - 4" Length	3
4004-1	3/16" I.D. Clear Heat Shrink - 4" Length	3
4004-2	3/16" I.D. Red Heat Shrink - 4" Length	3
4004-5	3/16" I.D. Green Heat Shrink - 4" Length	3
4004-6	3/16" I.D. Blue Heat Shrink - 4" Length	3
4004-7	3/16" I.D. Yellow Heat Shrink - 4" Length	3
4004-9	3/16" I.D. White Heat Shrink - 4" Length	3
4005-0	1/4" I.D. Black Heat Shrink - 4" Length	2
4005-1	1/4" I.D. Clear Heat Shrink - 4" Length	2
4005-2	1/4" I.D. Red Heat Shrink - 4" Length	2
4005-5	1/4" I.D. Green Heat Shrink - 4" Length	2
4005-6	1/4" I.D. Blue Heat Shrink - 4" Length	2
4005-7	1/4" I.D. Yellow Heat Shrink - 4" Length	2
4005-9	1/4" I.D. White Heat Shrink - 4" Length	2
4006-0	3/8" I.D. Black Heat Shrink - 4" Length	1
4006-1	3/8" I.D. Clear Heat Shrink - 4" Length	1
4006-2	3/8" I.D. Red Heat Shrink - 4" Length	1
4006-5	3/8" I.D. Green Heat Shrink - 4" Length	1
4006-6	3/8" I.D. Blue Heat Shrink - 4" Length	1
4006-7	3/8" I.D. Yellow Heat Shrink - 4" Length	1
4006-9	3/8" I.D. White Heat Shrink - 4" Length	1
T3003	6 Compartment Lockable Plastic Box	

# Heat Shrink Tubing

## 2 to 1 Dual/Thin-Wall Adhesive Lined Heat Shrink Tubing

JT&T's 2 to 1 Dual/Thin-Wall Cross-Linked Polyolefin Heat Shrink Tubing is irradiated, flexible & intended for applications requiring recognition by military & industrial specifications. UL recognized & RoHS compliant. Meets requirements of SAE-AMS-DTL-23053/4 (formerly MIL-I-23053/4 & MIL-DTL-23053/4), Class 2. Dual-Wall Tubing has an outer wall that provides abrasion resistance & an inner wall that forms an environment seal against moisture penetration. The tubing is made from a flame-retardant, flexible cross-linked polyolefin with a thin layer of thermoplastic adhesive. The heat-shrinkable outer wall is selectively cross-linked while maintaining the high flow & excellent adhesion of the inner sealant liner. When heated in excess of 121°C (250°F), tubing rapidly shrinks to a skintight fit, forcing the melted adhesive lining to flow & cover the substrate. The adhesive forms a flexible bond with a wide variety of rubbers, plastics & metals. Upon cooling, the adhesive solidifies forming a permanent, non-drying, flexible & water resistant barrier. When freely recovered, the tubing will shrink 50% of its original diameter. The recovered wall thickness of the tubing is proportional to the degree of recovery. Applications include insulation, jacketing wire bundles, mechanical protection, physical/electrical protection of components, strain relief, solder insulation & lightweight harnessing where superior abrasion resistance is a plus. Temperature rating for continuous operation from -55°C (-67°F) to 110°C (230°F). Adhesive reflow will occur at temperatures above 80°C (176°F) Shrink Ratio is 2 to 1 (shrinks to 1/2 its original diameter). Shrink Temperature is 121°C (250°F).

### 2 to 1 Dual/Thin-Wall Adhesive Lined Heat Shrink Tubing | Retail Packs

Part#	Ordering Size	Color	Cut	Pcs	Expanded I.D. (Minimum)			Recovered I.D. (Maximum)			Recovered Wall Thickness (Nominal)		
J-8710F	1/8"	Black	6"	4	1/8"	(.125")	3.18mm	1/16"	(.062")	1.57mm	27/1000"	(.027")	0.69mm
J-8711F	3/16"	Black	6"	4	3/16"	(.188")	4.78mm	3/32"	(.094")	2.39mm	27/1000"	(.027")	0.69mm
J-8712F	1/4"	Black	6"	4	1/4"	(.250")	6.35mm	1/8"	(.125")	3.18mm	3/100"	(.030")	0.76mm
J-8713F	3/8"	Black	6"	4	3/8"	(.375")	9.52mm	3/16"	(.188")	4.78mm	31/1000"	(.031")	0.79mm
J-8714F	1/2"	Black	6"	4	1/2"	(.500")	12.70mm	1/4"	(.250")	6.35mm	4/125"	(.032")	0.81mm
J-8715F	3/4"	Black	6"	4	3/4"	(.750")	19.05mm	3/8"	(.375")	9.52mm	37/1000"	(.037")	0.94mm
J-8716F	1"	Black	6"	4	1"	(1.000")	25.40mm	1/2"	(.500")	12.70mm	23/500"	(.046")	1.17mm
J-8717F	1-1/2"	Black	6"	4	1-1/2"	(1.500")	38.10mm	3/4"	(.750")	19.05mm	49/1000"	(.049")	1.24mm
J-8718F	2"	Black	6"	4	2"	(2.000")	50.80mm	1"	(1.000")	25.40mm	3/50"	(.060")	1.52mm

### 2 to 1 Dual/Thin-Wall Adhesive Lined Heat Shrink Tubing | 4 Ft. Sticks

Part#	Ordering Size	Color	Cut	Pcs	Expanded I.D. (Minimum)			Recovered I.D. (Maximum)			Recovered Wall Thickness (Nominal)		
J-8710	1/8"	Black	4 Ft.	1	1/8"	(.125")	3.18mm	1/16"	(.062")	1.57mm	27/1000"	(.027")	0.69mm
J-8711	3/16"	Black	4 Ft.	1	3/16"	(.188")	4.78mm	3/32"	(.094")	2.39mm	27/1000"	(.027")	0.69mm
J-8712	1/4"	Black	4 Ft.	1	1/4"	(.250")	6.35mm	1/8"	(.125")	3.18mm	3/100"	(.030")	0.76mm
J-8713	3/8"	Black	4 Ft.	1	3/8"	(.375")	9.52mm	3/16"	(.188")	4.78mm	31/1000"	(.031")	0.79mm
J-8714	1/2"	Black	4 Ft.	1	1/2"	(.500")	12.70mm	1/4"	(.250")	6.35mm	4/125"	(.032")	0.81mm
J-8715	3/4"	Black	4 Ft.	1	3/4"	(.750")	19.05mm	3/8"	(.375")	9.52mm	37/1000"	(.037")	0.94mm
J-8716	1"	Black	4 Ft.	1	1"	(1.000")	25.40mm	1/2"	(.500")	12.70mm	23/500"	(.046")	1.17mm
J-8717	1-1/2"	Black	4 Ft.	1	1-1/2"	(1.500")	38.10mm	3/4"	(.750")	19.05mm	49/1000"	(.049")	1.24mm
J-8718	2"	Black	4 Ft.	1	2"	(2.000")	50.80mm	1"	(1.000")	25.40mm	3/50"	(.060")	1.52mm

### 2 to 1 Dual/Thin-Wall Adhesive Lined Heat Shrink Tubing | Bulk 4 Ft. Sticks

Note that bulk quantities may vary.

Part#	Ordering Size	Color	Cut	Pcs	Expanded I.D. (Minimum)			Recovered I.D. (Maximum)			Recovered Wall Thickness (Nominal)		
J-8710.	1/8"	Black	4 Ft.	250	1/8"	(.125")	3.18mm	1/16"	(.062")	1.57mm	27/1000"	(.027")	0.69mm
J-8711.	3/16"	Black	4 Ft.	250	3/16"	(.188")	4.78mm	3/32"	(.094")	2.39mm	27/1000"	(.027")	0.69mm
J-8712.	1/4"	Black	4 Ft.	200	1/4"	(.250")	6.35mm	1/8"	(.125")	3.18mm	3/100"	(.030")	0.76mm
J-8713.	3/8"	Black	4 Ft.	125	3/8"	(.375")	9.52mm	3/16"	(.188")	4.78mm	31/1000"	(.031")	0.79mm
J-8714.	1/2"	Black	4 Ft.	75	1/2"	(.500")	12.70mm	1/4"	(.250")	6.35mm	4/125"	(.032")	0.81mm
J-8715.	3/4"	Black	4 Ft.	45	3/4"	(.750")	19.05mm	3/8"	(.375")	9.52mm	37/1000"	(.037")	0.94mm
J-8716.	1"	Black	4 Ft.	24	1"	(1.000")	25.40mm	1/2"	(.500")	12.70mm	23/500"	(.046")	1.17mm
J-8717.	1-1/2"	Black	4 Ft.	24	1-1/2"	(1.500")	38.10mm	3/4"	(.750")	19.05mm	49/1000"	(.049")	1.24mm
J-8718.	2"	Black	4 Ft.	24	2"	(2.000")	50.80mm	1"	(1.000")	25.40mm	3/50"	(.060")	1.52mm



## 3 to 1 Dual/Heavy-Wall Adhesive Lined Heat Shrink Tubing

- Available in Retail Packs & 4Ft. Sticks.
- Meets requirements of SAE-AMS-DTL-23053/15 (formerly MIL-I-23053/15 & MIL-DTL-23053/15), Class 1.
- RoHS Compliant, UL Recognized & CSA Certified, ABS Approved.
- Continuous Operating Temperature: -55°C (-67°F) to 110°C (230°F).
- Shrink Temperature: 121°C (250°F).
- Shrink Ratio: 3 to 1 (shrinks to 1/3 its original diameter).
- Voltage Rating: 600Volts Maximum.
- Cross-Linked Polyolefin Heat Shrink Tubing w/ an Inner Layer of Thermoplastic Adhesive.
- Flame-Retardant. Flammability Rating for Jacket: UL224 / VW-1.
- Bulk quantities available by request.
- Available in 1/8", 3/16", 1/4", 3/8", 1/2", 1", & 1-1/2" by special order.



JT&T's 3 to 1 Dual/Heavy-Wall Cross-Linked Polyolefin Heat Shrink Tubing is flame-retardant, semi-rigid, highly split resistant, fast shrinking & intended for applications requiring recognition by military & industrial specifications. UL recognized, RoHS compliant & ABS approved. Meets requirements of SAE-AMS-DTL-23053/15 (formerly MIL-I-23053/15 & MIL-DTL-23053/15), Class 1. Heavy-Wall Tubing is designed to provide reliable performance as well as excellent mechanical & environmental protection. This flame-retardant product combines the important advantage of easy handling & installation w/ maximum operating reliability & system protection. The tubing comes w/ factory-applied sealant. The sealant is a heat-activated thermoplastic material that remains soft & flexible over long periods under adverse environmental conditions. During heating the sealant softens bonds to underlying surfaces & fills small voids that might be present. When heated in excess of 121°C (250°F), tubing rapidly shrinks to a skintight fit, forcing the melted adhesive lining to flow & cover the substrate. The adhesive forms a flexible bond with a wide variety of rubbers, plastics & metals. When cool, the sealant forms a barrier against water, moisture, dirt & other environmental contaminants. Heavy-Wall tubing is fabricated from specially formulated cross-linked polyolefin, assuring long-term environmental protection. The tubing is also highly chemical, abrasive & split resistant. Applications include insulation, jacketing wire bundles, mechanical protection, physical/electrical protection of components, strain relief, solder insulation & harnessing where superior abrasion resistance is a plus. Temperature rating for continuous operation from -55°C (-67°F) to 110°C (230°F). Shrink Ratio is 3 to 1 (shrinks to 1/3 its original diameter). Shrink Temperature is 121°C (250°F).

Part#	Ordering Size (Nominal)	Fits Cable Gauges	Color	Cut	Pcs	Expanded I.D. (Minimum)	Recovered I.D. (Maximum)	Recovered Wall Thickness (Nominal)
4030F	2/5"	#12 - #6	Red	6"	2	2/5" (.400") 10.16mm	3/20" (.150") 3.81mm	9/100" (.090") 2.29mm
4030FPB	2/5"	#12 - #6	Red	6"	8	2/5" (.400") 10.16mm	3/20" (.150") 3.81mm	9/100" (.090") 2.29mm
4030J	2/5"	#12 - #6	Red	1.5"	8	2/5" (.400") 10.16mm	3/20" (.150") 3.81mm	9/100" (.090") 2.29mm
4030	2/5"	#12 - #6	Red	1 Ft.	1	2/5" (.400") 10.16mm	3/20" (.150") 3.81mm	9/100" (.090") 2.29mm
4030.	2/5"	#12 - #6	Red	4 Ft.	1	2/5" (.400") 10.16mm	3/20" (.150") 3.81mm	9/100" (.090") 2.29mm
4031F	2/5"	#12 - #6	Black	6"	2	2/5" (.400") 10.16mm	3/20" (.150") 3.81mm	9/100" (.090") 2.29mm
4031FPB	2/5"	#12 - #6	Black	6"	8	2/5" (.400") 10.16mm	3/20" (.150") 3.81mm	9/100" (.090") 2.29mm
4031J	2/5"	#12 - #6	Black	1.5"	8	2/5" (.400") 10.16mm	3/20" (.150") 3.81mm	9/100" (.090") 2.29mm
4031	2/5"	#12 - #6	Black	1 Ft.	1	2/5" (.400") 10.16mm	3/20" (.150") 3.81mm	9/100" (.090") 2.29mm
4031.	2/5"	#12 - #6	Black	4 Ft.	1	2/5" (.400") 10.16mm	3/20" (.150") 3.81mm	9/100" (.090") 2.29mm
4032F	3/4"	#8 - 1/0	Red	6"	2	3/4" (.750") 19.05mm	1/5" (.200") 5.08mm	1/9" (.110") 2.79mm
4032FPB	3/4"	#8 - 1/0	Red	6"	8	3/4" (.750") 19.05mm	1/5" (.200") 5.08mm	1/9" (.110") 2.79mm
4032J	3/4"	#8 - 1/0	Red	1.5"	8	3/4" (.750") 19.05mm	1/5" (.200") 5.08mm	1/9" (.110") 2.79mm
4032	3/4"	#8 - 1/0	Red	1 Ft.	1	3/4" (.750") 19.05mm	1/5" (.200") 5.08mm	1/9" (.110") 2.79mm
4032.	3/4"	#8 - 1/0	Red	4 Ft.	1	3/4" (.750") 19.05mm	1/5" (.200") 5.08mm	1/9" (.110") 2.79mm
4033F	3/4"	#8 - 1/0	Black	6"	2	3/4" (.750") 19.05mm	1/5" (.200") 5.08mm	1/9" (.110") 2.79mm
4033FPB	3/4"	#8 - 1/0	Black	6"	8	3/4" (.750") 19.05mm	1/5" (.200") 5.08mm	1/9" (.110") 2.79mm
4033J	3/4"	#8 - 1/0	Black	1.5"	8	3/4" (.750") 19.05mm	1/5" (.200") 5.08mm	1/9" (.110") 2.79mm
4033	3/4"	#8 - 1/0	Black	1 Ft.	1	3/4" (.750") 19.05mm	1/5" (.200") 5.08mm	1/9" (.110") 2.79mm
4033.	3/4"	#8 - 1/0	Black	4 Ft.	1	3/4" (.750") 19.05mm	1/5" (.200") 5.08mm	1/9" (.110") 2.79mm
4034F	1-1/10"	#2 - 4/0	Red	6"	2	1-1/10" (1.100") 27.94mm	37/100" (.370") 9.40mm	3/25" (.120") 3.05mm
4034FPB	1-1/10"	#2 - 4/0	Red	6"	8	1-1/10" (1.100") 27.94mm	37/100" (.370") 9.40mm	3/25" (.120") 3.05mm
4034J	1-1/10"	#2 - 4/0	Red	1.5"	8	1-1/10" (1.100") 27.94mm	37/100" (.370") 9.40mm	3/25" (.120") 3.05mm
4034	1-1/10"	#2 - 4/0	Red	1 Ft.	1	1-1/10" (1.100") 27.94mm	37/100" (.370") 9.40mm	3/25" (.120") 3.05mm
4034.	1-1/10"	#2 - 4/0	Red	4 Ft.	1	1-1/10" (1.100") 27.94mm	37/100" (.370") 9.40mm	3/25" (.120") 3.05mm
4035F	1-1/10"	#2 - 4/0	Black	6"	2	1-1/10" (1.100") 27.94mm	37/100" (.370") 9.40mm	3/25" (.120") 3.05mm
4035FPB	1-1/10"	#2 - 4/0	Black	6"	8	1-1/10" (1.100") 27.94mm	37/100" (.370") 9.40mm	3/25" (.120") 3.05mm
4035J	1-1/10"	#2 - 4/0	Black	1.5"	8	1-1/10" (1.100") 27.94mm	37/100" (.370") 9.40mm	3/25" (.120") 3.05mm
4035	1-1/10"	#2 - 4/0	Black	1 Ft.	1	1-1/10" (1.100") 27.94mm	37/100" (.370") 9.40mm	3/25" (.120") 3.05mm
4035.	1-1/10"	#2 - 4/0	Black	4 Ft.	1	1-1/10" (1.100") 27.94mm	37/100" (.370") 9.40mm	3/25" (.120") 3.05mm

# Heat Shrink Tubing

## 4222F Heat Gun - 1 Pc.

- Two Temperature Settings: 315°C (600°F) & 537°C (1,000°F).
- Low/Off/High Switch Control.
- Capable of Producing 4,100 BTU's (1,200 Watts).
- Rated at 10Amps & 120Volts @ 60Hz.
- Includes a separate heat deflector that will attach on end of gun.
- Includes a hanging hook & instruction w/ helpful tips.

### Product Features

- Use for heat shrinking, soldering & more.
- Remove paint, decals, carpet & floor tiles.
- Soften adhesives, caulking & putty.
- Loosen rusted nuts, bolts & fittings.
- Quick-Dries almost anything.
- Thaw frozen pipes, locks, refrigerators, freezers, roof gutters & downspouts.



## 5021F Pocket Torch w/ Angled Head - 1 Pc.

- Torch is pre-filled with butane.

### Product Features

- Technician's Self-Igniting Butane Pocket Torch.
- Produces flame temperature up to 1,315°C (2,400°F).
- Refillable w/ butane gas. (Use part# 5055F for butane gas).
- Fuel adjustment dial to control flame length & butane pressure.
- Auto flip-top, for convenient, one-handed operation.
- Piezo-electric ignition system, eliminates need for batteries or flints.
- Single blue-torch flame, for more precise flame tip.
- Use for heat shrinking, soldering & more.



## 5050F Butane Gas Container - 1 Pc.

- 15/16 oz.

### Product Features

- Weight 15/16 oz.
- Triple-refined formula reduces clogging of filters.
- Special vapor pressure promotes consistent ignition.
- Single piece universal filling tip.
- Contains no CFC's.
- Use to fill all JT&T butane powered products.



## 5051F Super Blast Torch - 1 Pc.

- Butane NOT supplied with torch.
- Large gas chamber holds 64ml.
- Use 5050F butane gas container to fill torch.

### Product Features

- Technician's Self-Igniting Butane Super Blaster Torch.
- Simply turn on gas & press the ignition button to light.
- Produces flame temperature up to 1,315°C (2,400°F).
- Refillable w/ butane gas. (Use part# 5055F for butane gas).
- Fuel adjustment dial to control flame length & butane pressure.
- Gas chamber holds 64ml. for a long 60-70 minute burn time.
- Piezo-electric ignition system, eliminates need for batteries or flints.



## 5052F Deluxe Butane Soldering Tool Kit - 11 Pcs.



### Product Features

- Self-Igniting Butane Soldering Torch.
- Maximum Temperature of Torch: 1,315°C (2,400°F).
- Soldering Tip Temperature Range: 250°C (482°F) to 550°C (1,022°F).
- Operating Time (one gas filling): 200 minutes at mid setting.
- The flame is contained within the barrel of the torch so that only heat is emitted at tip.
- Features an adjustable temperature mechanism.
- Visible fuel tank.
- Gas chamber holds 38ml.
- Weight (when gas filled) 166 grams.
- Refillable w/ butane gas. (Use part# 5055F for butane gas).
- Use for shrinking/cutting heat shrink, sleeving, soldering & many more applications.
- Can be used with 5053F Silver Bearing Solder Paste.
- For additional or replacement tips see bottom of page 148.

### Kit Includes:

- (1) Solder-Igniting Handheld Torch.
- (1) Plastic Protective Cover.
- (1) PS-1, 1.6mm Conical Tip.
- (1) PS-3, 2.4mm Chisel Tip.
- (1) PS-9, Hot Knife Tip.
- (1) PS-10, Heat Blower Tip.
- (1) PS-30, Heat Reflector Tip.
- (1) PS-14, Spare Orifice.
- (1) 60/40 Rosin Core Solder (Dia. 1.0mm).
- (1) Sponge.
- (1) Instructions.
- Kit is in a re-closable case.



## 2 to 1 Thin-Wall PTFE Tubing (Heat Shrinkable)

- Available in Retail Packs & Mini-Spools.
- Mini-Spools (28 thru 12 Gauge).
- Poly Bags (10 thru 8 Gauge).
- Meets requirements of SAE-AMS-DTL-23053/12 (formerly MIL-I-23053/12 & MIL-DTL-23053/12), Class 3.
- Meets requirements of AMS-3585 & ASTM-D2902 (Type 1).
- RoHS Compliant.
- UL Recognized & CSA Certified.
- USP Class VI Approved.
- Continuous Operating Temperature: -73°C (-100°F) to 260°C (500°F).
- Shrink Temperature: 350°C (662°F) for 10 minutes.
- Shrink Ratio: 2 to 1 (shrinks to 1/2 its original diameter).
- Polytetrafluoroethylene (PTFE) Tubing.
- Very Low Coefficient of Friction.
- Thin-Wall.
- Flammability Rating: UL94 / V-0 and VW-1.
- See pgs.147-148 for torches or heat gun to shrink & seal PTFE tubing.

JT&T's 2 to 1 Thin-Wall PTFE (Polytetrafluoroethylene) Tubing works well in high temperatures & tough environments, is chemical resistant & intended for applications requiring recognition by military & industrial specifications. UL recognized & RoHS compliant. Meets requirements of SAE-AMS-DTL-23053/12 (formerly MIL-I-23053/12 & MIL-DTL-23053/12), Class 3. Outstanding chemical & temperature resistance, coupled with fluoropolymers low coefficient of friction, makes PTFE tubing an excellent choice for applications that come in contact with chemicals or extreme temperatures. Resistant to almost all chemicals except: alkali metals in molten state, fluorine gas at high temperatures & chlorine trifluoride. PTFE Tubing has the highest shrinking temperature of the three fluoropolymer materials (PTFE, FEP, PFA). You can use a heat gun or torch to shrink PTFE, but it is recommended to pre-heat a large area of the part to be covered & give sufficient time for recovery. The part being covered must be able to withstand the range of temperature & even heating & cooling of all sides will provide the best result. The recovered wall thickness of the tubing is proportional to the degree of recovery. PTFE Tubing is typically used as a liner inside devices & as a covering for metal components & devices. PTFE tubing has become the gold standard in industries requiring the ultimate in lubricity, high temperature use, chemical resistance, biocompatibility & precision extruded tolerances. Temperature rating for continuous operation from -73°C (-100°F) to 260°C (500°F). Shrink Ratio is 2 to 1 (shrinks to 1/2 its original diameter). PTFE (Polytetrafluoroethylene) goes into the gel state (amorphous to crystalline) at approximately 330°C (625°F) & begins to shrink at 350°C (662°F) when held for approximately 10 minutes.

Part#	Ordering Size (Gauge)	Color	Cut	Pc	Expanded I.D. (Minimum)	Recovered I.D. (Maximum)	Recovered Wall Thickness (Nominal)
J-3640	#28	Natural	65 Ft.	1	19/500" (.038") 0.97mm	9/500" (.018") 0.46mm	(.009 +/- .002") (.229 +/- .051mm)
J-3650	#28	Black	65 Ft.	1	19/500" (.038") 0.97mm	9/500" (.018") 0.46mm	(.009 +/- .002") (.229 +/- .051mm)
J-3641	#26	Natural	65 Ft.	1	23/500" (.046") 1.17mm	11/500" (.022") 0.56mm	(.010 +/- .003") (.254 +/- .076mm)
J-3651	#26	Black	65 Ft.	1	23/500" (.046") 1.17mm	11/500" (.022") 0.56mm	(.010 +/- .003") (.254 +/- .076mm)
J-3642	#24	Natural	60 Ft.	1	1/20" (.050") 1.27mm	27/1000" (.027") 0.69mm	(.010 +/- .003") (.254 +/- .076mm)
J-3652	#24	Black	60 Ft.	1	1/20" (.050") 1.27mm	27/1000" (.027") 0.69mm	(.010 +/- .003") (.254 +/- .076mm)
J-3643	#22	Natural	50 Ft.	1	11/200" (.055") 1.40mm	4/125" (.032") 0.81mm	(.012 +/- .003") (.305 +/- .076mm)
J-3653	#22	Black	50 Ft.	1	11/200" (.055") 1.40mm	4/125" (.032") 0.81mm	(.012 +/- .003") (.305 +/- .076mm)
J-3644	#20	Natural	40 Ft.	1	3/50" (.060") 1.52mm	39/1000" (.039") 0.99mm	(.012 +/- .003") (.305 +/- .076mm)
J-3654	#20	Black	40 Ft.	1	3/50" (.060") 1.52mm	39/1000" (.039") 0.99mm	(.012 +/- .003") (.305 +/- .076mm)
J-3645	#18	Natural	35 Ft.	1	19/250" (.076") 1.93mm	49/1000" (.049") 1.24mm	(.012 +/- .003") (.305 +/- .076mm)
J-3655	#18	Black	35 Ft.	1	19/250" (.076") 1.93mm	49/1000" (.049") 1.24mm	(.012 +/- .003") (.305 +/- .076mm)
J-3646	#16	Natural	30 Ft.	1	93/1000" (.093") 2.36mm	61/1000" (.061") 1.55mm	(.012 +/- .003") (.305 +/- .076mm)
J-3656	#16	Black	30 Ft.	1	93/1000" (.093") 2.36mm	61/1000" (.061") 1.55mm	(.012 +/- .003") (.305 +/- .076mm)
J-3647	#14	Natural	25 Ft.	1	3/25" (.120") 3.05mm	9/125" (.072") 1.83mm	(.012 +/- .003") (.305 +/- .076mm)
J-3657	#14	Black	25 Ft.	1	3/25" (.120") 3.05mm	9/125" (.072") 1.83mm	(.012 +/- .003") (.305 +/- .076mm)
J-3648	#12	Natural	20 Ft.	1	3/20" (.150") 3.81mm	89/1000" (.089") 2.26mm	(.012 +/- .003") (.305 +/- .076mm)
J-3658	#12	Black	20 Ft.	1	3/20" (.150") 3.81mm	89/1000" (.089") 2.26mm	(.012 +/- .003") (.305 +/- .076mm)
J-3649	#10	Natural	15 Ft.	1	191/1000" (.191") 4.85mm	14/125" (.112") 2.84mm	(.012 +/- .003") (.305 +/- .076mm)
J-3659	#10	Black	15 Ft.	1	191/1000" (.191") 4.85mm	14/125" (.112") 2.84mm	(.012 +/- .003") (.305 +/- .076mm)
J-3661	#8	Natural	10 Ft.	1	6/25" (.240") 6.10mm	141/1000" (.141") 3.58mm	(.015 +/- .004") (.381 +/- .102mm)
J-3660	#8	Black	10 Ft.	1	6/25" (.240") 6.10mm	141/1000" (.141") 3.58mm	(.015 +/- .004") (.381 +/- .102mm)

## 2 to 1 Thin-Wall PTFE Tubing (Heat Shrinkable)

- Assorted Retail Packs

Part#	Gauges (Assorted)	Color	Qty	Pcs
J-1933	#20(4Ft.), #22(5Ft.), #24(5Ft.)	Natural	14 Ft.	3
J-1934	#14(3Ft.), #16(3Ft.), #18(3Ft.)	Natural	9 Ft.	3
J-1935	#8(2Ft.), #10(2Ft.), #12(2Ft.)	Natural	6 Ft.	3
J-1936	#8(6"), #10(6"), #12(6"), #14(6"), #16(1Ft.), #18(1Ft.), #20(1Ft.), #22(1Ft.), #24(1Ft.), #26(1Ft.), #28(1Ft.)	Natural	9 Ft.	11



# Tools & Testers

## 5012F Weather Pack Extractor

The Weather-Pack Extractor Tool is designed for extracting weather-pack terminals from their connector housing for servicing and replacement. Designed solely to depress Weather Pack terminal retention bars to allow terminal removal from tower or shroud. Equivalent to: Delphi/Packard OEM#12014012 & SPX Kent Moore J-38125-10A.



## 5013F Weather Pack Narrow Extractor Pick

Tapers to a .035" width. Used to release 150 Metri-Pack, 280 Metri-Pack, 280 Tangless, 280 Bus Bar, 630 Pull to Seat, GT 150, GT 280, Wedge Base lamp socket terminals, and Indexing Candelabra Bayonet Double Contact Lamp Socket Terminals. Used to release most GM, Ford & Chrysler OEM terminals from their insulated housing. This tool has the smallest flat blade available. Equivalent to Green Handle Delphi/Packard OEM#12094429 and SPX Kent Moore J-38125-12A. Also replaces Delphi/Packard OEM#12094430 & 8913369 equivalent.

Part #	Blade Description
5013F	Narrow blade .050"



## 5014F Weather Pack Wide Extractor Pick

Tapers to a .090" width. Use to release larger terminals including Maxi fuse terminals. Also opens secondary locking devices on connector housings. Use to release most GM, Ford & Chrysler OEM terminals from their insulated housing. Can be used as an OEM#12150860 &/or OEM#12094441 tool.

Part #	Blade Description
5014F	Wide blade .090"



## 5024F Feed Master Tool

### Product Features

- Use with Split Loom (Flex-Guard) Tubing sizes from 3/8" thru 1-1/2".
- Use with wires, cables & hoses up to 4 gauge.
- Unit comes complete with instructions.

### How to use:

1. Place wire(s) through the side opening of the Feed Master tool & pivot so that wire(s) are running through the tool & past the handle.
2. Grip the handle & secure wire(s) with thumb.
3. Lightly grip split loom with opposite hand with the slit facing outwards.
4. Hold the loom in a stationary position & pull the Feed Master tool through loom with the other hand while keeping wire(s) in place with thumb.



## 5021F Pocket Torch w/ Angled Head

### Product Features

- Torch is pre-filled with butane.
- Technician's Self-Igniting Butane Pocket Torch.
- Produces flame temperature up to 1,315°C (2,400°F).
- Refillable w/ butane gas. (Use part# 5055F for butane gas).
- Fuel adjustment dial to control flame length & butane pressure.
- Auto flip-top, for convenient, one-handed operation.
- Piezo-electric ignition system, eliminates need for batteries or flints.
- Single blue-torch flame, for more precise flame tip.
- Use for heat shrinking, soldering & more.



## 5022F Pocket Torch w/ Straight Head

### Product Features

- Torch is pre-filled with butane.
- Technician's Self-Igniting Butane Pocket Torch.
- Produces flame temperature up to 1,315°C (2,400°F).
- Refillable w/ butane gas. (Use part# 5055F for butane gas).
- Fuel adjustment dial to control flame length & butane pressure.
- Auto flip-top, for convenient, one-handed operation.
- Piezo-electric ignition system, eliminates need for batteries or flints.
- Single blue-torch flame, for more precise flame tip.
- Use for heat shrinking, soldering & more.



## 4222F Heat Gun

### Product Features

- Two Temperature Settings: 315°C (600°F) & 537°C (1,000°F).
- Low/Off/High Switch Control.
- Capable of Producing 4,100 BTU's (1,200 Watts).
- Rated at 10Amps & 120Volts @ 60Hz.
- Includes a separate heat deflector that will attach on end of gun.
- Includes a hanging hook & instruction w/ helpful tips.

### Use this Product to:

- Use for heat shrinking, soldering & more.
- Remove paint, decals, carpet & floor tiles.
- Soften adhesives, caulking & putty.
- Loosen rusted nuts, bolts & fittings.
- Quick-Dries almost anything.
- Thaw frozen pipes, locks, refrigerators, freezers, roof gutters & downspouts.





### 5051F Super Blast Torch

#### Product Features

- Butane NOT supplied with torch.
- Large gas chamber holds 64ml.
- Use 5050F butane gas container to fill torch.
- Technician's Self-Igniting Butane Super Blaster Torch.
- Simply turn on gas & press the ignition button to light.
- Produces flame temperature up to 1,315°C (2,400°F).
- Refillable w/ butane gas. (Use part# 5055F for butane gas).
- Fuel adjustment dial to control flame length & butane pressure.
- Burn time 60-70 minutes..
- Piezo-electric ignition system, eliminates need for batteries or flints.



### 5052F Deluxe Butane Soldering Tool Kit - 11 Pcs.



#### Product Features

- Self-Igniting Butane Soldering Torch.
- Maximum Temperature of Torch: 1,315°C (2,400°F).
- Soldering Tip Temperature Range: 250°C (482°F) to 550°C (1,022°F).
- Operating Time (one gas filling): 200 minutes at mid setting.
- The flame is contained within the barrel of the torch so that only heat is emitted at tip.
- Features an adjustable temperature mechanism.
- Visible fuel tank.
- Gas chamber holds 38ml.
- Weight (when gas filled) 1.66 grams.
- Refillable w/ butane gas. (Use part# 5055F for butane gas).
- Use for shrinking/cutting heat shrink, sleeving, soldering & many more applications.
- Can be used with 5053F Silver Bearing Solder Paste.
- For additional or replacement tips see bottom right of this page.

#### Kit Includes:

- (1) Solder-It Handheld Torch.
- (1) Plastic Protective Cover.
- (1) PS-1, 1.6mm Conical Tip.
- (1) PS-3, 2.4mm Chisel Tip.
- (1) PS-9, Hot Knife Tip.
- (1) PS-10, Heat Blower Tip.
- (1) PS-30, Heat Reflector Tip.
- (1) PS-14, Spare Orifice.
- (1) 60/40 Rosin Core Solder (Dia. 1.0mm).
- (1) Sponge.
- (1) Instructions.
- Kit is in a re-closable case.



### 5050F Butane Gas Container

- 15/16 oz.

#### Product Features

- Weight 15/16 oz.
- Triple-refined formula reduces clogging of filters.
- Special vapor pressure promotes consistent ignition.
- Single piece universal filling tip.
- Contains no CFC's.
- Use to fill all JT&T butane powered products.



### 5055F Bench Mount Hot Knife

- Replacement Knife Blade (Part #5055B).

#### Product Features

- Heavy-Duty 2-1/2" Blade Included.
- Blade is replaceable.
- Heats up to 600°C (1,112°F) in seconds.
- 110 Volt operation.
- Lighted on/off power switch.
- 5-1/2Ft. power cord - A/C powered.
- Stand allows, for convenient, hands free operation.
- Use for cutting & sealing the ends of expandable sleeving - prevents fraying.



### 5056F Handheld Hot Knife

- Replacement Knife Blade (Part #5056B).

#### Product Features

- Heavy-Duty 1-1/2" Blade Included.
- Blade is replaceable.
- Heats up to 450°C (842°F) in seconds.
- 120 Volt operation.
- Comfortable handle with on/off trigger switch.
- 5Ft. power cord - A/C powered.
- Handheld, lightweight, only 1lb 11oz.
- Use for cutting & sealing the ends of expandable sleeving - prevents fraying.



### Replacement Knife Blades

Part#	Description	Pc
5055B	Bench Mount - Hot Knife Blade	1
5056B	Handheld - Hot Knife Blade	1

#### Replacement tips for 5052F



PS-1 1.6mm Conical  
PS-2 3.2mm Conical  
PS-3 2.4mm Chisel  
PS-4 3.2mm Chisel  
PS-5 2.4mm Angle  
PS-6 3.2mm Angle  
PS-9 Hot Knife  
PS-10 Heat Blower  
PS-30 Heat Reflector

5056B Replacement Blade for 5056F

5055B Replacement Blade for 5055F





# Tools & Testers

## 62-5021F Standard Duty Wire Tie Gun

• Cable Tie Tightening Tool.



### Product Features

- For nylon cable ties with 18-50 Lb. tensile strength.
- For cable ties with thickness up to 1.60mm (0.063").
- For cable ties with width from 2.20mm (0.086") to 4.80mm (0.189").

### How to use:

- Select cable tie then loop it around cable bundle & tighten slightly.
- Next insert the cable tie into the gripper slot & gently squeeze the handle until desired tension is reached.

## 62-5022F Medium Duty Wire Tie Gun

• Cable Tie Tightening & Automatic Cutting Tool.



### Product Features

- For nylon cable ties with 18-120 Lb. tensile strength.
- For cable ties with thickness up to 1.60mm (0.063").
- For cable ties with width from 2.20mm (0.086") to 7.50mm (0.295").
- Has an incremental tension adjustment dial; which is used to regulate the amount of tension pressure that is applied to the cable bundle.
- Has a tension indicator (above the tension adjustment dial) that shows whether you are increasing or decreasing the tension pressure.
- On the inside of the tool is an automatic cut-off blade; which activates & cuts the cable tie once the required tension has been reached.

### How to use:

- Select cable tie then loop it around cable bundle & tighten slightly.
- Next insert the cable tie into the gripper slot & gently squeeze the handle until maximum tension is reached.
- Once maximum tension is reached the blade will automatically cut-off the end of the cable tie.
- Cuts wire ties off to a smooth nub, leaving no sharp edges.

## 62-5023F Heavy Duty Wire Tie Gun

• Cable Tie Tightening & Automatic Cutting Tool.



### Product Features

- For nylon cable ties with 18-175 Lb. tensile strength.
- For cable ties with thickness up to 1.60mm (0.063").
- For cable ties with width from 2.20mm (0.086") to 4.80mm (0.189").
- Has an incremental tension adjustment dial; which is used to regulate the amount of tension pressure that is applied to the cable bundle.
- Has a tension indicator (above the tension adjustment dial) that shows whether you are increasing or decreasing the tension pressure.
- On the inside of the tool is an automatic cut-off blade; which activates & cuts the cable tie once the required tension has been reached.

### How to use:

- Select cable tie then loop it around cable bundle & tighten slightly.
- Next insert the cable tie into the gripper slot & gently squeeze the handle until maximum tension is reached.
- Once maximum tension is reached the blade will automatically cut-off the end of the cable tie.
- Cuts wire ties off to a smooth nub, leaving no sharp edges.

## 2490F Universal Fuse Puller

• Pulls glass & blade type fuses

See our complete line of fuses starting on page 87.



## 2489F ATC/ATO & Mini Fuse Puller & Tester

- To use tester touch the two contacts to the two fuse blades - green light will glow if fuse has power. Other side is used as a fuse puller.
- Comes installed with two LR41 alkaline batteries.

Testing a fuse is now quick, accurate and easy with the Mini Fuse Puller and Tester. An LED light tells you instantly


if the fuse you're testing has power. The reverse side functions as a convenient fuse puller. Includes two LR41 alkaline batteries.



### WR8772 4-Rod Wire Spool Rack

#### Product Features

- 26-1/8" (width) x 6" (depth) x 37-1/8" (height).
- Prime cold rolled steel construction.
- Includes 4 polished steel rods.
- Gray powder coat is rust & acid resistant.
- Punched side panels allow quick spool changes.
- For storage & organization of spooled wire.
- Easy to store different sized spools on the same rod.
- Holds spools up to 7" in diameter.
- Keyhole slots are provided for wall mounting.



### Safety Grip Battery Lifters for Post Terminal Batteries

Heavy-Duty, acid resistant vinyl carrier straps have plated metal parts to resist rust and corrosion.

Part #	Size	Weight	Qty
5025F	14"	.3 Lbs	1
5026F	21"	.3 Lbs	1



### Sure Grip Battery Carrier

- Saw tooth gripping arm grasps tightly on all surfaces.
- Heavy-Duty construction resists acid.

Part #	Size	Weight	Qty
5028F	8"	.67 Lbs	1



### Battery Post and Terminal Cleaner


- Cleans SAE top posts and matching cable connections.

Part #	Weight	Qty
5029F	.2 Lbs	1



### Battery Terminal Spreader

Part #	Weight	Qty
5030F	.7 Lbs	1



### Battery Post Terminal Lifter

Part #	Weight	Qty
5031F	.5 Lbs	1



### Angled Nose Pliers

Part#	Weight	Qty
5032F	.5 Lbs	1



### Battery Combo Terminal Wrench

Suitable for OE top post terminal (10mm) and 5/16" side post terminal bolts.

Part#	Weight	Qty
5033F	.3 Lbs	1



### 3-Way Cleaning & Cutting Tool

Part#	Weight	Qty
5034F	.5 Lbs	1



### 24-10 AWG Battery Cable Stripping Tool

Part#	Weight	Qty
5035F	1 Lb	1



### 10-4/0 AWG Battery Cable Stripping & Cutting Tool

Part#	Weight	Qty
5036F	1 Lb	1



### 4/0 AWG Battery Cable Cutter

- Heavy-Duty wire cutter with cushion grips. Cuts up to 4/0 gauge.

Part#	Weight	Qty
5037F	1 Lb	1



### 8-4/0 AWG Hammer Crimper

- Crimping tool driven by hammer impact with locking lever for easy loading.

Part#	Weight	Qty
5040F	2 Lbs	1



# Tools & Testers

## Bulb Type Battery Filter

- 6 oz. filler with 6" spout.

Part #	Weight	Qty
5042F	.5 Lbs	1



## Temperature Correcting Hydrometer

- Features both temperature and float for calibrated readings. Glass tube.
- Provides accurate battery charge condition.

Part#	Weight	Qty
5043F	.5 Lbs	1



## Battery Tester with Dial Indicator

- Dial indicates battery charge and specific gravity. Permanent instructions on back of each tester.
- Tests all 6, 12, & 24 Volt systems. Helps extend battery life.
- Avoid dead batteries.

Part#	Weight	Qty
5044F	.4 Lbs	1



## Universal Battery Tray

- Made with durable rust and corrosion resistant polypropylene.
- Made in the U.S.A.

Part#	Size	Group Size	Weight	Qty
3980F	11-1/2" x 8-1/2"	24	.6 Lbs	1
3981F	14" x 7-7/8"	27/31	.8 Lbs	1



## Battery Boxes

Low profile polypropylene boxes protect battery for longer life and safer operation in marine and commercial applications. Vented for safety. Includes all hardware for installation.

Part No.	Outside Dimensions (L x W x H)	Inside Dimensions (L x W x H)	Group Size	Weight	Qty
3982F	14-5/16" x 9-3/4" x 10-3/4"	10-5/8" x 7-3/16" x 9-3/4"	Marine 24	2 Lbs	1
*3983F	17" x 9-3/4" x 11"	13-1/2" x 7-1/8" x 10"	Marine 27/31	2.5 Lbs	1
3984F	10-1/2" x 7-1/4" x 8-1/2"	8-1/4" x 5-3/8" x 8-1/8"	U1	1.34 Lbs	1

\*3983F NOTE: Includes spacer.



## 5000F Weather Pack Terminal Crimper

### Product Features

- Five cavities perform "B" type conductor and insulation crimps.
- Conductor crimp maximum range is 22-12 AWG.
- Insulation crimp maximum range is 24-14 AWG.
- The 5000F uses the same five crimp cavities as the professional Delphi/Packard #12085271 tool but is built on a less expensive frame.



## 5045F Weather Pack Terminal and Seal Crimper

### Product Features

- Crimps Weather Pack terminals and seals.
- Compact, economical parallel jaw design eliminates terminal rocking.
- The 5045F also crimps Metri-Pack terminals and seals.
- Non-slip handles.



## 5002F Economy Crimping Tool

### Product Features

- Cuts wire and strips 22-10 AWG wire.
- Crimps insulated terminals including 7mm ignition terminals.
- Cuts & re-threads machine screws.
- Cushion grip handles.



## 5003F Deluxe Crimping Tool

### Product Features

- Cuts wire and strips 22-10 AWG wire.
- Crimps insulated terminals including 7mm ignition terminals.
- Cuts & re-threads machine screws.
- Provides insulation crimp for extra "pull strength".
- Cushion grip handles.



## 5020F Heavy Duty EZ Crimper/Stripper Tool

This Easy Stripper is unique because it AUTOMATICALLY adjusts to strip 10 to 24 gauge — or even smaller using the micro adjust knob — without damage to the conductors. Three different crimpers let you work with insulated terminals 10 to 22 gauge, non-insulated terminals 10 to 22 gauge, and 7 to 8mm auto ignition terminals.

### Product Features

- 5-IN-1 quick and easy way to strip & cut wire.
- Precision industrial-strength construction.
- Superior engineered compound leverage lets you work comfortably all day.
- Non-slip handles.



## 5008F EZ Crimper/Stripper Tool

### Product Features

- 5-IN-1 multi-function, self-adjusting stripper with cutting and crimping actions.
- Automatically adjusts to strip.
- Cuts wire and strips 26-10 AWG wire.
- Crimps insulated and non-insulated terminals.
- Cushion grip handles.



## 5023F HD Ratchet Crimping Tool

### Product Features

- Designed for crimping heat shrink terminals. (see our complete line of heat shrink terminals starting on page 4).
- Four crimp nests - 8 gauge, 12-10 gauge, 16-14 gauge and 22-18 gauge.
- Ensures uniform crimp termination regardless of user.
- This tool is equipped with a release switch if terminal wire is inserted improperly.
- Mating mechanism ensures dies won't slip.



## 5010F Electrician's Wire Stripper

### Product Features

- Features Electrician "Spring Action" Wire Stripper.
- Screw lock for setting wire size from 28-10 AWG.
- Cuts solid or stranded wire.



## 5038F 8-1/0 AWG HD Battery Cable Crimper

### Product Features

- Crimps 8-1/0 gauge.
- Cub crimp.

Part #	Weight	Qty
5038F	4 Lbs	1



## 5011F Ratchet Crimper

### Product Features

- Precise professional crimp guaranteed each time on insulated terminals only.
- Crimp insulated 22-10 gauge terminals.
- Release controlled ratchet mechanism ensures consistent quality crimps.
- Non-slip handles.



## 5039F 6-4/0 AWG HD Battery Cable Crimper

### Product Features

- Crimps 6-4/0 gauge.
- Hex crimp.

Part #	Weight	Qty
5039F	6 Lbs	1





# Tools & Testers

## 230F Deluxe Circuit Tester

- Durable 6-24V DC high quality professional tester.
- Use to check electrical circuits in automotive, marine, truck and trailer applications.
- Replaceable bulb #230F BULB.
- Sharp point to easily penetrate low-voltage wire.
- Insulated, strong clip for positive connection.



## 232F 12V DC Circuit Tester

- Durable 6-24V DC tester.
- Use to check electrical circuits in automotive, marine, truck and trailer applications.
- Replaceable bulb.
- Sharp point to easily penetrate low-voltage wire.
- Insulated, strong clip for positive connection.



## 233F Pocket Automotive Tester

- Handy automotive ignition tester for checking automotive circuits.
- Test clip for positive connection.
- 6-24V DC tester.
- Replaceable bulb.



## 234F Low Voltage Tester

- 5-50V AC/DC tester with illuminated indicator.
- Insulated clips for positive connection.



## 235F Battery Analyzer Tester

- Alternator and battery status indicator.
- LED shows normal, low or flat level charge.
- Magnetic strip on back for easy attachment to vehicle body.



## 225F Deluxe Test Leads

Part #	Description	Pcs
225F	36" Length with Vinyl Leads and Boots. 10 Amp Alligator Test Clips, (1) Red Wire (1) Black Wire.	1 Set



## 226F Heavy Duty Test Leads

Part #	Description	Pcs
226F	36" Length 18 AWG with Silicone Rubber Leads and Boots. 10 Amp Alligator Test Clips, (1) Red Wire (1) Black Wire.	1 Set



## 219F 10 Amp Test Clips with 30" Vinyl Leads

Part #	Description	Pcs
219F	(1) Red Wire (1) Black Wire	1 Set



## 2"-10 Amp Alligator Test Clips w/ PVC Handles

Part #	Description	Pcs
215-1F	2" Test Clip w/ Black Handle	25
215-2F	2" Test Clip w/ Red Handle	25
215H	2" Test Clip w/ Red/Black Handle	2 Sets
215F	2" Test Clip w/ Red/Black Handle	5 Sets





**1"- 10 Amp Alligator Test Clips and Combos**

Part #	Description	Pcs
217H	1" Test Clip	8
217F	1" Test Clip	25
217-1H	1" Test Clip w/ Black Vinyl Boot	6
217-1F	1" Test Clip w/ Black Vinyl Boot	25
217-2H	1" Test Clip w/ Red Vinyl Boot	6
217-2F	1" Test Clip w/ Red Vinyl Boot	25
220H	1" Test Clip w/ Red/Black Vinyl Boot	2 Sets
220F	1" Test Clip w/ Red/Black Vinyl Boot	5 Sets



**2"- 10 Amp Alligator Test Clips and Combos**

Part #	Description	Pcs
218H	2" Test Clip	6
218-1H	2" Test Clip	6
218F	2" Test Clip	25
218-3H	2" Test Clip w/ Black Vinyl Boot	6
218-1F	2" Test Clip w/ Black Vinyl Boot	25
218-2H	2" Test Clip w/ Red Vinyl Boot	6
218-2F	2" Test Clip w/ Red Vinyl Boot	25
221H	2" Test Clip Red/Black Vinyl Boot	1 Set
221F	2" Test Clip Red/Black Vinyl Boot	2 Sets



**Nickel Plated Charging Clips**

Part #	Description	Pcs
240H	5 Amp	4
240	5 Amp	10
241H	10 Amp	4
241	10 Amp	10
242H	20 Amp	2
242	20 Amp	10
245H	50 Amp	1
245	50 Amp	10



**Clamps with Vinyl Handles**

Part #	Description	Pcs
253F	30 Amp Clamp w/ Red/Black Handle	1 Set
253F-2	30 Amp Clamp w/ Red/Black Handle	2 Sets
253-1F	30 Amp Clamp w/ Black Handle	10
253-2F	30 Amp Clamp w/ Red Handle	10
254F	50 Amp Clamp w/ Red/Black Handle	1 Set
254F-2	50 Amp Clamp w/ Red/Black Handle	2 Sets
254-1F	50 Amp Clamp w/ Black Handle	10
254-2F	50 Amp Clamp w/ Red Handle	10



**Booster Cable Clamps**

**50A Copper-Plated Steel Clamps | Crimp Type**

Testing and specialty clamp, designed for battery chargers, tune-up and test equipment. Provides maximum current carrying capacity. Cable clamps are color coated red and black for safety.

Part No.	Insulation Color	AMP	Weight	Pcs
257F	Red/Black	50	.16 Lbs	1 Set

**500A PVC-Coated Steel Heavy-Duty Clamps | E-Z Reach™ Type**

Designed to grip securely to side terminal, post terminal batteries, and remote access terminals. Provides maximum current carrying capacity. Cable clamps are color coated red and black for safety.

Part No.	Insulation Color	AMP	Weight	Pcs
258F	Red/Black	500	1.16 Lbs	1 Set



## In-Store Retail Displays Designed with **Your Customers in Mind**

# DISPLAYS



# 9000

### Our Premium 4-Wing Retail Spinner

**Featuring 447 different SKUs. Totalling 890 parts on the rack!**

For the first time ever JT&T Products is offering two items per hook on the 9000 retail store spinner (excluding wire spools). Our research shows that by providing two items per hook instead of just a single item, our customers sell more merchandise with less empty hook time.

JT&T Products understands how important that is. Our focus is, and always has been, wiring accessories. Unlike our competitors, whose primary business is other product categories, wiring accessories is our **ONLY** priority, which means we understand the science of a carefully planned and stocked display, and how it translates into increased revenue for you.

The 9000 now features our superior Waterproof Heat Shrink Connector panel with 75 of our most popular terminal packs.

The 9000 also comes with three types of heat shrink terminals:  
1.) Crimp & Seal (CS) 2.) Solder & Seal (SS) 3.) Crimp, Solder & Seal (CSS).  
Plus our 5023F Ratchet Crimper Tool designed for crimping heat shrink terminals & has a mating mechanism to ensure dies won't slip during crimping. It will **NEVER** over crimp your terminal.

We have added over 15 new Halogen & Metri-Pack Pigtail & Socket Connectors – making this the most complete offering ever of this product line on our 9000 spinner rack.

This display has been designed with your customers in mind. We have added items that are in high demand based on our research, and put them in an attractive, heavy-duty display guaranteed to maximize your revenues while using the least amount of floor space... while giving your customers what they need.

## Our Popular 3-Wing Retail Spinner

The 8903 features more than 260 different SKUs on one easy to turn, easy to use rack.

This rack was designed specifically with the RV & Hardware industries in mind but has been popular in many other trades. Complete with over a dozen of our most popular Trailer Products.

The 8903 has many tools, testers, terminals, switches, wire, cable ties, heat shrink & flex-guard tubing making this merchandiser an easy to spin - one stop shop for our customers electrical wiring & accessory needs.

The 8903 Merchandiser maximizes revenues while minimizing needed floor space.

Tune up sales with a new 8903 Merchandiser. Over 260 SKUs, and 260+ opportunities to maximize your revenues.

The perfect assortment of product can win or lose a customer. When he's working on a vehicle, and realizes he needs a critical part to complete his repair, you will either win or lose his loyalty. Do you have the part in stock? Is it easy to find? When he brings it home, will it work or malfunction?

# 8903

More Than **35 Years** an Industry Leader

At JT&T Products, no one understands this more than we do. For more than 35 years our complete focus has been on wiring accessories. Unlike our competitors, who invest the majority of their resources in other product categories, wiring accessories are our ONLY priority.

Now it's easier than ever to switch to JT&T Products. One of our experts will help you through our simple program. In a short time, you'll experience increased store traffic, enhanced revenues and improved levels of customer retention. **Contact us today & ask us about our JT&T NOW Program. Or visit our website at [www.JTTProducts.com](http://www.JTTProducts.com)**





## WIRING ACCESSORIES MASTER CATALOG



### **The Best Connection, Inc.**

285 East Parr Blvd.  
Reno, NV 89512

Toll-Free: 800.633.3655

Main: 775.322.7000

Fax: 775.322.7477

[www.TheBestConnection.com](http://www.TheBestConnection.com)

[www.JTTProducts.com](http://www.JTTProducts.com)

