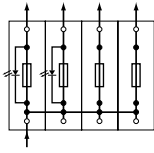


Circuit Protection Terminals

WSI 6/2


Warning:

- Install WAP partition after last WSI 6/2.
- Disconnect power before replacing the fuse.




Fuse terminals are available with LED blown fuse indicators, which speed identification of fuse failures and reduces costly down time. The maximum operating voltage for the indicator fuse blocks is determined by the LED's rating.

A 2 mA residual current passes through the LED when the fuse is blown. Opening the fuseholder eliminates the residual current.



Single Level
1 1/4" x 1/4" fuse





Single Level
1 1/4" x 1/4" fuse
with blown fuse indicator
for AC or DC voltage.

Terminal Block Selection Data


Available Options	Version	Part No.	Type	Part No.
	Beige Wemid	1014000000	10-36 VDC/AC	1014100000
	Beige Wemid		30-70 VDC/AC	1014200000
	Beige Wemid		60-150 VDC/AC	1014300000
	Beige Wemid		60-150 VDC/140-250 VAC	1014400000
Dimensions				
Width / Length / Height mm (in.)	for TS 35	12/60/67 (.47/2.36/2.64)	12/60/79 (.47/2.36/3.11)	
Insulation stripping length	mm (in.)	12 (.47)	12 (.47)	
Technical Data				
Rated voltage / rated current / wire size	UL	600 V / 20 A / #20...8 AWG	300 V / 16 A / #20...8 AWG	
	CSA	600 V / 16 A / #20...8 AWG	10...220 V / 16 A / #20...8 AWG	
	VDE	500 V / 6.3 A* / 6 mm ²	500 V / 6.3 A* / 6 mm ²	
Torque	Nm (lb. in.)	1.2 (10.6)	1.2 (10.6)	
	Clamping screw	M	3.5	3.5

Selected Accessory Data†

End Plate (WAP) / Partition (WTW) (thickness mm)	Type	Part No.	Type	Part No.
 WAP	Beige Wemid WAP (1.5)	1050000000	WAP (1.5)	1050000000
 WTW	Beige Wemid WTW (3)	1050100000	WTW (3)	1050100000

Jumpers

Note: Final number in model indicates no. of poles (e.g. QL 2 = 2 poles). For additional information see Accessories section.



Jumper screw
Test plug

QL 2	0470700000	QL 2	0470700000
QL 3	0470800000	QL 3	0470800000
QL 4	0470900000	QL 4	0470900000
QL 10	0471000000	QL 10	0471000000
BS M3x5	1052100000	BS M3x5	1052100000
PS 2.3 (ø 2.3)	0180400000	PS 2.3 (ø 2.3)	0180400000

Disconnect Lever Accessories

- Brass slug (solid)
- Brass slug (hollow)
- Plastic strip for ganging levers**

SBL	0446300000		
SBL	2012750000		
Sch S2	0337400000	Sch S2	0337400000

Tools

- Notching tool for QL jumper hole
- Screwdriver

WAW 2	9004510000	WAW 2	9004510000
SD	9008340000	SD	9008340000

Fuse Cartridges 1 1/4" x 1/4"

Rated current (A):
0.5
1
2
3
5
7
10
Rated voltage 440 VAC
33KA short circuit rating rapid-blow

E 0.5 A	0533800000	E 0.5 A	0533800000
E 1 A	0525500000	E 1 A	0525500000
E 2 A	0294500000	E 2 A	0294500000
E 3 A	0295700000	E 3 A	0295700000
E 5 A	0294600000	E 5 A	0294600000
E 7 A	0295800000	E 7 A	0295800000
E 10 A	0293900000	E 10 A	0293900000

Marking Tags

- Consecutive horizontal
- Consecutive vertical

DEK 5/5	0473460001	DEK 5/5	0473460001
DEK 5/5	0473560001	DEK 5/5	0473560001

Note: Part numbers shown are for a single card of pre-printed tags numbered 1-50. For additional information, see Accessories section.

RAIL MOUNTED TERMINAL
BLOCKS: W-SERIES

†See Accessories section for additional information.

*Rated thermal current to VDE 0611 = 6.3 A, when used for short-circuit fusing up to 15 A (VDE)

**Provided in one meter strips

Note: For 13/32 x 1 1/2 fuses, use SAKS 4 (part no. 0178220000), ratings 600 V / 30 A / #20...8 AWG