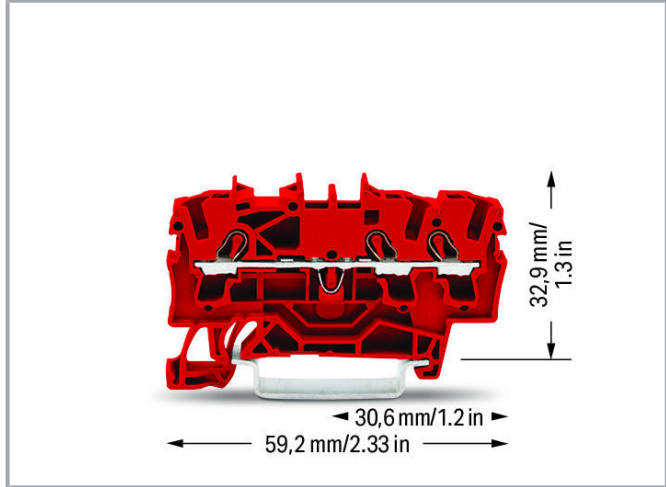



Data sheet | Item number: 2002-1303

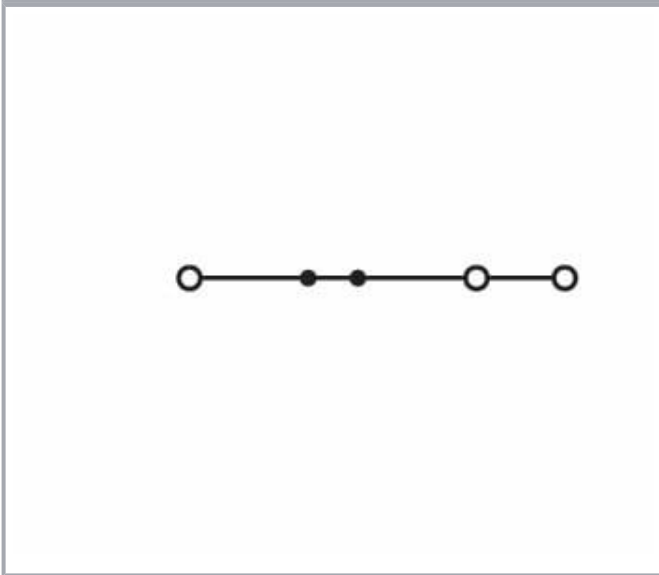
TOPJOB®S feedthrough terminal block; rail mount; 3-conductor; 5.2 mm wide; red



www.wago.com/2002-1303



Color: 



Data

Electrical data

Subject to changes. Please also observe the further product documentation!

WAGO Corporation
Germantown, WI 53022
Phone: 1-800-DIN-RAIL (346-7245) | Fax: (262) 255-6222
Email: info.us@wago.com | Web: www.wago.us

Do you have any questions about our products?
We are always happy to take your call at (262) 255-6222 or 1 800-DIN-RAIL.



IEC Approvals

Ratings per	IEC/EN 60947-7-1
Rated voltage (III / 3)	800 V
Rated surge voltage (III/3)	8 kV
Rated current	24 A
Rated current 2	32 A
Legend (ratings)	(III / 3) $\hat{=}$ Overvoltage category III / Pollution degree 3

UL Approvals

Approvals per	UL 1059
Rated voltage UL (Use Group B)	600 V
Rated current UL (Use Group B)	20 A
Rated voltage UL (Use Group C)	600 V
Rated current UL (Use Group C)	20 A

CSA Approvals

Approvals per	C22.2 No 158
Rated voltage CSA (Use Group B)	600 V
Rated current CSA (Use Group B)	20 A
Rated voltage CSA (Use Group C)	600 V
Rated current CSA (Use Group C)	20 A

Ex information

Ratings per	ATEX: PTB 03 ATEX 1162 U / IECEx: PTB 03.0004U (Ex eb IIC Gb)
Rated voltage EN (Ex e II)	550 V
Rated current (Ex e II)	22 A
Rated current (Ex e II) with jumper	20 A

Connection data

Connection technology	Push-in CAGE CLAMP®
Actuation type	Push-in Open Tool Slot
Connectable conductor materials	Copper
Nominal cross-section	2.5 mm ²
Solid conductor	0.25 ... 4 mm ² / 22 ... 12 AWG

Subject to changes. Please also observe the further product documentation!

WAGO Corporation
 Germantown, WI 53022
 Phone: 1-800-DIN-RAIL (346-7245) | Fax: (262) 255-6222
 Email: info.us@wago.com | Web: www.wago.us

Do you have any questions about our products?
 We are always happy to take your call at (262) 255-6222 or 1 800-DIN-RAIL.



Solid conductor; push-in termination	0.75 ... 4 mm ² / 18 ... 12 AWG
Fine-stranded conductor	0.25 ... 4 mm ² / 22 ... 12 AWG
Fine-stranded conductor; with insulated ferrule	0.25 ... 2.5 mm ² / 22 ... 14 AWG
Fine-stranded conductor; with ferrule; push-in termination	1 ... 2.5 mm ² / 18 ... 14 AWG
Note (conductor cross-section)	Depending on the conductor characteristic, a conductor with a smaller cross-section can also be inserted via push-in termination.
Strip length	10 ... 12 mm / 0.39 ... 0.47 inch
Total number of connection points	2
Total number of potentials	1
Number of levels	1
Wiring direction	Front-entry wiring
Number of jumper slots	2

Physical data

Width	5.2 mm / 0.205 inch
Height	59.2 mm / 2.33 inch
Depth from upper edge of DIN-rail	32.9 mm / 1.295 inch

Mechanical data

Design	horizontal type
Mounting type	DIN-35 rail
Marking level	Center/side marking

Material data

Color	red
Insulation material	Polyamide (PA66)
Flammability class per UL94	V0
Fire load	0.125 MJ
Weight	6.2 g

Commercial data

Product Group	22 (TOPJOB S)
Packaging type	box
Country of origin	DE
GTIN	4044918081498
Customs tariff number	8536904000

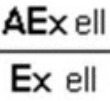



Subject to changes. Please also observe the further product documentation!

WAGO Corporation
 Germantown, WI 53022
 Phone: 1-800-DIN-RAIL (346-7245) | Fax: (262) 255-6222
 Email: info.us@wago.com | Web: www.wago.us




Do you have any questions about our products?
 We are always happy to take your call at (262) 255-6222 or 1 800-DIN-RAIL.

Approvals / Certificates

Ex-Approvals

Logo	Approval	Additional Approval Text	Certificate name
	AEx Underwriters Laboratories Inc.	UL 60079	20190704-E185892
	ATEX Physikalisch Technische Bundesanstalt (PTB)	EN 60079	PTB 03 ATEX 1162 U (II 2 G/D Ex e II bzw. I M 2 Ex e I)
	CCCEX CQST/CNEx	CNCA-C23-01	2020312313000238
	EAC Brjansker Zertifizierungsstelle	TP TC 012/2011	RU C-DE.AM02.B. 00127/19
	IECEX Physikalisch Technische Bundesanstalt	IEC 60079	IECEX PTB 03.0004 U (Ex eb IIC Gb or Ex eb I Mb)

Country specific Approvals

Logo	Approval	Additional Approval Text	Certificate name
	CCA DEKRA Certification B.V.	EN 60947	NTR NL 7730
	CCA DEKRA Certification B.V.	C22.2 No. 158	1536069
	KEMA/KEUR DEKRA Certification B.V.	EN 60947	71- 107687

Ship Approvals

Logo	Approval	Additional Approval Text	Certificate name
	ABS	EN 60947	20-

Subject to changes. Please also observe the further product documentation!



American Bureau of Shipping

HG1941090-PDA



BV
Bureau Veritas S.A.

EN 60947

38586/A0 BV



DNV GL
Det Norske Veritas, Germanischer Lloyd

-

TAE00001V2




LR
Lloyds Register

EN 60947



91/20112
(E9)

UL-Approvals

Logo	Approval	Additional Approval Text	Certificate name
	UL Underwriters Laboratories Inc.	UL 1059	E45172




Required accessories

End plates

	Item no.: 2002-1391 TOPJOB®S end/intermediate plate; for 2002-13xx series terminal blocks; 0.8 mm wide; gray	www.wago.com/2002-1391
	Item no.: 2002-1392 TOPJOB®S end/intermediate plate; for 2002-13xx series terminal blocks; 0.8 mm wide; orange	www.wago.com/2002-1392

Optional accessories

Marking accessories

	Item no.: 2002-161 Adaptor; gray	www.wago.com/2002-161
	Item no.: 2009-110 Marking strips; for Smart Printer; on reel; not stretchable; plain; snap-on type; white	www.wago.com/2009-110
	Item no.: 2009-115 WMB-Inline; for Smart Printer; 1500 pieces on roll; stretchable 5 - 5.2 mm; plain; snap-on type; white	www.wago.com/2009-115

Subject to changes. Please also observe the further product documentation!

WAGO Corporation
Germantown, WI 53022
Phone: 1-800-DIN-RAIL (346-7245) | Fax: (262) 255-6222
Email: info.us@wago.com | Web: www.wago.us

Do you have any questions about our products?
We are always happy to take your call at (262) 255-6222 or 1 800-DIN-RAIL.

















* Item no.: 2009-115/000-002	www.wago.com/2009-115
WMB-Inline; for Smart Printer; 1500 pieces on roll; stretchable 5 - 5.2 mm; plain; snap-on type; yellow	/000-002
* Item no.: 2009-115/000-005	www.wago.com/2009-115
WMB-Inline; for Smart Printer; 1500 pieces on roll; stretchable 5 - 5.2 mm; plain; snap-on type; red	/000-005
* Item no.: 2009-115/000-006	www.wago.com/2009-115
WMB-Inline; for Smart Printer; 1500 pieces on roll; stretchable 5 - 5.2 mm; plain; snap-on type; blue	/000-006
* Item no.: 2009-115/000-007	www.wago.com/2009-115
WMB-Inline; for Smart Printer; 1500 pieces on roll; stretchable 5 - 5.2 mm; plain; snap-on type; gray	/000-007
* Item no.: 2009-115/000-012	www.wago.com/2009-115
WMB-Inline; for Smart Printer; 1500 pieces on roll; stretchable 5 - 5.2 mm; plain; snap-on type; orange	/000-012
* Item no.: 2009-115/000-017	www.wago.com/2009-115
WMB-Inline; for Smart Printer; 1500 pieces on roll; stretchable 5 - 5.2 mm; plain; snap-on type; light green	/000-017
* Item no.: 2009-115/000-023	www.wago.com/2009-115
WMB-Inline; for Smart Printer; 1500 pieces on roll; stretchable 5 - 5.2 mm; plain; snap-on type; green	/000-023
* Item no.: 2009-115/000-024	www.wago.com/2009-115
WMB-Inline; for Smart Printer; 1500 pieces on roll; stretchable 5 - 5.2 mm; plain; snap-on type; violet	/000-024
✓ Item no.: 2009-145	www.wago.com/2009-145
Mini-WSB Inline; for Smart Printer; 1700 pieces on roll; stretchable 5 - 5.2 mm; plain; snap-on type; white	
✓ Item no.: 2009-145/000-002	www.wago.com/2009-145
Mini-WSB Inline; for Smart Printer; 1700 pieces on roll; stretchable 5 - 5.2 mm; plain; snap-on type; yellow	/000-002
✓ Item no.: 2009-145/000-005	www.wago.com/2009-145
Mini-WSB Inline; for Smart Printer; 1700 pieces on roll; stretchable 5 - 5.2 mm; plain; snap-on type; red	/000-005
✓ Item no.: 2009-145/000-006	www.wago.com/2009-145
Mini-WSB Inline; for Smart Printer; 1700 pieces on roll; stretchable 5 - 5.2 mm; plain; snap-on type; blue	/000-006
✓ Item no.: 2009-145/000-007	www.wago.com/2009-145
Mini-WSB Inline; for Smart Printer; 1700 pieces on roll; stretchable 5 - 5.2 mm; plain; snap-on type; gray	/000-007
✓ Item no.: 2009-145/000-012	
Mini-WSB Inline; for Smart Printer; 1700 pieces on roll; stretchable 5 - 5.2 mm; plain; snap-on type;	

Subject to changes. Please also observe the further product documentation!



orange














www.wago.com/2009-145/000-012

	Item no.: 2009-145/000-023 Mini-WSB Inline; for Smart Printer; 1700 pieces on roll; stretchable 5 - 5.2 mm; plain; snap-on type; green	www.wago.com/2009-145/000-023
	Item no.: 2009-145/000-024 Mini-WSB Inline; for Smart Printer; 1700 pieces on roll; stretchable 5 - 5.2 mm; plain; snap-on type; violet	www.wago.com/2009-145/000-024
	Item no.: 2009-191 Group marker carrier	www.wago.com/2009-191
	Item no.: 2009-192 Group marker carrier	www.wago.com/2009-192
	Item no.: 2009-193 Group marker carrier	www.wago.com/2009-193
	Item no.: 2009-198 Adaptor; gray	www.wago.com/2009-198
	Item no.: 248-501 Mini-WSB marking card; as card; not stretchable; plain; snap-on type; white	www.wago.com/248-501
	Item no.: 248-501/000-002 Mini-WSB marking card; as card; not stretchable; plain; snap-on type; yellow	www.wago.com/248-501/000-002
	Item no.: 248-501/000-005 Mini-WSB marking card; as card; not stretchable; plain; snap-on type; red	www.wago.com/248-501/000-005
	Item no.: 248-501/000-006 Mini-WSB marking card; as card; not stretchable; plain; snap-on type; blue	www.wago.com/248-501/000-006
	Item no.: 248-501/000-007 Mini-WSB marking card; as card; not stretchable; plain; snap-on type; gray	www.wago.com/248-501/000-007
	Item no.: 248-501/000-012 Mini-WSB marking card; as card; not stretchable; plain; snap-on type; orange	www.wago.com/248-501/000-012
	Item no.: 248-501/000-017 Mini-WSB marking card; as card; not stretchable; plain; snap-on type; light green	www.wago.com/248-501/000-017
	Item no.: 248-501/000-023 Mini-WSB marking card; as card; not stretchable; plain; snap-on type; green	www.wago.com/248-501/000-023








Subject to changes. Please also observe the further product documentation!

WAGO Corporation
 Germantown, WI 53022
 Phone: 1-800-DIN-RAIL (346-7245) | Fax: (262) 255-6222
 Email: info.us@wago.com | Web: www.wago.us






Do you have any questions about our products?
 We are always happy to take your call at (262) 255-6222 or 1 800-DIN-RAIL.

	Item no.: 248-501/000-024 Mini-WSB marking card; as card; not stretchable; plain; snap-on type; violet	www.wago.com/248-501/000-024
	Item no.: 793-501 WMB marking card; as card; not stretchable; plain; snap-on type; white	www.wago.com/793-501
	Item no.: 793-501/000-002 WMB marking card; as card; not stretchable; plain; snap-on type; yellow	www.wago.com/793-501/000-002
	Item no.: 793-501/000-005 WMB marking card; as card; not stretchable; plain; snap-on type; red	www.wago.com/793-501/000-005
	Item no.: 793-501/000-006 WMB marking card; as card; not stretchable; plain; snap-on type; blue	www.wago.com/793-501/000-006
	Item no.: 793-501/000-007 WMB marking card; as card; not stretchable; plain; snap-on type; gray	www.wago.com/793-501/000-007
	Item no.: 793-501/000-012 WMB marking card; as card; not stretchable; plain; snap-on type; orange	www.wago.com/793-501/000-012
	Item no.: 793-501/000-017 WMB marking card; as card; not stretchable; plain; snap-on type; light green	www.wago.com/793-501/000-017
	Item no.: 793-501/000-023 WMB marking card; as card; not stretchable; plain; snap-on type; green	www.wago.com/793-501/000-023
	Item no.: 793-501/000-024 WMB marking card; as card; not stretchable; plain; snap-on type; violet	www.wago.com/793-501/000-024
	Item no.: 793-5501 WMB marking card; as card; for terminal block width 5 - 17.5 mm; stretchable 5 - 5.2 mm; plain; snap-on type; white	www.wago.com/793-5501
	Item no.: 793-5501/000-002 WMB marking card; as card; for terminal block width 5 - 17.5 mm; stretchable 5 - 5.2 mm; plain; snap-on type; yellow	www.wago.com/793-5501/000-002
	Item no.: 793-5501/000-005 WMB marking card; as card; for terminal block width 5 - 17.5 mm; stretchable 5 - 5.2 mm; plain; snap-on type; red	www.wago.com/793-5501/000-005
	Item no.: 793-5501/000-006	


Subject to changes. Please also observe the further product documentation!

	WMB marking card; as card; for terminal block width 5 - 17.5 mm; stretchable 5 - 5.2 mm; plain; snap-on type; blue	www.wago.com/793-5501/000-006
	Item no.: 793-5501/000-007 WMB marking card; as card; for terminal block width 5 - 17.5 mm; stretchable 5 - 5.2 mm; plain; snap-on type; gray	www.wago.com/793-5501/000-007
	Item no.: 793-5501/000-012 WMB marking card; as card; for terminal block width 5 - 17.5 mm; stretchable 5 - 5.2 mm; plain; snap-on type; orange	www.wago.com/793-5501/000-012
	Item no.: 793-5501/000-014 WMB marking card; as card; for terminal block width 5 - 17.5 mm; stretchable 5 - 5.2 mm; plain; snap-on type; brown	www.wago.com/793-5501/000-014
	Item no.: 793-5501/000-017 WMB marking card; as card; for terminal block width 5 - 17.5 mm; stretchable 5 - 5.2 mm; plain; snap-on type; green	www.wago.com/793-5501/000-017
	Item no.: 793-5501/000-023 WMB marking card; as card; for terminal block width 5 - 17.5 mm; stretchable 5 - 5.2 mm; plain; snap-on type; light green	www.wago.com/793-5501/000-023
	Item no.: 793-5501/000-024 WMB marking card; as card; for terminal block width 5 - 17.5 mm; stretchable 5 - 5.2 mm; plain; snap-on type; violet	www.wago.com/793-5501/000-024














Push-in type wire jumper

	Item no.: 2009-412 TOPJOB®S wire jumper; insulated; 60 mm long; conductor cross section 1.5 mm ² ; suitable for 2001, 2002, 2003 and 2022 series terminal blocks; gray	www.wago.com/2009-412
	Item no.: 2009-414 TOPJOB®S wire jumper; insulated; 110 mm long; conductor cross section 1.5 mm ² ; suitable for 2001, 2002, 2003 and 2022 series terminal blocks; gray	www.wago.com/2009-414
	Item no.: 2009-414/000-005 Push-in type wire jumper; 1.5 mm ² ; insulated; 110 mm long; black	www.wago.com/2009-414/000-005
	Item no.: 2009-414/000-006 Push-in type wire jumper; insulated; 110 mm long; black	www.wago.com/2009-414/000-006
	Item no.: 2009-416 TOPJOB®S wire jumper; insulated; 250 mm long; conductor cross section 1.5 mm ² ; suitable for 2001, 2002, 2003 and 2022 series terminal blocks; gray	www.wago.com/2009-416

Ferrules











	Item no.: 216-241 Ferrule; Sleeve for 0.5 mm ² / 20 AWG; insulated; electro-tin plated; electrolytic copper; gastight crimped; acc. to DIN 46228, Part 4/09.90; white	www.wago.com/216-241
	Item no.: 216-242	

Subject to changes. Please also observe the further product documentation!



	Ferrule; Sleeve for 0.75 mm ² / 18 AWG; insulated; electro-tin plated; electrolytic copper; gastight crimped; acc. to DIN 46228, Part 4/09.90; gray	www.wago.com/216-242
	Item no.: 216-243 Ferrule; Sleeve for 1 mm ² / AWG 18; insulated; electro-tin plated; electrolytic copper; gastight crimped; acc. to DIN 46228, Part 4/09.90; red	www.wago.com/216-243
	Item no.: 216-244 Ferrule; Sleeve for 1.5 mm ² / AWG 16; insulated; electro-tin plated; electrolytic copper; gastight crimped; acc. to DIN 46228, Part 4/09.90; black	www.wago.com/216-244
	Item no.: 216-246 Ferrule; Sleeve for 2.5 mm ² / AWG 14; insulated; electro-tin plated; electrolytic copper; gastight crimped; acc. to DIN 46228, Part 4/09.90; blue	www.wago.com/216-246
	Item no.: 216-262 Ferrule; Sleeve for 0.75 mm ² / 18 AWG; insulated; electro-tin plated; electrolytic copper; gastight crimped; acc. to DIN 46228, Part 4/09.90; gray	www.wago.com/216-262
	Item no.: 216-263 Ferrule; Sleeve for 1 mm ² / AWG 18; insulated; electro-tin plated; electrolytic copper; gastight crimped; acc. to DIN 46228, Part 4/09.90; red	www.wago.com/216-263
	Item no.: 216-264 Ferrule; Sleeve for 1.5 mm ² / AWG 16; insulated; electro-tin plated; electrolytic copper; gastight crimped; acc. to DIN 46228, Part 4/09.90; black	www.wago.com/216-264
	Item no.: 216-266 Ferrule; Sleeve for 2.5 mm ² / AWG 14; insulated; electro-tin plated; electrolytic copper; gastight crimped; acc. to DIN 46228, Part 4/09.90; blue	www.wago.com/216-266
Tools		
	Item no.: 210-658 Operating tool; Blade: 3.5 x 0.5 mm; with a partially insulated shaft; angled; short; multicoloured	www.wago.com/210-658
	Item no.: 210-720 Operating tool; Blade: 3.5 x 0.5 mm; with a partially insulated shaft; multicoloured	www.wago.com/210-720
Plugs		
	Item no.: 2002-880 TOPJOB®S empty component plug housing; for 2001-2006 series feedthrough terminal blocks; 2-pole; 10.4 mm wide; gray	www.wago.com/2002-880
	Item no.: 2002-880/1000-411 Diode plug; 1N4007 (N-P); for 2001 - 2006 series feedthrough terminal blocks; 5.2 mm wide; gray	www.wago.com/2002-880/1000-411
	Item no.: 2002-880/1000-541 LED plug; red LED (N-P); 12 - 30 V; for 2001 - 2006 series feedthrough terminal blocks; 10.4 mm wide; gray	www.wago.com/2002-880/1000-541
	Item no.: 2002-880/1000-542 LED plug; red LED (N-P); 30 - 65 V; for 2001 - 2006 series feedthrough terminal blocks; 10.4 mm wide; gray	www.wago.com/2002-880/1000-542
	Item no.: 2002-880/1000-836 LED plug; red LED (N-P); 230 V; for 2001 - 2006 series feedthrough terminal blocks; 10.4 mm wide; gray	www.wago.com/2002-880/1000-836

Subject to changes. Please also observe the further product documentation!



Carrier rail

	Item no.: 210-112 Steel carrier rail; 35 x 7.5 mm; 1 mm thick; 2 m long; slotted; according to EN 60715; "Hole width 25 mm; www.wago.com/210-112 silver-colored	
	Item no.: 210-113 Steel carrier rail; 35 x 7.5 mm; 1 mm thick; 2 m long; unslotted; according to EN 60715; silver-colored	www.wago.com/210-113
	Item no.: 210-114 Steel carrier rail; 35 x 15 mm; 1.5 mm thick; 2 m long; unslotted; similar to EN 60715; silver-colored	www.wago.com/210-114
	Item no.: 210-115 Steel carrier rail; 35 x 7.5 mm; 1 mm thick; 2 m long; slotted; according to EN 60715; "Hole width 18 mm; www.wago.com/210-115 silver-colored	
	Item no.: 210-118 Steel carrier rail; 35 x 15 mm; 2.3 mm thick; 2 m long; unslotted; according to EN 60715; silver-colored	www.wago.com/210-118
	Item no.: 210-196 Aluminum carrier rail; 35 x 8.2 mm; 1.6 mm thick; 2 m long; unslotted; similar to EN 60715; silver-colored	www.wago.com/210-196
	Item no.: 210-197 Steel carrier rail; 35 x 15 mm; 1.5 mm thick; 2 m long; slotted; similar to EN 60715; silver-colored	www.wago.com/210-197
	Item no.: 210-198 Copper carrier rail; 35 x 15 mm; 2.3 mm thick; 2 m long; unslotted; according to EN 60715; copper-colored	www.wago.com/210-198
	Item no.: 210-504 Steel carrier rail; 35 x 7.5 mm; 1 mm thick; 2 m long; slotted; galvanized; according to EN 60715; silver-colored	www.wago.com/210-504
	Item no.: 210-505 Steel carrier rail; 35 x 7.5 mm; 1 mm thick; 2 m long; unslotted; galvanized; according to EN 60715; silver-colored	www.wago.com/210-505
	Item no.: 210-506 Steel carrier rail; 35 x 15 mm; 1.5 mm thick; 2 m long; unslotted; galvanized; similar to EN 60715; silver-colored	www.wago.com/210-506
	Item no.: 210-508 Steel carrier rail; 35 x 15 mm; 1.5 mm thick; 2 m long; slotted; galvanized; similar to EN 60715; silver-colored	www.wago.com/210-508















Insulations stops

	Item no.: 2002-171 TOPJOB®S insulation stop; for 2002 series terminal blocks; 0.25 - 0.5 mm ² ; 5/strip; light gray	www.wago.com/2002-171
	Item no.: 2002-172 TOPJOB®S insulation stop; for 2002 series terminal blocks; 0.75 - 1.0 mm ² ; 5/strip; dark gray	www.wago.com/2002-172

End plates

	Item no.: 2002-1393 TOPJOB®S end/intermediate plate; for 2002-13xx series terminal blocks; 2.0 mm wide; gray	www.wago.com/2002-1393
	Item no.: 2002-1394 TOPJOB®S end/intermediate plate; for 2002-13xx series terminal blocks; 2.0 mm wide; orange	www.wago.com/2002-1394

Subject to changes. Please also observe the further product documentation!

	Item no.: 209-191 Separator for Ex e/Ex i applications; 3 mm thick; 120 mm wide; orange	www.wago.com/209-191
Jumpers		
	Item no.: 2002-400 TOPJOB®S endless jumper; for 2002 series; insulated; 2-way; light-gray	www.wago.com/2002-400
	Item no.: 2002-402 TOPJOB®S jumper; for 2002 series; insulated; 2-way; light-gray	www.wago.com/2002-402
	Item no.: 2002-402/000-005 TOPJOB®S jumper; for 2002 series; insulated; 2-way; red	www.wago.com/2002-402/000-005
	Item no.: 2002-402/000-006 TOPJOB®S jumper; for 2002 series; insulated; 2-way; blue	www.wago.com/2002-402/000-006
	Item no.: 2002-403 TOPJOB®S jumper; for 2002 series; insulated; 3-way; light-gray	www.wago.com/2002-403
	Item no.: 2002-403/000-005 TOPJOB®S jumper; for 2002 series; insulated; 3-way; red	www.wago.com/2002-403/000-005
	Item no.: 2002-403/000-006 TOPJOB®S jumper; for 2002 series; insulated; 3-way; blue	www.wago.com/2002-403/000-006
	Item no.: 2002-404 TOPJOB®S jumper; for 2002 series; insulated; 4-way; light-gray	www.wago.com/2002-404
	Item no.: 2002-404/000-005 TOPJOB®S jumper; for 2002 series; insulated; 4-way; red	www.wago.com/2002-404/000-005
	Item no.: 2002-404/000-006 TOPJOB®S jumper; for 2002 series; insulated; 4-way; blue	www.wago.com/2002-404/000-006
	Item no.: 2002-405 TOPJOB®S jumper; for 2002 series; insulated; 5-way; light-gray	www.wago.com/2002-405
	Item no.: 2002-405/000-005 TOPJOB®S jumper; for 2002 series; insulated; 5-way; red	www.wago.com/2002-405/000-005
	Item no.: 2002-405/000-006 TOPJOB®S jumper; for 2002 series; insulated; 5-way; blue	www.wago.com/2002-405/000-006

Subject to changes. Please also observe the further product documentation!



Item no.: 2002-405/011-000
TOPJOB®S jumper; Wye configuration; for 2002 series; insulated; 3-way (1-3-5); light-gray

www.wago.com/2002-405/011-000



Item no.: 2002-406
TOPJOB®S jumper; for 2002 series; insulated; 6-way; light-gray

www.wago.com/2002-406



Item no.: 2002-406/000-005
TOPJOB®S jumper; for 2002 series; insulated; 6-way; red

www.wago.com/2002-406/000-005



Item no.: 2002-406/000-006
TOPJOB®S jumper; for 2002 series; insulated; 6-way; blue

www.wago.com/2002-406/000-006



Item no.: 2002-406/020-000
TOPJOB®S jumper; Delta configuration; for 2002 series; insulated; 6-way (1-2, 3-4, 5-6); light-gray

www.wago.com/2002-406/020-000



Item no.: 2002-407
TOPJOB®S jumper; for 2002 series; insulated; 7-way; light-gray

www.wago.com/2002-407



Item no.: 2002-407/000-005
TOPJOB®S jumper; for 2002 series; insulated; 7-way; red

www.wago.com/2002-407/000-005



Item no.: 2002-407/000-006
TOPJOB®S jumper; for 2002 series; insulated; 7-way; blue

www.wago.com/2002-407/000-006



Item no.: 2002-408
TOPJOB®S jumper; for 2002 series; insulated; 8-way; light-gray

www.wago.com/2002-408



Item no.: 2002-408/000-005
TOPJOB®S jumper; for 2002 series; insulated; 8-way; red

www.wago.com/2002-408/000-005



Item no.: 2002-408/000-006
TOPJOB®S jumper; for 2002 series; insulated; 8-way; blue

www.wago.com/2002-408/000-006



Item no.: 2002-409
TOPJOB®S jumper; for 2002 series; insulated; 9-way; light-gray

www.wago.com/2002-409



Item no.: 2002-409/000-005
TOPJOB®S jumper; for 2002 series; insulated; 9-way; red

www.wago.com/2002-409/000-005



Item no.: 2002-409/000-006
TOPJOB®S jumper; for 2002 series; insulated; 9-way; light-gray

www.wago.com/2002-409/000-006



Item no.: 2002-410

www.wago.com/2002-410

Subject to changes. Please also observe the further product documentation!

TOPJOB®S jumper; for 2002 series; insulated; 10-way; light-gray



Item no.: 2002-410/000-005
TOPJOB®S jumper; for 2002 series; insulated; 10-way; red

www.wago.com/2002-410/000-005



Item no.: 2002-410/000-006
TOPJOB®S jumper; for 2002 series; insulated; 10-way; blue

www.wago.com/2002-410/000-006



Item no.: 2002-423
TOPJOB®S endless jumper; for 2002 series; insulated; 2-way (1-3); light-gray

www.wago.com/2002-423



Item no.: 2002-423/000-005
TOPJOB®S endless jumper; for 2002 series; insulated; 2-way (1-3); red

www.wago.com/2002-423/000-005



Item no.: 2002-423/000-006
TOPJOB®S endless jumper; for 2002 series; insulated; 2-way (1-3); blue

www.wago.com/2002-423/000-006



Item no.: 2002-433
TOPJOB®S jumper; for 2002 series; insulated; 2-way (1-3); light-gray

www.wago.com/2002-433



Item no.: 2002-434
TOPJOB®S jumper; for 2002 series; insulated; 2-way (1-4); light-gray

www.wago.com/2002-434



Item no.: 2002-435
TOPJOB®S jumper; for 2002 series; insulated; 2-way (1-5); light-gray

www.wago.com/2002-435



Item no.: 2002-436
TOPJOB®S jumper; for 2002 series; insulated; 2-way (1-6); light-gray

www.wago.com/2002-436



Item no.: 2002-437
TOPJOB®S jumper; for 2002 series; insulated; 2-way (1-7); light-gray

www.wago.com/2002-437



Item no.: 2002-438
TOPJOB®S jumper; for 2002 series; insulated; 2-way (1-8); light-gray

www.wago.com/2002-438



Item no.: 2002-439
TOPJOB®S jumper; for 2002 series; insulated; 2-way (1-9); light-gray

www.wago.com/2002-439



Item no.: 2002-440
TOPJOB®S jumper; for 2002 series; insulated; 2-way (1-10); light-gray

www.wago.com/2002-440



Item no.: 2002-472
TOPJOB®S staggered jumper; for 2002 and 2003 series; insulated; 2-way; light-gray

www.wago.com/2002-472



Item no.: 2002-473
TOPJOB®S staggered jumper; for 2002 and 2003 series; insulated; 3-way; light-gray


















www.wago.com/2002-473



Item no.: 2002-473/011-000
TOPJOB®S staggered jumper; for 2002 and 2003 series; 2-way (preconfigured 1-3); light-gray


www.wago.com/2002-473/011-000

Subject to changes. Please also observe the further product documentation!
















	Item no.: 2002-474 TOPJOB®S staggered jumper; for 2002 and 2003 series; insulated; 4-way; light-gray	www.wago.com/2002-474
	Item no.: 2002-475 TOPJOB®S staggered jumper; for 2002 and 2003 series; insulated; 5-way; light-gray	www.wago.com/2002-475
	Item no.: 2002-475/011-000 TOPJOB®S staggered jumper; for 2002 and 2003 series; insulated; 3-way (preconfigured 1-3-5); light-gray	www.wago.com/2002-475/011-000
	Item no.: 2002-476 TOPJOB®S staggered jumper; for 2002 and 2003 series; insulated; 6-way; light-gray	www.wago.com/2002-476
	Item no.: 2002-477 TOPJOB®S staggered jumper; for 2002 and 2003 series; insulated; 7-way; light-gray	www.wago.com/2002-477
	Item no.: 2002-477/011-000 TOPJOB®S staggered jumper; for 2002 and 2003 series; insulated; 4-way (preconfigured 1-3-5-7); light-gray	www.wago.com/2002-477/011-000
	Item no.: 2002-478 TOPJOB®S staggered jumper; for 2002 and 2003 series; insulated; 8-way; light-gray	www.wago.com/2002-478
	Item no.: 2002-479 TOPJOB®S staggered jumper; for 2002 and 2003 series; insulated; 9-way; light-gray	www.wago.com/2002-479
	Item no.: 2002-479/011-000 TOPJOB®S staggered jumper; for 2002 and 2003 series; insulated; 5-way (preconfigured 1-3-5-7-9); light-gray	www.wago.com/2002-479/011-000
	Item no.: 2002-480 TOPJOB®S staggered jumper; for 2002 and 2003 series; insulated; 10-way; light-gray	www.wago.com/2002-480
	Item no.: 2002-481 TOPJOB®S staggered jumper; for 2002 and 2003 series; insulated; 11-way; light-gray	www.wago.com/2002-481
	Item no.: 2002-481/011-000 TOPJOB®S staggered jumper; for 2002 and 2003 series; insulated; 6-way (preconfigured 1-3-5-7-9-11); light-gray	www.wago.com/2002-481/011-000
	Item no.: 2002-482 TOPJOB®S staggered jumper; for 2002 and 2003 series; insulated; 12-way; light-gray	www.wago.com/2002-482
	Item no.: 2006-499 Step-down jumper; insulated; from 6/4 mm ² to 4/2.5/1.5 mm ² ; Nominal current 32 A	www.wago.com/2006-499
	Item no.: 2016-499 Step-down jumper; insulated; light gray	www.wago.com/2016-499
	Item no.: 210-103 Wire commoning chain; insulated; black	www.wago.com/210-103
	Item no.: 210-123 Wire commoning chain; insulated; blue	www.wago.com/210-123

Subject to changes. Please also observe the further product documentation!

Protective warning marker

	Item no.: 2002-115 TOPJOB®S protective warning marker; with high-voltage symbol, for 2002 series terminal blocks; for 5 terminal blocks	www.wago.com/2002-115
---	---	--

Testing accessories

	Item no.: 2002-511 TOPJOB® S modular connector; for 2002 series; for jumper contact slot; 1-pole; gray	www.wago.com/2002-511
	Item no.: 2002-549 TOPJOB®S spacer module; for 2002-511; 5.2 mm wide; gray	www.wago.com/2002-549
	Item no.: 2002-552 TOPJOB® S connector strip; for 2002 series; for jumper contact slot; 2-pole; gray	www.wago.com/2002-552
	Item no.: 2002-553 TOPJOB® S connector strip; for 2002 series; for jumper contact slot; 3-pole; gray	www.wago.com/2002-553
	Item no.: 2002-554 TOPJOB® S connector strip; for 2002 series; for jumper contact slot; 4-pole; gray	www.wago.com/2002-554
	Item no.: 2002-555 TOPJOB® S connector strip; for 2002 series; for jumper contact slot; 5-pole; gray	www.wago.com/2002-555
	Item no.: 2002-556 TOPJOB® S connector strip; for 2002 series; for jumper contact slot; 6-pole; gray	www.wago.com/2002-556
	Item no.: 2002-557 TOPJOB® S connector strip; for 2002 series; for jumper contact slot; 7-pole; gray	www.wago.com/2002-557
	Item no.: 2002-558 TOPJOB® S connector strip; for 2002 series; for jumper contact slot; 8-pole; gray	www.wago.com/2002-558
	Item no.: 2002-559 TOPJOB® S connector strip; for 2002 series; for jumper contact slot; 9-pole; gray	www.wago.com/2002-559
	Item no.: 2002-560 TOPJOB® S connector strip; for 2002 series; for jumper contact slot; 10-pole; gray	www.wago.com/2002-560
	Item no.: 2002-611 TOPJOB® S modular connector; for 2002 series; for conductor entry way; 1-pole; gray	www.wago.com/2002-611
	Item no.: 2002-649 TOPJOB®S spacer module; for 2002-611; 5.2 mm wide; gray	www.wago.com/2002-649
	Item no.: 2009-174 TOPJOB®S test plug adapter; for test plug 4 mm Ø; for testing TOPJOB®S terminal blocks; gray	www.wago.com/2009-174
	Item no.: 2009-182 TOPJOB®S testing tap; tool-free; 12 AWG max; for testing TOPJOB®S terminal blocks; gray	www.wago.com/2009-182

Subject to changes. Please also observe the further product documentation!



Downloads

Documentation

Bid Text

2002-1303 docx - Datei	23 Apr 2019	docx 15.4 kB	Download
---------------------------	-------------	-----------------	----------

2002-1303 X81 - Datei	29 Apr 2019	xml 4.2 kB	Download
--------------------------	-------------	---------------	----------

Additional Information

Technical explanations	3 Apr 2019	pdf 2.2 MB	Download
------------------------	------------	---------------	----------

CAD files

CAE data

EPLAN Data Portal 2002-1303	URL	Download
-----------------------------	-----	----------

ZUKEN Portal 2002-1303	URL	Download
------------------------	-----	----------

WSCAD Universe 2002-1303	URL	Download
--------------------------	-----	----------

CAD data

2D/3D Models 2002-1303	URL	Download
------------------------	-----	----------

Environmental Product Compliance

Compliance Search

Environmental Product Compliance 2002-1303	URL	Download
--	-----	----------

3-conductor through terminal block; 2.5 mm²; suitable for Ex e II applications; side and center marking; for DIN-rail 35 x 15 and 35 x 7.5; Push-in CAGE CLAMP®; 2,50 mm²; red


Installation Notes

Inserting a conductor


Subject to changes. Please also observe the further product documentation!

WAGO Corporation
Germantown, WI 53022
Phone: 1-800-DIN-RAIL (346-7245) | Fax: (262) 255-6222
Email: info.us@wago.com | Web: www.wago.us


Do you have any questions about our products?
We are always happy to take your call at (262) 255-6222 or 1 800-DIN-RAIL.



All conductor types at a glance




Push-in termination of solid and ferruled conductors



Inserting a conductor via push-in termination:

Solid conductors with cross-sections from either one size above, or up to two sizes below, the rated cross-section can be simply pushed in – no tools needed.




Inserting a conductor via operating tool:

Connecting fine-stranded conductors without ferrules, or small cross-sectional conductors that cannot be pushed in, is performed similarly to the original CAGE CLAMP® – just use an operating tool.

Advantage:

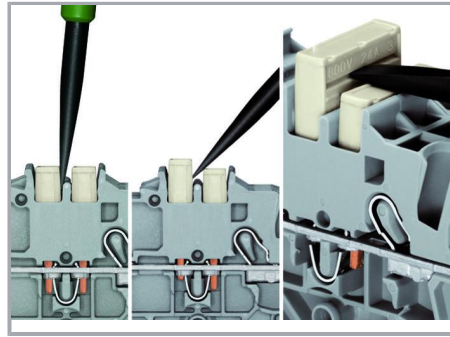

To open the clamp, the operating tool is inserted vertically. The conductor entry is less than 15 degrees for easier wiring.



Conductor termination – insulation stop

Commoning

Subject to changes. Please also observe the further product documentation!



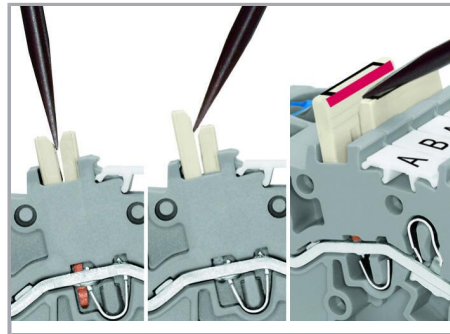

The push-in type jumper bar system is based on the common plug and socket principle. Each terminal block is spring-loaded with a double socket and a resilient CrNi steel spring. The jumper contact material is pure electrolytic copper, which allows for an extremely small design capable of carrying the full-rated current of the terminal block. Ground terminal blocks can also be commoned using the same jumper system. Custom jumpers are created by breaking and removing jumper contacts (2000, 2001, 2002, 2004 Series).

Removing a push-in type jumper bar:

Insert the operating tool between the jumper and partition wall of the dual jumper slots, then lift up the jumper.

Place the operating tool in the center of jumpers for up to five contacts (see above), or alternately on both sides for jumpers with more than five contacts.

Commoning



Orient the staggered jumpers' red stripes on the inside.


Insert the staggered jumper and push down until it hits the backstop.

Removing a staggered jumper:


Insert the operating tool between the staggered jumpers, then lift up the jumper.

Commoning


Subject to changes. Please also observe the further product documentation!




Continuous jumpers (2002 Series) readily connect an endless number of terminal blocks to each other via single jumper slot. Use the second jumper slot for additional commoning or testing.




The 1-to-3 adjacent jumper for continuous commoning enables every other terminal block to be commoned. For example, positive and negative potentials can be accommodated alongside each other.



This star point jumper has been specially developed to create a "star point" and is used on motor terminal boards equipped with TOPJOB® S Rail-Mount Terminal Blocks.






This delta jumper has been specially developed to create a delta configuration and is used on motor terminal boards equipped with TOPJOB® S rail-mount terminal blocks.



Push down the wire jumper until fully inserted. Lift the jumper with an operating tool for rewiring.

Commoning

Subject to changes. Please also observe the further product documentation!




Step-down jumpers common terminal blocks of different sizes, without losing a conductor clamping point. This can be beneficial on long conductor runs where voltage drop can be a problem. A large conductor can be easily connected to smaller conductors at the distribution point.

Commoning may be made in either direction using the special thin end plate to cover the open side. Additional through terminal blocks having a smaller cross-section may be commoned using push-in type jumper bars.


Using step-down jumpers, an end plate must be inserted between the terminal blocks to be commoned.

Step-down jumper (2006-499) commons 6 /4 mm² (10/12 AWG) terminal blocks (2006 /2004 Series) with 4/2.5/1.5 mm² (AWG 12/14 /16) terminal blocks (2004/2002/2001 Series).

Subject to changes. Please also observe the further product documentation!




Step-down jumper (2016-499) commons 16 /10 mm² (16/8 AWG) terminal blocks (2016 /2010 Series) with 10/6/4/2.5 mm² (8/10/12 /14 AWG) terminal blocks (2010/2006/2004 /2002 Series).




Stepping down via push-in type jumper bar:

Commoning via open terminal side with end plate allows jumpering over two cross-section sizes for 16 mm² (6 AWG) and 10 mm² (8 AWG) and one cross-section size for 6/4/2.5 mm² (10/12/14 AWG). An example: from 16 mm² (6 AWG) to 6 mm² (10 AWG) (see illustration above) or from 10 mm² (8 AWG) to 4 mm² (12 AWG).



Stepping down via push-in type jumper bar:

Commoning via closed terminal side with end plate allows jumpering over two cross-section sizes, e.g., from 16 mm² (6 AWG) to 6 mm² (10 AWG) or from 6 mm² (10 AWG) to 2.5 mm² (14 AWG) (see illustration above).




Note:


The total current of the outgoing circuits must not exceed the nominal current of the step-down jumper/push-in type jumper bar.

Testing


Subject to changes. Please also observe the further product documentation!



The modular TOPJOB® S connectors also connect conductors of the same size as the terminal blocks being used.




TOPJOB® S Connectors with a 2 mm Ø test socket for testing voltage via 2-pole voltage tester




Rail-mount terminal block assembly for electric motor wiring



L-type test plug module – cross-sectional view of contacts




Test plug adapter (2009-174, CAT I) for 4 mm Ø plugs – compatible with 2000 to 2016 Series




Testing tap (2009-182) for tool-free connection of test cables up to 2.5 mm² (12 AWG) – compatible with 2000 to 2016 Series


Marking



Snapping WMB Inline markers into marker slots.




Subject to changes. Please also observe the further product documentation!





TOPJOB® S 2009-193 Group Marker Carrier (equipped with a marking strip) for all 2001 to 2016 Series TOPJOB® S Rail-Mount Terminal Blocks

Do not use on an end plate!



Using marker carriers for marking strips (2002-161) in jumper slots.

Ex application



Through terminal blocks with a blue insulated housing are suitable for Ex i applications.




All through and ground conductor terminal blocks are suitable for Ex e II applications.

Subject to changes. Please also observe the further product documentation!


WAGO Corporation
Germantown, WI 53022
Phone: 1-800-DIN-RAIL (346-7245) | Fax: (262) 255-6222
Email: info.us@wago.com | Web: www.wago.us

Do you have any questions about our products?
We are always happy to take your call at (262) 255-6222 or 1 800-DIN-RAIL.



Separator plate for Ex e/Ex i applications

An end plate must be applied to the terminal block located directly behind an Ex e/Ex i separator plate.



Ex e II/Ex i terminal strip

Note:

The movable feet of terminal blocks and separator plates must face the same direction.



A separator plate is located between the Ex e II and Ex i terminal strip.

End plate

Ex e II terminal blocks

Separator plate for Ex e/Ex i applications

End plate

Ex i terminal blocks

According to EN 50020, a minimum distance of 50 mm must be kept between live parts of Ex e and Ex i circuits. The use of Ex e/Ex i separators is a space-saving solution when Ex e and Ex i terminal blocks are mounted on a common DIN-rail.

Product family

TOPJOB® S

TOPJOB® S: In various industrial applications and modern building installations, WAGO's wide and versatile range of rail-mount terminal blocks provides more than just reliable electrical connections.

[Show all products from the family](#)

Subject to changes. Please also observe the further product documentation!