


Printed-circuit board connector - FMC 1,5/ 9-ST-3,5 - 1952335

Please be informed that the data shown in this PDF Document is generated from our Online Catalog. Please find the complete data in the user's documentation. Our General Terms of Use for Downloads are valid (<http://phoenixcontact.com/download>)

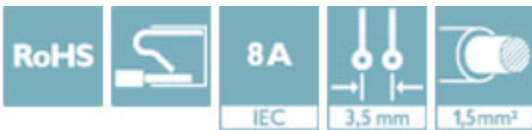
PCB connector, nominal current: 8 A, number of positions: 9, pitch: 3.5 mm, connection method: Push-in spring connection, color: green, contact surface: Tin



The figure shows a 10-position version of the product

Your advantages

- ✓ Time saving push-in connection, tools not required
- ✓ Defined contact force ensures that contact remains stable over the long term
- ✓ Intuitive use through colour coded actuation lever
- ✓ Operation and conductor connection from one direction enable integration into front of device



Key Commercial Data

Packing unit	1 pc
Minimum order quantity	50 pc
GTIN	
GTIN	4017918942922
Weight per Piece (excluding packing)	5.310 g
Custom tariff number	85366990
Country of origin	Germany

Technical data

Dimensions

Length [l]	21.9 mm
Width [w]	32.25 mm
Height [h]	7.75 mm
Pitch	3.5 mm

Printed-circuit board connector - FMC 1,5/ 9-ST-3,5 - 1952335

Technical data

Dimensions

Dimension a	28 mm
-------------	-------

General

Range of articles	FMC 1,5/...-ST
Number of positions	9
Connection method	Push-in spring connection
Insulating material group	I
Rated surge voltage (III/3)	2.5 kV
Rated surge voltage (III/2)	2.5 kV
Rated surge voltage (II/2)	2.5 kV
Rated voltage (III/3)	160 V
Rated voltage (III/2)	160 V
Rated voltage (II/2)	320 V
Connection in acc. with standard	EN-VDE
Nominal current I_N	8 A
Nominal cross section	1.5 mm ²
Maximum load current	8 A
Insulating material	PA
Flammability rating according to UL 94	V0
Internal cylindrical gage	A1
Stripping length	10 mm

Connection data

Conductor cross section solid min.	0.2 mm ²
Conductor cross section solid max.	1.5 mm ²
Conductor cross section flexible min.	0.2 mm ²
Conductor cross section flexible max.	1.5 mm ²
Conductor cross section flexible, with ferrule without plastic sleeve min.	0.25 mm ²
Conductor cross section flexible, with ferrule without plastic sleeve max.	1.5 mm ²
Conductor cross section flexible, with ferrule with plastic sleeve min.	0.25 mm ²
Conductor cross section flexible, with ferrule with plastic sleeve max.	0.75 mm ²
Conductor cross section AWG min.	24
Conductor cross section AWG max.	16
Minimum AWG according to UL/CUL	24
Maximum AWG according to UL/CUL	16

Specifications for ferrules

Recommended crimping pliers	1212034 CRIMPFOX 6
Ferrules without insulating collar, according to DIN 46228-1	Cross section: 0.25 mm ² ; Length: 7 mm

Printed-circuit board connector - FMC 1,5/ 9-ST-3,5 - 1952335

Technical data

Specifications for ferrules

	Cross section: 0.34 mm ² ; Length: 7 mm
	Cross section: 0.5 mm ² ; Length: 8 mm ... 10 mm
	Cross section: 0.75 mm ² ; Length: 8 mm ... 10 mm
	Cross section: 1 mm ² ; Length: 8 mm ... 10 mm
	Cross section: 1.5 mm ² ; Length: 10 mm

Standards and Regulations

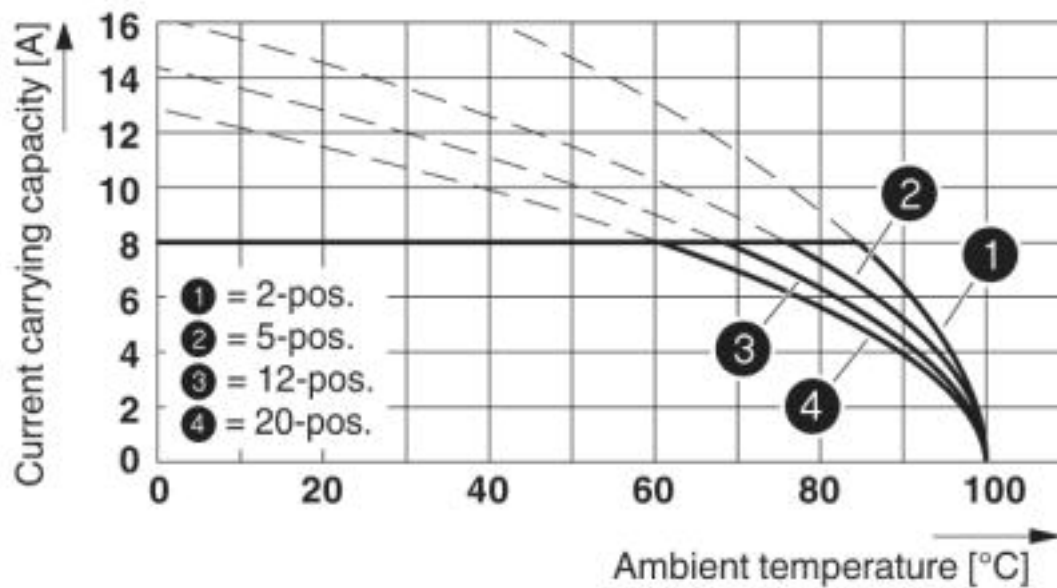
Connection in acc. with standard	EN-VDE
	CUL
Flammability rating according to UL 94	V0

Environmental Product Compliance

China RoHS	Environmentally friendly use period: unlimited = EFUP-e
	No hazardous substances above threshold values

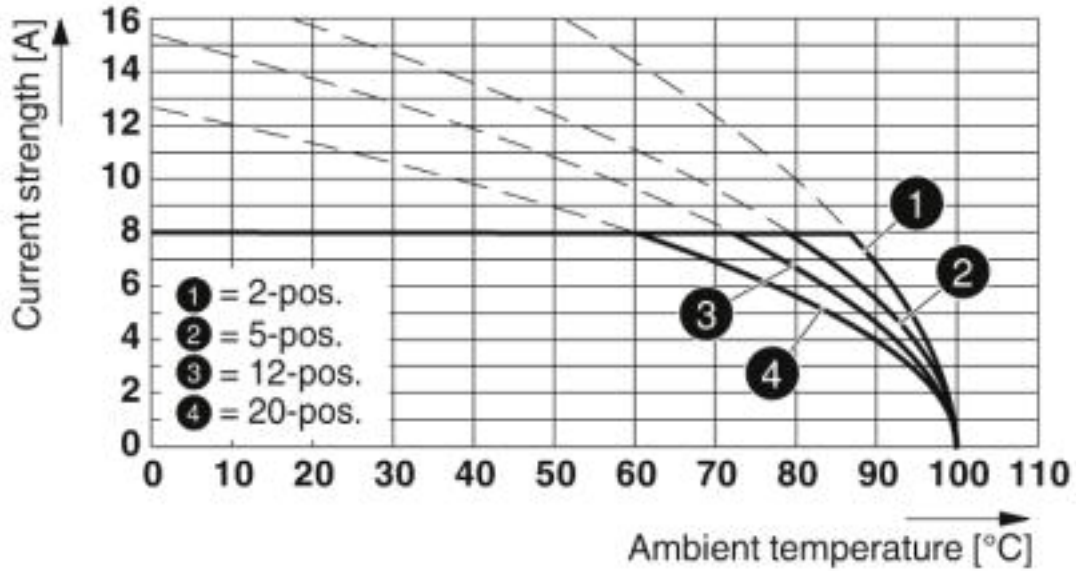
Drawings

Diagram



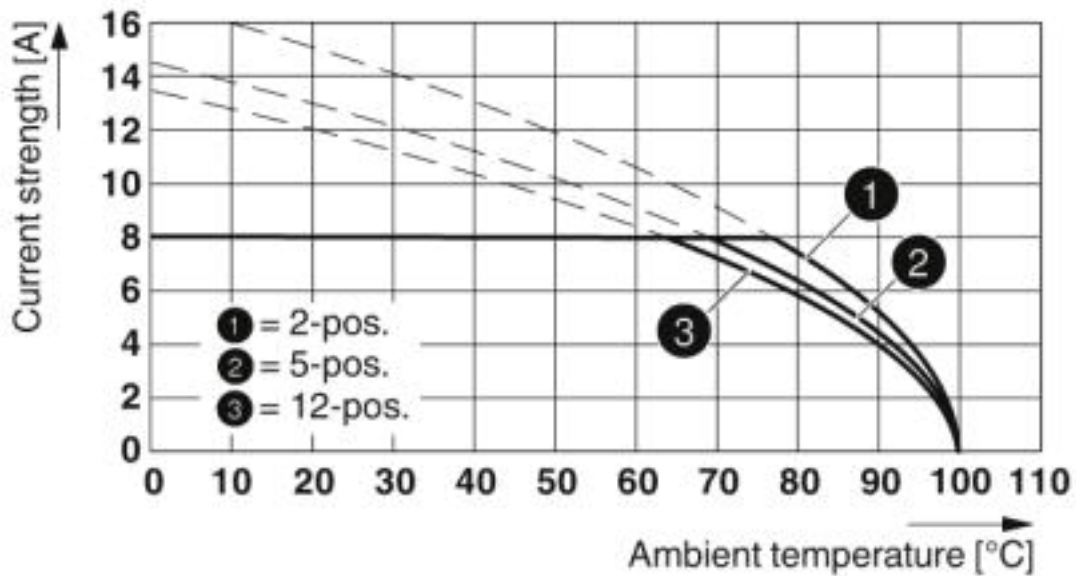
Printed-circuit board connector - FMC 1,5/ 9-ST-3,5 - 1952335

Diagram



Type: FMC 1,5/...-ST-3,5 with MCV 1,5/...-G-3,5 P... THR

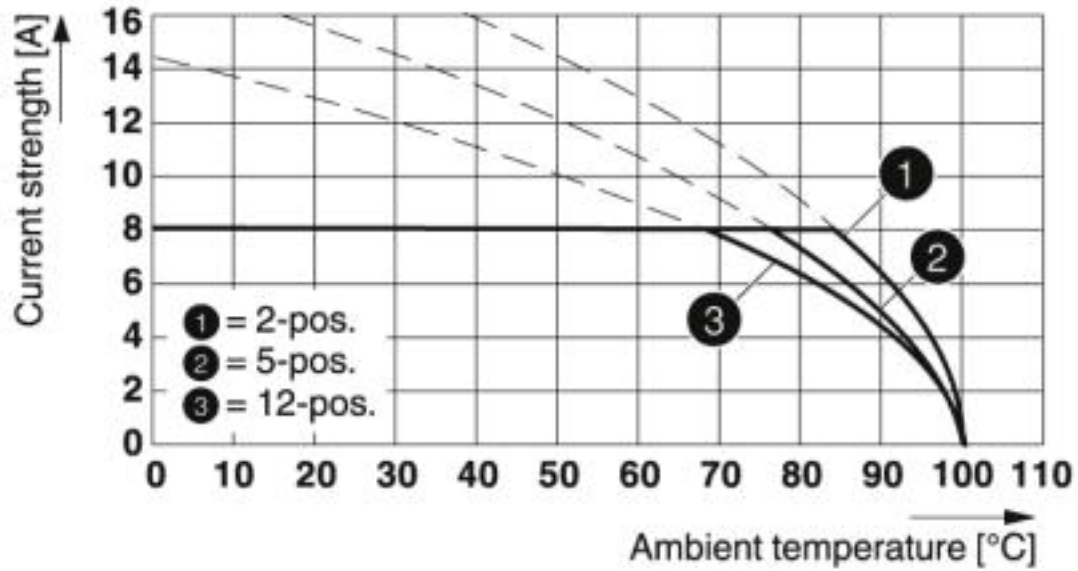
Diagram



Type: FMC 1,5/...-ST-3,5 with IFMC 1,5/...-ST-3,5

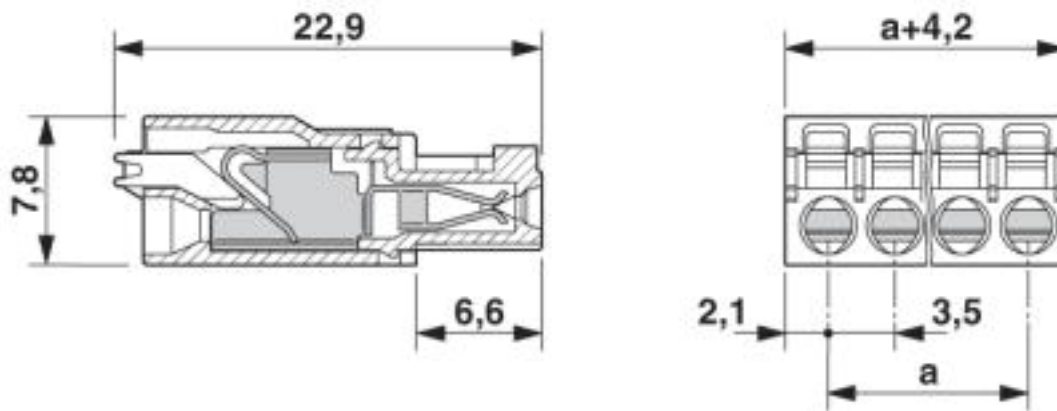
Printed-circuit board connector - FMC 1,5/ 9-ST-3,5 - 1952335

Diagram



Type: FMC 1,5/...-ST-3,5 with MC 1,5/...-G-3,5 P26 THR

Dimensional drawing



Classifications

eCl@ss

eCl@ss 4.0	27260700
eCl@ss 4.1	27260700
eCl@ss 5.0	27260700
eCl@ss 5.1	27260700
eCl@ss 6.0	27260700

Printed-circuit board connector - FMC 1,5/ 9-ST-3,5 - 1952335

Classifications

eCl@ss

eCl@ss 7.0	27440309
eCl@ss 8.0	27440309
eCl@ss 9.0	27440309

ETIM

ETIM 3.0	EC001121
ETIM 4.0	EC002638
ETIM 5.0	EC002638
ETIM 6.0	EC002638
ETIM 7.0	EC002638

UNSPSC

UNSPSC 6.01	30211810
UNSPSC 7.0901	39121409
UNSPSC 11	39121409
UNSPSC 12.01	39121409
UNSPSC 13.2	39121409

Approvals


Approvals

Approvals

IECEE CB Scheme / VDE Gutachten mit Fertigungsüberwachung / EAC / cULus Recognized

Ex Approvals

Approval details

IECEE CB Scheme		http://www.iecee.org/	DE1-60987-B1B2
Nominal voltage UN	160 V		
Nominal current IN	8 A		
mm ² /AWG/kcmil	0.2-1.5		

Printed-circuit board connector - FMC 1,5/ 9-ST-3,5 - 1952335

Approvals

VDE Gutachten mit Fertigungsüberwachung		http://www2.vde.com/de/Institut/Online-Service/ VDE-gepruefteProdukte/Seiten/Online-Suche.aspx	40011723
Nominal voltage UN		160 V	
Nominal current IN		8 A	
mm ² /AWG/kcmil		0.2-1.5	

EAC		B.01742
-----	--	---------

cULus Recognized		http://database.ul.com/cgi-bin/XYV/template/LISEXT/1FRAME/index.htm	E60425-19920306
	B	C	
Nominal voltage UN	150 V	50 V	
Nominal current IN	8 A	8 A	
mm ² /AWG/kcmil	24-16	24-16	

Accessories

Accessories

Crimping tool

Crimping pliers - CRIMPFOX 6 - 1212034



Crimping pliers, for ferrules without insulating collar according to DIN 46228 Part 1 and ferrules with insulating collar according to DIN 46228 Part 4, 0.25 mm² ... 6.0 mm², lateral entry, trapezoidal crimp

Labeled terminal marker

Marker card - SK 3,5/2,8:FORTL.ZAHLEN - 0804073



Marker card, Card, white, labeled, Horizontal: consecutive numbers 1 ... 10, 11 ... 20, etc. up to 91 ... 99, mounting type: adhesive, for terminal block width: 3.5 mm, lettering field size: 3.5 x 2.8 mm

Printed-circuit board connector - FMC 1,5/ 9-ST-3,5 - 1952335

Accessories

Marker pen

Marker pen - B-STIFT - 1051993



Marker pen, for manual labeling of unprinted Zack strips, smear-proof and waterproof, line thickness 0.5 mm

Screwdriver tools

Screwdriver - SZS 0,4X2,5 VDE - 1205037



Screwdriver, slot-headed, VDE insulated, size: 0.4 x 2.5 x 80 mm, 2-component grip, with non-slip grip

Terminal marking

Marker card - SK U/2,8 WH:UNBEDRUCKT - 0803883



Marker card, Sheet, white, unlabeled, can be labeled with: PLOTMARK, CMS-P1-PLOTTER, Office printing systems, mounting type: adhesive, for terminal block width: 210 mm, lettering field size: 186 x 2.8 mm, Number of individual labels: 3600

Additional products

Printed-circuit board connector - MCV 1,5/ 9-G-3,5 P20 THRR56 - 1781023



PCB headers, nominal current: 8 A, number of positions: 9, pitch: 3.5 mm, color: black, contact surface: Tin, mounting: THR soldering, User information and design recommendations for through hole reflow technology can be found under "Downloads"

Printed-circuit board connector - FMC 1,5/ 9-ST-3,5 - 1952335

Accessories

Printed-circuit board connector - MC 1,5/ 9-G-3,5 P26 THR - 1788644

PCB headers, nominal current: 8 A, number of positions: 9, pitch: 3.5 mm, color: black, contact surface: Tin, mounting: THR soldering



Printed-circuit board connector - MC 1,5/ 9-G-3,5 P26 THRR56 - 1788657

PCB headers, nominal current: 8 A, number of positions: 9, pitch: 3.5 mm, color: black, contact surface: Tin, mounting: THR soldering



Printed-circuit board connector - MC 1,5/ 9-G-3,5 P20 THRR56 - 1788877

PCB headers, nominal current: 8 A, number of positions: 9, pitch: 3.5 mm, color: black, contact surface: Tin, mounting: THR soldering



Printed-circuit board connector - MC 1,5/ 9-G-3,5 P14 THR - 1789083

PCB headers, nominal current: 8 A, number of positions: 9, pitch: 3.5 mm, color: black, contact surface: Tin, mounting: THR soldering



Printed-circuit board connector - MCV 1,5/ 9-G-3,5 - 1843677

PCB headers, nominal current: 8 A, number of positions: 9, pitch: 3.5 mm, color: green, contact surface: Tin, mounting: Wave soldering



Printed-circuit board connector - FMC 1,5/ 9-ST-3,5 - 1952335

Accessories

Feed-through header - MC 1,5/ 9-G-3,5 - 1844281

PCB headers, nominal current: 8 A, number of positions: 9, pitch: 3.5 mm, color: green, contact surface: Tin, mounting: Wave soldering



Feed-through header - EMC 1,5/ 9-G-3,5 - 1897160

PCB headers, nominal current: 8 A, number of positions: 9, pitch: 3.5 mm, color: green, contact surface: Tin, mounting: Press-in technology



Feed-through header - EMCV 1,5/ 9-G-3,5 - 1911088

PCB headers, nominal current: 8 A, number of positions: 9, pitch: 3.5 mm, color: green, contact surface: Tin, mounting: Press-in technology



Feed-through header - MC 1,5/ 9-G-3,5 THT - 1937567

PCB headers, number of positions: 9, pitch: 3.5 mm, color: black, User information and design recommendations for through hole reflow technology can be found under "Downloads"



Feed-through header - MCV 1,5/ 9-G-3,5 THT - 1937677

PCB headers, number of positions: 9, pitch: 3.5 mm, color: black, User information and design recommendations for through hole reflow technology can be found under "Downloads"



Printed-circuit board connector - FMC 1,5/ 9-ST-3,5 - 1952335

Accessories

Feed-through header - MCV 1,5/ 9-G-3,5 THT-R56 - 1951051



PCB headers, number of positions: 9, pitch: 3.5 mm, color: black, User information and design recommendations for through hole reflow technology can be found under "Downloads"

Printed-circuit board connector - MCDNV 1,5/ 9-G1-3,5 P26THR - 1952856



PCB headers, nominal current: 8 A, number of positions: 9, pitch: 3.5 mm, color: black, contact surface: Tin, mounting: THR soldering, The pin length is 26 mm. User information and design recommendations on Through Hole Reflow Technology can be found at: [http: "Downloads"](#).

Printed-circuit board connector - MCDNV 1,5/ 9-G1-3,5 P14THR - 1953075



PCB headers, nominal current: 8 A, number of positions: 9, pitch: 3.5 mm, color: black, contact surface: Tin, mounting: THR soldering, The pin length is 1.4 mm. User information and design recommendations on Through Hole Reflow Technology can be found at: [Downloads"](#).

Feed-through header - MCDN 1,5/ 9-G1-3,5 P26THR - 1953787



PCB headers, nominal current: 8 A, number of positions: 9, pitch: 3.5 mm, color: black, contact surface: Tin, mounting: THR soldering, The pin length is 2.6 mm. User information and design recommendations on Through Hole Reflow Technology can be found at: ["Downloads"](#)

Feed-through header - MCDN 1,5/ 9-G1-3,5 P14THR - 1953981



PCB headers, nominal current: 8 A, number of positions: 9, pitch: 3.5 mm, color: black, contact surface: Tin, mounting: THR soldering, The pin length is 1.4 mm. User information and design recommendations on Through Hole Reflow Technology can be found at: [Downloads"](#).

Printed-circuit board connector - FMC 1,5/ 9-ST-3,5 - 1952335

Accessories

Feed-through header - MC 1,5/ 9-G-3,5 THT-R56 - 1996731



PCB headers, number of positions: 9, pitch: 3.5 mm, color: black, User information and design recommendations for through hole reflow technology can be found under "Downloads"

Feed-through header - MCV 1,5/ 9-GF-3,5 THT-R72 - 1996841



PCB headers, number of positions: 9, pitch: 3.5 mm, color: black, User information and design recommendations for through hole reflow technology can be found under "Downloads"
