

## Printed-circuit board connector - MSTB 2,5 HC/ 7-STF-5,08 - 1912236

Please be informed that the data shown in this PDF Document is generated from our Online Catalog. Please find the complete data in the user's documentation. Our General Terms of Use for Downloads are valid (<http://phoenixcontact.com/download>)

PCB connector, nominal current: 16 A, number of positions: 7, pitch: 5.08 mm, connection method: Screw connection with tension sleeve, color: green, contact surface: Tin




The figure shows a 10-position version of the product

### Your advantages

- ✓ Well-known connection principle allows worldwide use
- ✓ Low temperature rise, thanks to maximum contact force
- ✓ Allows connection of two conductors
- ✓ Integrated double steel spring provides additional safety in the event of temperature and power fluctuations
- ✓ Screwable flange for superior mechanical stability



### Key Commercial Data

|                                      |   |
|--------------------------------------|---|
| Packing unit                         | 1 pc  |
| Minimum order quantity               | 50 pc   |
| GTIN                                 | <br>4 017918 191382 |
| GTIN                                 | 4017918191382   |
| Weight per Piece (excluding packing) | 13.430 g  |
| Custom tariff number                 | 85366990  |
| Country of origin                    | Germany   |

### Technical data

#### Dimensions

|              |          |
|--------------|----------|
| Length [ l ] | 18.2 mm  |
| Width [ w ]  | 44.96 mm |
| Height [ h ] | 15 mm    |

# Printed-circuit board connector - MSTB 2,5 HC/ 7-STF-5,08 - 1912236

## Technical data

### Dimensions

|             |          |
|-------------|----------|
| Pitch       | 5.08 mm  |
| Dimension a | 30.48 mm |

### General

|  |                                      |
|--|--------------------------------------|
| Range of articles                      | MSTB 2,5 HC/...STF                   |
| Number of positions                    | 7                                    |
| Connection method                      | Screw connection with tension sleeve |
| Insulating material group              | I                                    |
| Rated surge voltage (III/3)            | 4 kV                                 |
| Rated surge voltage (III/2)            | 4 kV                                 |
| Rated surge voltage (II/2)             | 4 kV                                 |
| Rated voltage (III/3)                  | 250 V                                |
| Rated voltage (III/2)                  | 320 V                                |
| Rated voltage (II/2)                   | 630 V                                |
| Connection in acc. with standard       | EN-VDE                               |
| Nominal current $I_N$                  | 16 A (see derating curve)            |
| Nominal cross section                  | 2.5 mm <sup>2</sup>                  |
| Maximum load current                   | 16 A                                 |
| Insulating material                    | PA                                   |
| Flammability rating according to UL 94 | V0                                   |
| Internal cylindrical gage              | A3                                   |
| Stripping length                       | 7 mm                                 |
| Screw thread                           | M3                                   |
| Tightening torque, min                 | 0.5 Nm                               |
| Tightening torque max                  | 0.6 Nm                               |

### Connection data

|  |                      |
|--|----------------------|
| Conductor cross section solid min.   | 0.2 mm <sup>2</sup>  |
| Conductor cross section solid max.   | 2.5 mm <sup>2</sup>  |
| Conductor cross section flexible min.                                      | 0.2 mm <sup>2</sup>  |
| Conductor cross section flexible max.                                      | 2.5 mm <sup>2</sup>  |
| Conductor cross section flexible, with ferrule without plastic sleeve min. | 0.25 mm <sup>2</sup> |
| Conductor cross section flexible, with ferrule without plastic sleeve max. | 2.5 mm <sup>2</sup>  |
| Conductor cross section flexible, with ferrule with plastic sleeve min.    | 0.25 mm <sup>2</sup> |
| Conductor cross section flexible, with ferrule with plastic sleeve max.    | 2.5 mm <sup>2</sup>  |
| Conductor cross section AWG min.   | 24                   |
| Conductor cross section AWG max.   | 12                   |
| 2 conductors with same cross section, solid min.                           | 0.2 mm <sup>2</sup>  |

## Printed-circuit board connector - MSTB 2,5 HC/ 7-STF-5,08 - 1912236

### Technical data

#### Connection data

|   |                      |
|---|----------------------|
| 2 conductors with same cross section, solid max.  | 1 mm <sup>2</sup>    |
| 2 conductors with same cross section, stranded min.                                     | 0.2 mm <sup>2</sup>  |
| 2 conductors with same cross section, stranded max.                                     | 1.5 mm <sup>2</sup>  |
| 2 conductors with same cross section, stranded, ferrules without plastic sleeve, min.   | 0.25 mm <sup>2</sup> |
| 2 conductors with same cross section, stranded, ferrules without plastic sleeve, max.   | 1 mm <sup>2</sup>    |
| 2 conductors with same cross section, stranded, TWIN ferrules with plastic sleeve, min. | 0.5 mm <sup>2</sup>  |
| 2 conductors with same cross section, stranded, TWIN ferrules with plastic sleeve, max. | 1.5 mm <sup>2</sup>  |
| Minimum AWG according to UL/CUL   | 30                   |
| Maximum AWG according to UL/CUL   | 12                   |

#### Standards and Regulations

|  |        |
|--|--------|
| Connection in acc. with standard       | EN-VDE |
|  | CUL    |
| Flammability rating according to UL 94 | V0     |

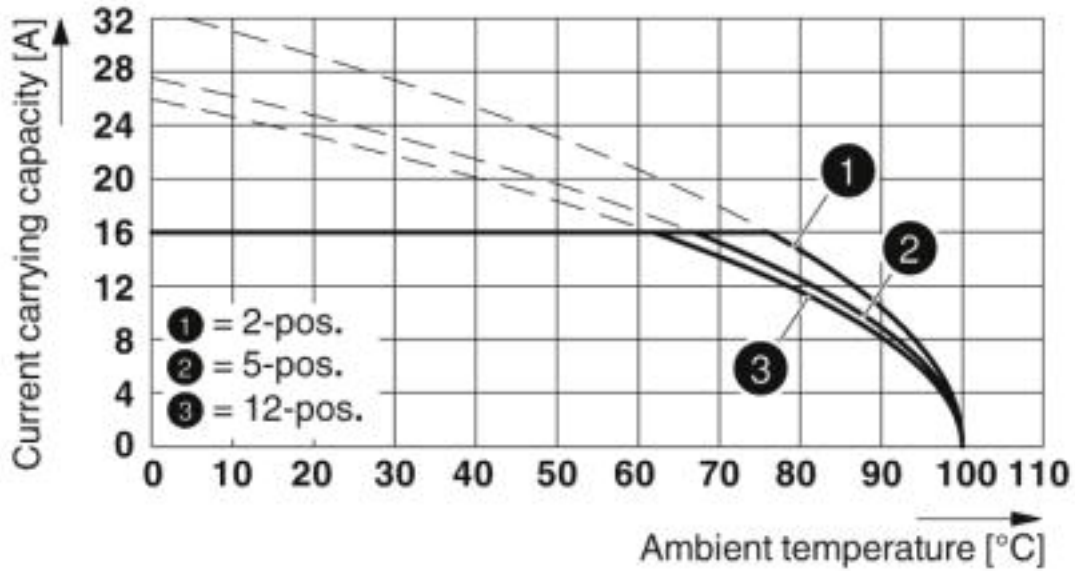
#### Environmental Product Compliance

|            |   |
|------------|---|
|            | Lead 7439-92-1  |
| China RoHS | Environmentally Friendly Use Period = 50  |
|            | For details about hazardous substances go to tab "Downloads", Category "Manufacturer's declaration" |

### Drawings

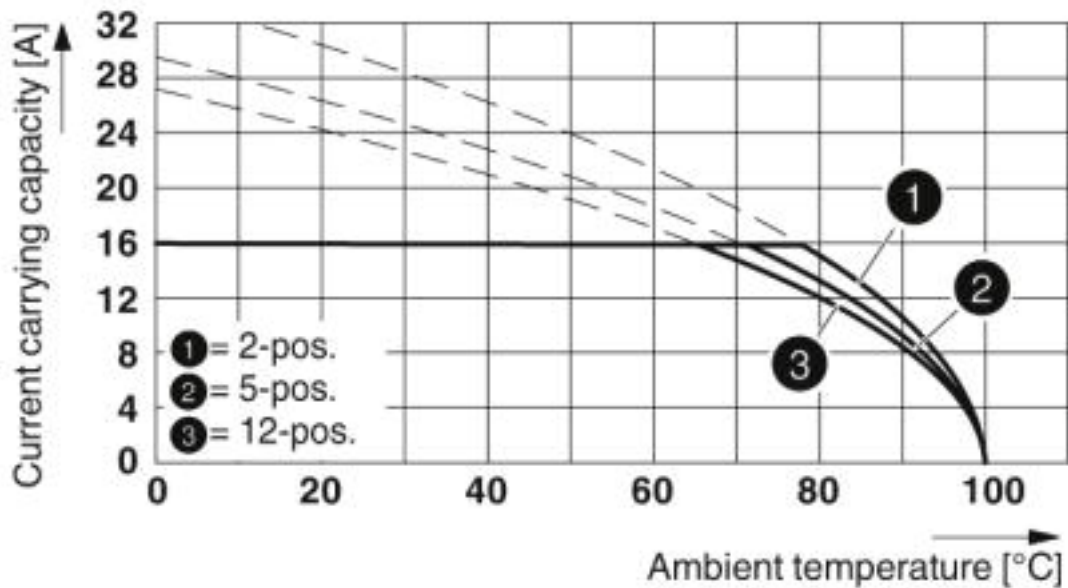
# Printed-circuit board connector - MSTB 2,5 HC/ 7-STF-5,08 - 1912236

Diagram



Derating curve for: MSTB 2,5 HC/...ST with MSTBA 2,5 HC/...G

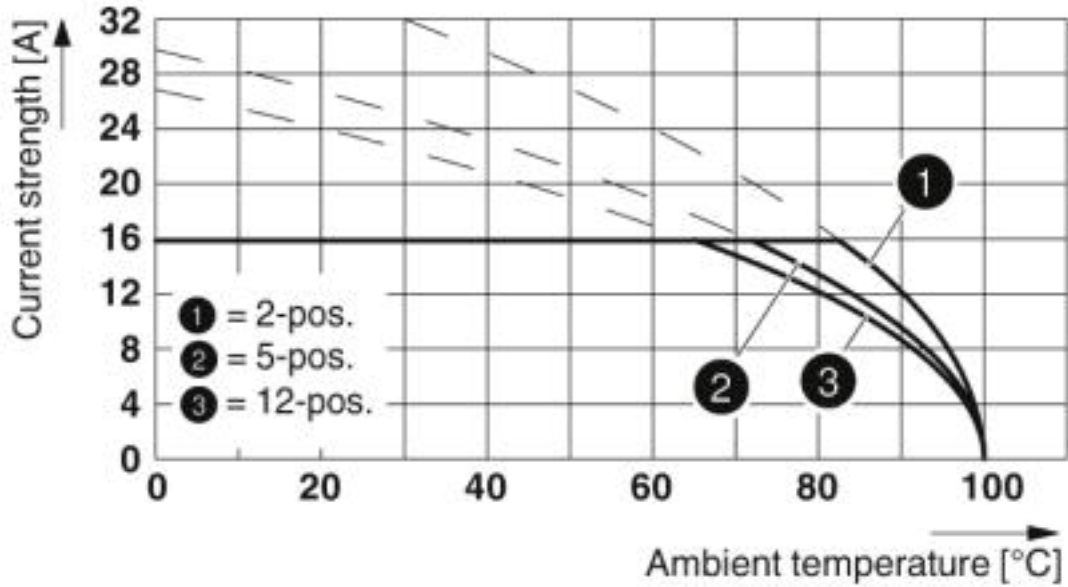
Diagram



Derating curve for: MSTB 2,5 HC/...ST with MSTBVA 2,5 HC/...G

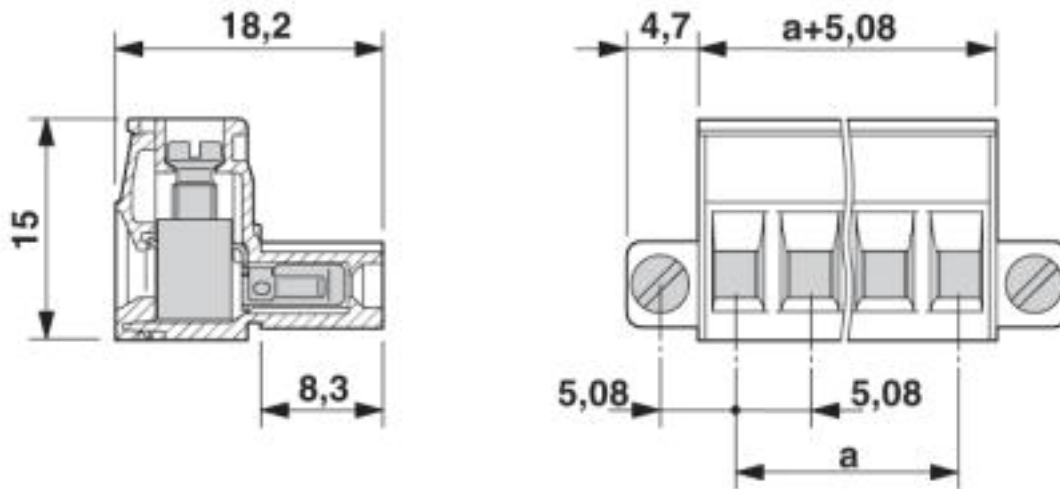
# Printed-circuit board connector - MSTB 2,5 HC/ 7-STF-5,08 - 1912236

Diagram



Derating curve for: MSTB 2,5 HC/...STF-5,08 with CCV 2,5/...GF-5,08 P26THR

Dimensional drawing



## Classifications

eCl@ss

|            |          |
|------------|----------|
| eCl@ss 4.0 | 27260700 |
| eCl@ss 4.1 | 27260700 |

# Printed-circuit board connector - MSTB 2,5 HC/ 7-STF-5,08 - 1912236

## Classifications

### eCl@ss

|            |          |
|------------|----------|
| eCl@ss 5.0 | 27260700 |
| eCl@ss 5.1 | 27260700 |
| eCl@ss 6.0 | 27260700 |
| eCl@ss 7.0 | 27440309 |
| eCl@ss 8.0 | 27440309 |
| eCl@ss 9.0 | 27440309 |

### ETIM

|          |          |
|----------|----------|
| ETIM 3.0 | EC001121 |
| ETIM 4.0 | EC002638 |
| ETIM 5.0 | EC002638 |
| ETIM 6.0 | EC002638 |
| ETIM 7.0 | EC002638 |

### UNSPSC

|               |          |
|---------------|----------|
| UNSPSC 6.01   | 30211810 |
| UNSPSC 7.0901 | 39121409 |
| UNSPSC 11     | 39121409 |
| UNSPSC 12.01  | 39121409 |
| UNSPSC 13.2   | 39121409 |

## Approvals


### Approvals

#### Approvals

IECEE CB Scheme / EAC / cULus Recognized / VDE Zeichengenehmigung

#### Ex Approvals


### Approval details


|                    |   |   |                |
|--------------------|---|---|----------------|
| IECEE CB Scheme    |  | <a href="http://www.iecee.org/">http://www.iecee.org/</a> | DE1-60988-B1B2 |
| Nominal voltage UN | 250 V   |   |                |


# Printed-circuit board connector - MSTB 2,5 HC/ 7-STF-5,08 - 1912236

## Approvals

|                                |         |
|--------------------------------|---------|
| Nominal current I <sub>N</sub> | 16 A    |
| mm <sup>2</sup> /AWG/kcmil     | 0.2-2.5 |

|     |   |         |
|-----|---|---------|
| EAC |  | B.01742 |
|-----|---|---------|

|                                |   |   |                 |
|--------------------------------|---|---|-----------------|
| cULus Recognized               |  | <a href="http://database.ul.com/cgi-bin/XYV/template/LISEXT/1FRAME/index.htm">http://database.ul.com/cgi-bin/XYV/template/LISEXT/1FRAME/index.htm</a> | E60425-19931011 |
|                                | B   | D   |                 |
| Nominal voltage U <sub>N</sub> | 300 V   | 150 V   |                 |
| Nominal current I <sub>N</sub> | 16 A  | 15 A  |                 |
| mm <sup>2</sup> /AWG/kcmil     | 30-12   | 30-12   |                 |

|                                |   |   |          |
|--------------------------------|---|---|----------|
| VDE Zeichengenehmigung         |  | <a href="http://www2.vde.com/de/Institut/Online-Service/VDE-gepruefteProdukte/Seiten/Online-Suche.aspx">http://www2.vde.com/de/Institut/Online-Service/VDE-gepruefteProdukte/Seiten/Online-Suche.aspx</a> | 40050079 |
| Nominal voltage U <sub>N</sub> | 250 V   |   |          |
| Nominal current I <sub>N</sub> | 16 A  |   |          |
| mm <sup>2</sup> /AWG/kcmil     | 0.2-2.5   |   |          |

## Accessories

Accessories

Bridge

Insertion bridge - EBP 2- 5 - 1733169



Coding element

## Printed-circuit board connector - MSTB 2,5 HC/ 7-STF-5,08 - 1912236

### Accessories

Coding profile - CP-MSTB - 1734634

Coding profile, is inserted into the slot on the plug or inverted header, red insulating material



---

### Labeled terminal marker

Marker card - SK 5,08/3,8:FORTL.ZAHLEN - 0804293



Marker card, Card, white, labeled, Horizontal: consecutive numbers 1 ... 10, 11 ... 20, etc. up to 91 ... (99)100, mounting type: adhesive, for terminal block width: 5.08 mm, lettering field size: 5.08 x 3.8 mm

Marker card - SK 3,8 REEL P5,08 WH CUS - 0825125



Marker card, can be ordered: By card, white, labeled according to customer specifications, mounting type: adhesive, for terminal block width: 5.08 mm, lettering field size: continuous x 3.8 mm

---

### Screwdriver tools

Screwdriver - SZS 0,6X3,5 - 1205053



Actuation tool, for ST terminal blocks, insulated, also suitable for use as a bladed screwdriver, size: 0.6 x 3.5 x 100 mm, 2-component grip, with non-slip grip

---

### Terminal marking



## Printed-circuit board connector - MSTB 2,5 HC/ 7-STF-5,08 - 1912236

### Accessories

Marker card - SK U/3,8 WH:UNBEDRUCKT - 0803906



Marker card, Sheet, white, unlabeled, can be labeled with: PLOTMARK, CMS-P1-PLOTTER, Office printing systems, mounting type: adhesive, for terminal block width: 210 mm, lettering field size: 186 x 3.8 mm, Number of individual labels: 1440

Marker strip - SK 3,8 WH:REEL - 0805218



Marker strip, Roll, white, unlabeled, can be labeled with: THERMOMARK ROLL 2.0, THERMOMARK ROLL, THERMOMARK ROLL X1, THERMOMARK ROLLMASTER 300/600, THERMOMARK X1.2, mounting type: adhesive, for terminal block width: 90000 mm, lettering field size: continuous x 3.8 mm, Number of individual labels: 210000

### Additional products

PCB connector - MSTB 2,5 HC/ 7-GF-5,08 - 1924130



PCB headers, nominal current: 16 A, number of positions: 7, pitch: 5.08 mm, color: green, contact surface: Tin, mounting: Wave soldering

Feed-through header - MSTBV 2,5 HC/ 7-GF-5,08 - 1924570



PCB headers, nominal current: 16 A, number of positions: 7, pitch: 5.08 mm, color: green, contact surface: Tin, mounting: Wave soldering