

Printed-circuit board connector - FK-MC 0,5/ 4-ST-2,5 - 1881341

Please be informed that the data shown in this PDF Document is generated from our Online Catalog. Please find the complete data in the user's documentation. Our General Terms of Use for Downloads are valid (<http://phoenixcontact.com/download>)

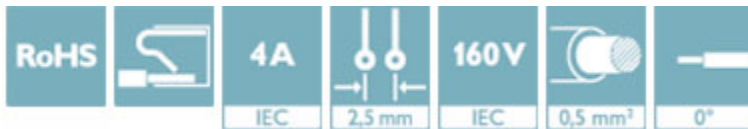
PCB connector, nominal current: 4 A, number of positions: 4, pitch: 2.5 mm, connection method: Push-in spring connection, color: green, contact surface: Tin




The figure shows a 10-position version of the product

Your advantages

- ✓ Time saving push-in connection, tools not required
- ✓ Defined contact force ensures that contact remains stable over the long term
- ✓ Intuitive use through colour coded actuation lever
- ✓ Operation and conductor connection from one direction enable integration into front of device
- ✓ Quick and convenient testing using integrated test option



Key Commercial Data

Packing unit	1 pc
Minimum order quantity	50 pc
GTIN	 4 017918 156596
GTIN	4017918156596
Weight per Piece (excluding packing)	2.750 g
Custom tariff number	85366990
Country of origin	Germany

Technical data

Dimensions

Length [l]	19.05 mm
Width [w]	10.6 mm
Height [h]	11.75 mm

Printed-circuit board connector - FK-MC 0,5/ 4-ST-2,5 - 1881341

Technical data

Dimensions

Pitch	2.5 mm
Dimension a	7.5 mm

General

Range of articles	FK-MC 0,5/...-ST
Insulating material group	I
Rated surge voltage (III/3)	1.5 kV
Rated surge voltage (III/2)	2.5 kV
Rated surge voltage (II/2)	2.5 kV
Rated voltage (III/2)	160 V
Rated voltage (II/2)	320 V
Connection in acc. with standard	EN-VDE
Nominal current I_N	4 A
Nominal voltage U_N	100 V
Nominal cross section	0.5 mm ²
Insulating material	PA
Flammability rating according to UL 94	V0
Stripping length	8 mm
Number of positions	4

Connection data

Conductor cross section solid min.	0.14 mm ²
Conductor cross section solid max.	0.5 mm ²
Conductor cross section flexible min.	0.14 mm ²
Conductor cross section flexible max.	0.5 mm ²
Conductor cross section flexible, with ferrule without plastic sleeve min.	0.25 mm ²
Conductor cross section flexible, with ferrule without plastic sleeve max.	0.5 mm ²
Conductor cross section AWG min.	26
Conductor cross section AWG max.	20
Minimum AWG according to UL/CUL	28
Maximum AWG according to UL/CUL	20

Standards and Regulations

Connection in acc. with standard	EN-VDE
	CUL
Flammability rating according to UL 94	V0

Ambient conditions

Ambient temperature (storage/transport)	-40 °C ... 70 °C
---	------------------

Printed-circuit board connector - FK-MC 0,5/ 4-ST-2,5 - 1881341

Technical data

Ambient conditions

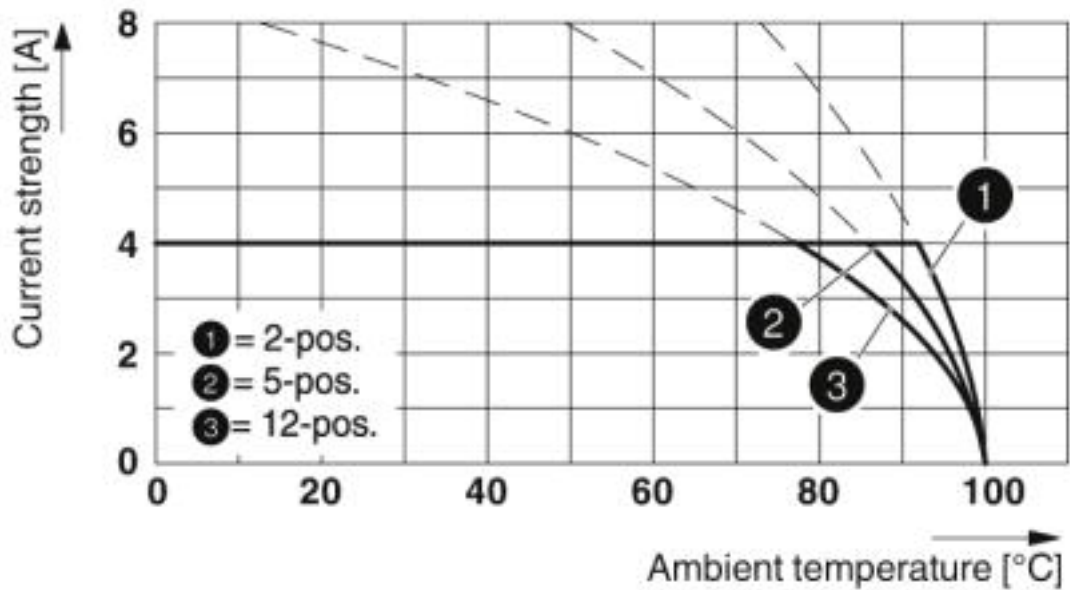
Ambient temperature (assembly)	-5 °C ... 100 °C
Ambient temperature (operation)	-40 °C (dependent on the derating curve)

Environmental Product Compliance

China RoHS	Environmentally friendly use period: unlimited = EFUP-e
	No hazardous substances above threshold values

Drawings

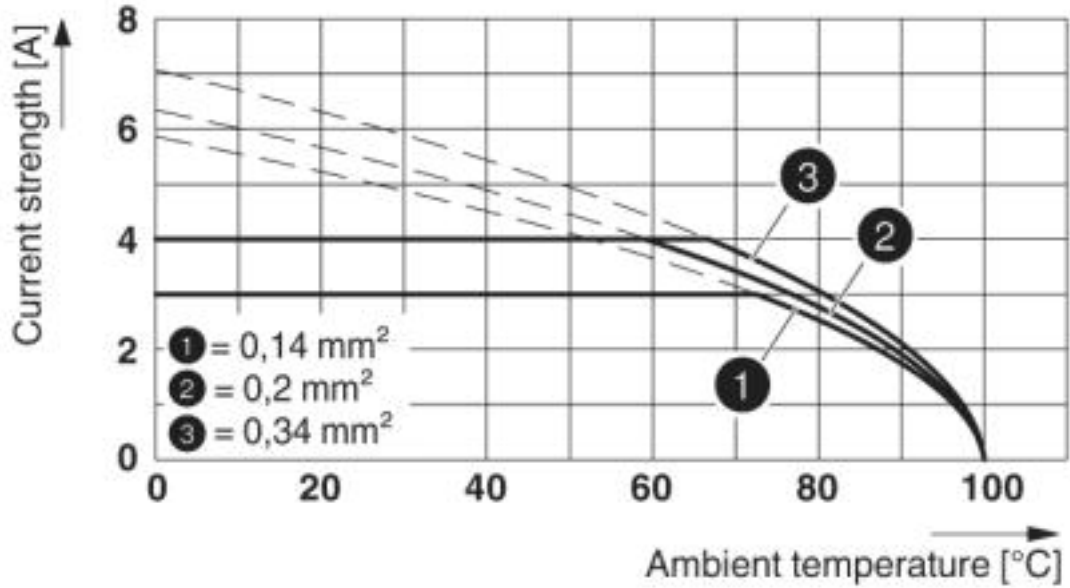
Diagram



Type: FK-MC 0,5/...-ST-2,5 with MC 0,5/...-G-2,5

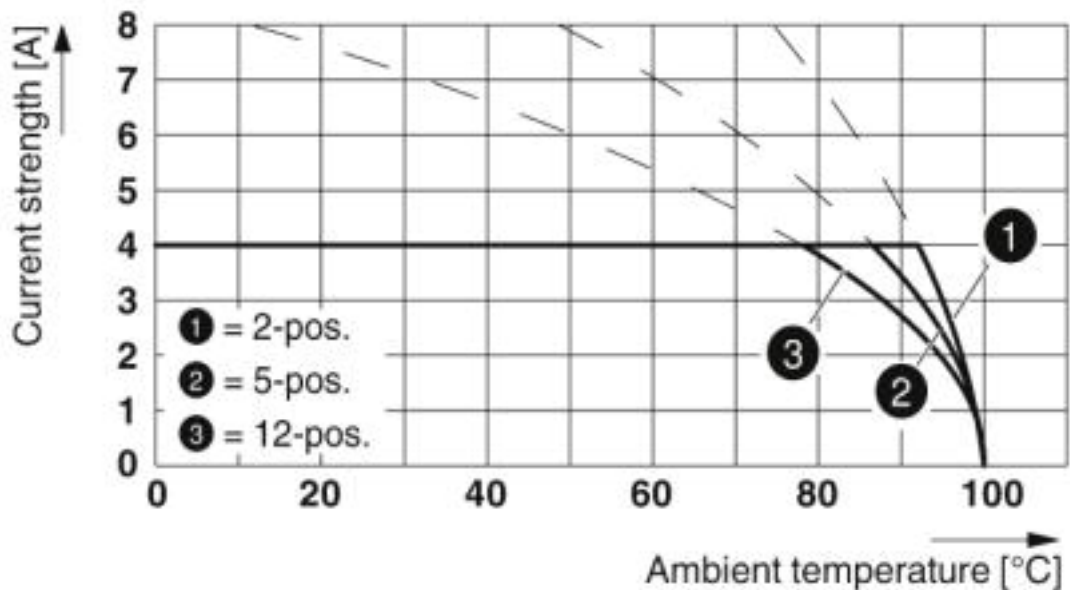
Printed-circuit board connector - FK-MC 0,5/ 4-ST-2,5 - 1881341

Diagram



Type: FK-MC 0,5/...-ST-2,5 with MC 0,5/...-G-2,5

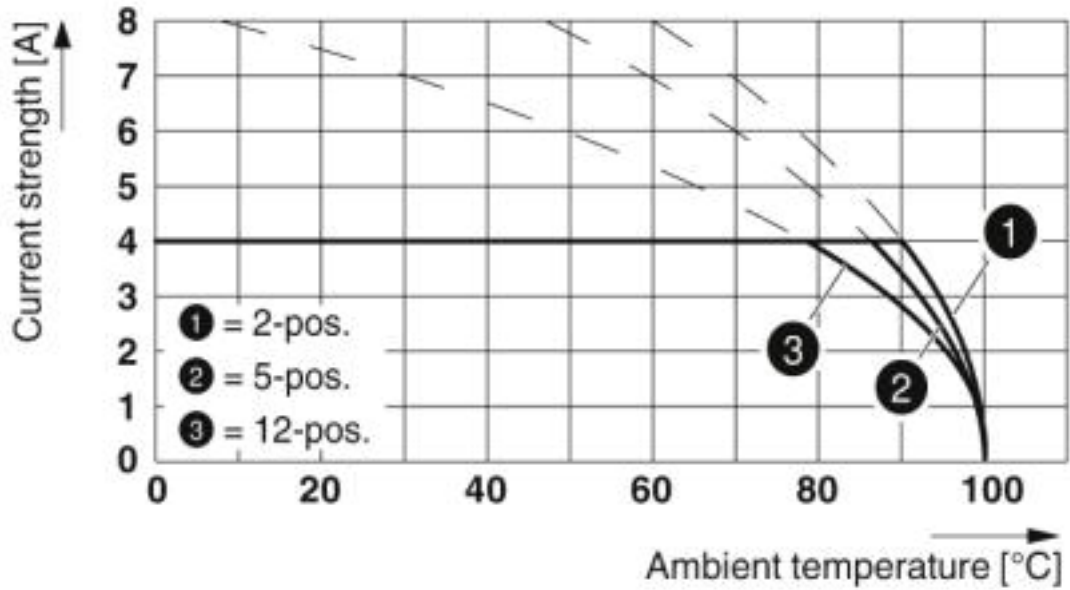
Diagram



Type: FK-MC 0,5/...-ST-2,5 with MCV 0,5/...-G-2,5 THT

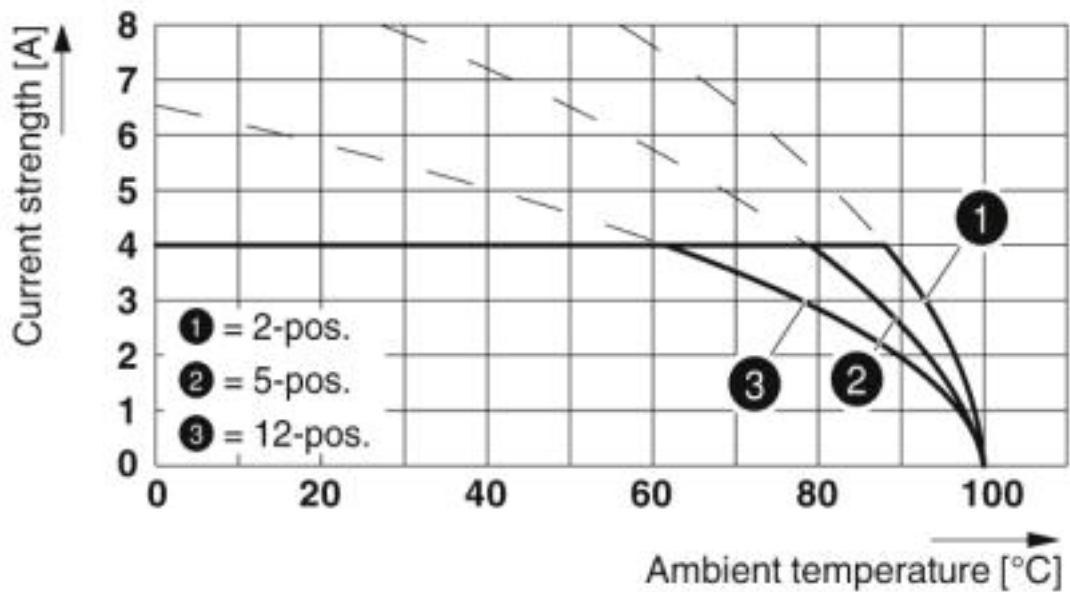
Printed-circuit board connector - FK-MC 0,5/ 4-ST-2,5 - 1881341

Diagram



Type: FK-MC 0,5/...-ST-2,5 with MC 0,5/...-G-2,5 THT

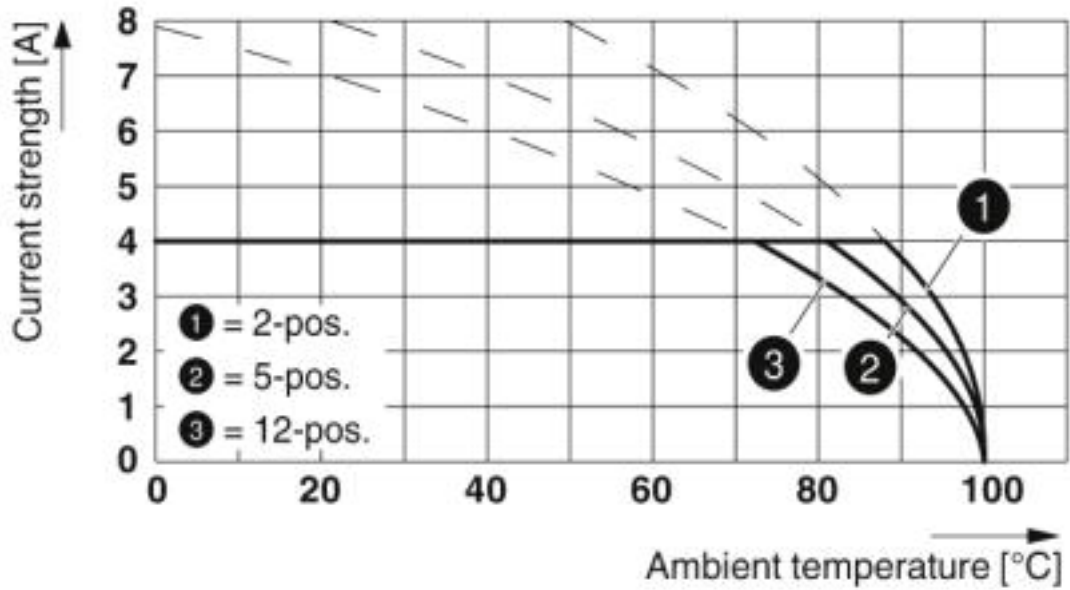
Diagram



Type: FK-MC 0,5/...-ST-2,5 with MCD 0,5/...-G1-2,5

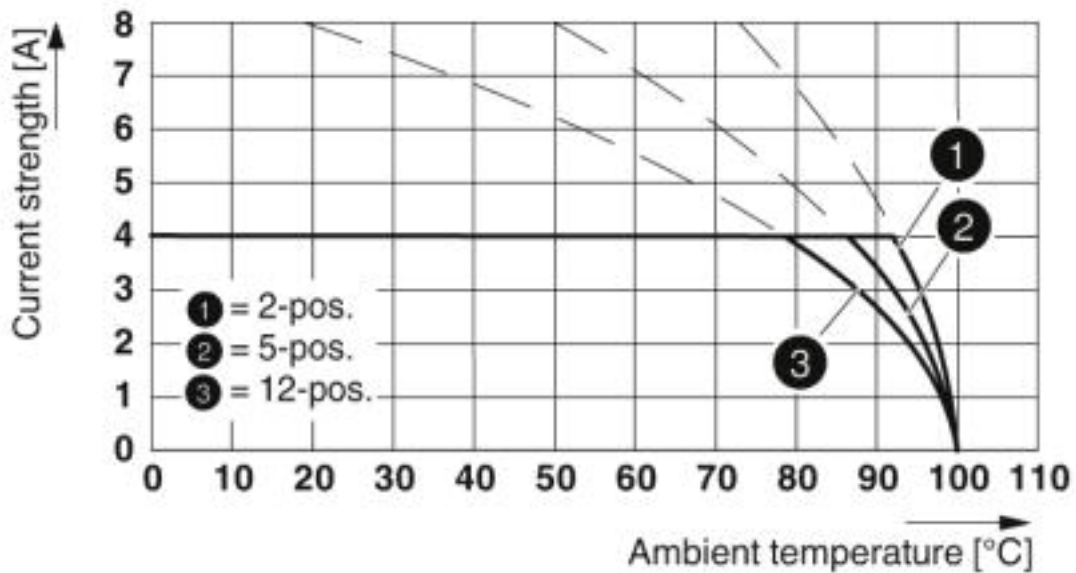
Printed-circuit board connector - FK-MC 0,5/ 4-ST-2,5 - 1881341

Diagram



Type: FK-MC 0,5/...-ST-2,5 with MCDV 0,5/...-G1-2,5

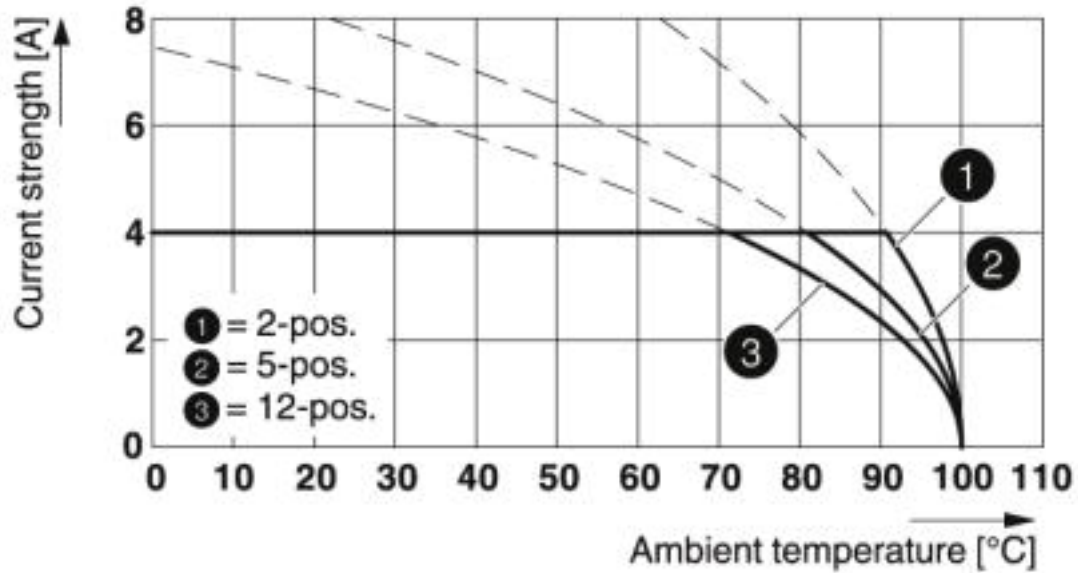
Diagram



Type: FK-MC 0,5/...-ST-2,5 with MCV 0,5/...-G-2,5

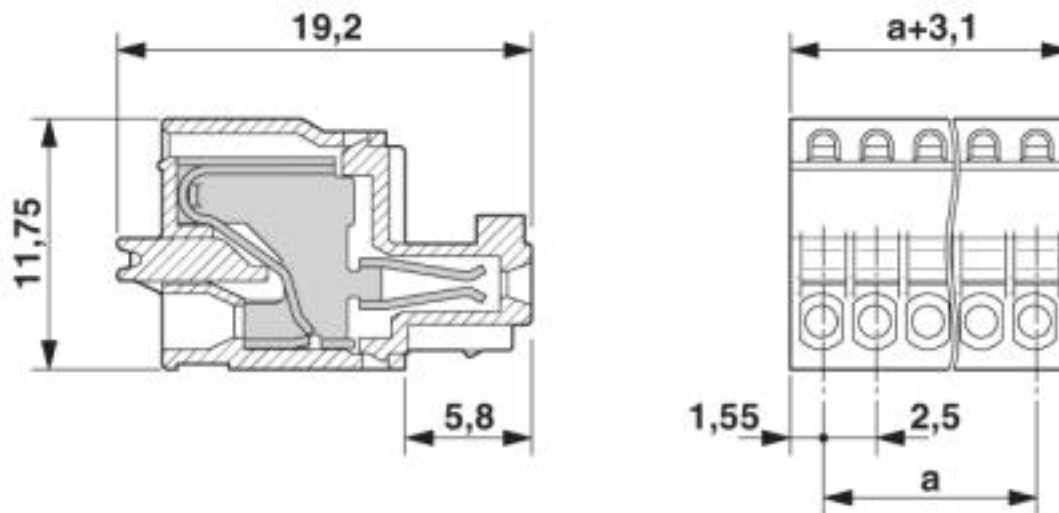
Printed-circuit board connector - FK-MC 0,5/ 4-ST-2,5 - 1881341

Diagram



Type: FK-MC 0,5/...-ST-2,5 with MCD 0,5/...-G1-2,5 HT BK

Dimensional drawing



Classifications

eCl@ss

eCl@ss 4.0	27260700
eCl@ss 4.1	27260700

Printed-circuit board connector - FK-MC 0,5/ 4-ST-2,5 - 1881341

Classifications

eCl@ss

eCl@ss 5.0	27260700
eCl@ss 5.1	27260700
eCl@ss 6.0	27260700
eCl@ss 7.0	27440309
eCl@ss 8.0	27440309
eCl@ss 9.0	27440309

ETIM

ETIM 3.0	EC001121
ETIM 4.0	EC002638
ETIM 5.0	EC002638
ETIM 6.0	EC002638
ETIM 7.0	EC002638

UNSPSC

UNSPSC 6.01	30211810
UNSPSC 7.0901	39121409
UNSPSC 11	39121409
UNSPSC 12.01	39121409
UNSPSC 13.2	39121409

Approvals

Approvals

Approvals

CCA / IEC EE CB Scheme / VDE Gutachten mit Fertigungsüberwachung / EAC / cULus Recognized

Ex Approvals

Approval details

CCA	CCA/ DE1 34250
Nominal voltage UN	100 V
Nominal current IN	4 A
mm ² /AWG/kcmil	0.2-.5

Printed-circuit board connector - FK-MC 0,5/ 4-ST-2,5 - 1881341

Approvals

IECEE CB Scheme		http://www.iecee.org/	DE1-56068-B1B2
Nominal voltage UN	100 V		
Nominal current IN	4 A		
mm ² /AWG/kcmil	0.2-5		

VDE Gutachten mit Fertigungsüberwachung		http://www2.vde.com/de/Institut/Online-Service/VDE-gepruefteProdukte/Seiten/Online-Suche.aspx	40013394
Nominal voltage UN	100 V		
Nominal current IN	4 A		
mm ² /AWG/kcmil	0.2-5		

EAC			B.01742
-----	--	--	---------

cULus Recognized		http://database.ul.com/cgi-bin/XYV/template/LISEXT/1FRAME/index.htm	E60425-19930913
Nominal voltage UN	125 V		
Nominal current IN	4 A		
mm ² /AWG/kcmil	28-20		

Accessories

Accessories

Crimping tool

Crimping pliers - CRIMPFOX 6 - 1212034



Crimping pliers, for ferrules without insulating collar according to DIN 46228 Part 1 and ferrules with insulating collar according to DIN 46228 Part 4, 0.25 mm² ... 6.0 mm², lateral entry, trapezoidal crimp

Printed-circuit board connector - FK-MC 0,5/ 4-ST-2,5 - 1881341

Accessories

Labeled terminal marker

Marker card - SK 2,54/2,8:FORTL.ZAHLEN - 0804853



Marker card, Card, white, labeled, Horizontal: consecutive numbers 1 ... 10, 11 ... 20, etc. up to 91 ... 99, mounting type: adhesive, for terminal block width: 2.54 mm, lettering field size: 2.54 x 2.8 mm

Screwdriver tools

Screwdriver - SZS 0,4X2,0 - 1205202



Micro screwdriver, bladed, size: 0.4 x 2.0 x 60 mm, 2-component grip, with non-slip grip and twist cap

Additional products

Feed-through header - MC 0,5/ 4-G-2,5 - 1881464



PCB headers, nominal current: 4 A, number of positions: 4, pitch: 2.5 mm, color: green, contact surface: Tin, mounting: Wave soldering

Printed-circuit board connector - MCV 0,5/ 4-G-2,5 - 1881574



PCB headers, nominal current: 4 A, number of positions: 4, pitch: 2.5 mm, color: green, contact surface: Tin, mounting: Wave soldering

Printed-circuit board connector - FK-MC 0,5/ 4-ST-2,5 - 1881341

Accessories

Feed-through header - MCD 0,5/ 4-G1-2,5 - 1894820



PCB headers, nominal current: 4 A, number of positions: 4, pitch: 2.5 mm, color: green, contact surface: Tin, mounting: Wave soldering

Feed-through header - MCDV 0,5/ 4-G1-2,5 - 1894930



PCB headers, nominal current: 4 A, number of positions: 4, pitch: 2.5 mm, color: green, contact surface: Tin, mounting: Wave soldering

Printed-circuit board connector - MCD 0,5/ 4-G1-2,5 HT BK - 1961164



PCB headers, nominal current: 4 A, number of positions: 4, pitch: 2.5 mm, color: black, contact surface: Tin, mounting: THR soldering, Standard component made of highly temperature resistant plastic; suitable for reflow process. User information and design recommendations on Through Hole Reflow Technology can be found at: "Downloads".

Printed-circuit board connector - MCDV 0,5/ 4-G1-2,5 HT BK - 1961261



PCB headers, nominal current: 4 A, number of positions: 4, pitch: 2.5 mm, color: black, contact surface: Tin, mounting: THR soldering, Standard component made of highly temperature resistant plastic; suitable for reflow process. User information and design recommendations on Through Hole Reflow Technology can be found at: "Downloads".

Printed-circuit board connector - MC 0,5/ 4-G-2,5 THT - 1963447



PCB headers, nominal current: 4 A, number of positions: 4, pitch: 2.5 mm, color: black, contact surface: Tin, mounting: THR soldering, User information and design recommendations for through hole reflow technology can be found under "Downloads"

Printed-circuit board connector - FK-MC 0,5/ 4-ST-2,5 - 1881341

Accessories

Feed-through header - MCV 0,5/ 4-G-2,5 THT - 1963557



PCB headers, nominal current: 4 A, number of positions: 4, pitch: 2.5 mm, color: black, contact surface: Tin, mounting: THR soldering, User information and design recommendations for through hole reflow technology can be found under "Downloads"

Printed-circuit board connector - MC 0,5/ 4-G-2,5 THT R44 - 1963667



PCB headers, nominal current: 4 A, number of positions: 4, pitch: 2.5 mm, color: black, contact surface: Tin, mounting: THR soldering, User information and design recommendations for through hole reflow technology can be found under "Downloads"

Feed-through header - MCV 0,5/ 4-G-2,5 THT R44 - 1963777



PCB headers, nominal current: 4 A, number of positions: 4, pitch: 2.5 mm, color: black, contact surface: Tin, mounting: THR soldering, User information and design recommendations on Through Hole Reflow Technology can be found at: "Downloads"
