

# RELAYS AND CONTACTORS

## General Purpose Relays-Type 184

### General Purpose Relay



Sec.	STANCOR PART NUMBER	Pole Form	Coil Volt.	A.C. or D.C.	Contact Rating		DIMENSIONS-INCHES			Weight (oz.)	Agency * Certification	
					Inductive	Resistive	L	Case W	H			
A	184-911	SPNO	6	A.C.	12 Amps. Continuous 60 Amps. Inrush @ 125 V.A.C.		1.84	1.27	1.56	3.0	UL/CSA	
	184-912	SPNO	24	A.C.			1.84	1.27	1.56	3.0	UL/CSA	
	184-913	SPNO	120	A.C.			1.84	1.27	1.56	3.0	UL/CSA	
	184-914	SPNO	208/240	A.C.			1.88	1.27	1.56	3.0	UL/CSA	
	184-929	SPNO	277	A.C.			1.84	1.27	1.56	3.0	UL/CSA	
B	184-915	SPDT	6	A.C.	8 Amps. Continuous 48 Amps. Inrush @ 250 V.A.C.	18 Amps. Continuous @ 277 V.A.C.	1.84	1.27	1.56	3.0	UL/CSA	
	184-916	SPDT	24	A.C.			1.84	1.27	1.56	3.0	UL/CSA	
	184-917	SPDT	120	A.C.			1.84	1.27	1.56	3.0	UL/CSA	
	184-918	SPDT	208/240	A.C.			1.84	1.27	1.56	3.0	UL/CSA	
	184-930	SPDT	277	A.C.			1.84	1.27	1.56	3.0	UL/CSA	
C	184-919	SPNO/SPNC	24	A.C.	7 Amps Continuous 42 Amps. Inrush @ 277 V.A.C.		1.84	1.27	1.56	3.0	UL/CSA	
	184-920	SPNO/SPNC	120	A.C.			1.84	1.27	1.56	3.0	UL/CSA	
	184-921	SPNO/SPNC	208/240	A.C.			1.84	1.27	1.56	3.0	UL/CSA	
	184-931	SPNO/SPNC	277	A.C.			1.84	1.27	1.56	3.0	UL/CSA	
	184D-901	SPDT	12	D.C.			4 Amps @ 12V	1.88	1.27	1.56	3.0	UL/CSA
D	184-927	SPNO/SPNC	120	A.C.	14 Amps. Continuous 60 Amps. Inrush		25 Amps. Continuous @125 V.A.C.	1.84	1.27	1.56	3.0	UL/CSA

— Totally Enclosed

— A.C. Coils Rated 50/60Hz

For schematic diagrams and outline drawings refer to page 62.

\* Agency Certification Note: UL Recognized (File E12139 or E22381)  
CSA Certified (File LR 13360)



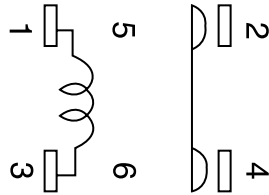
### Engineering Design Data

Type	A.C. or D.C.	Magnet Coil Rating (Volt Amperes)			Operation in % of Nom. Coil Rating		Breakdown Voltages All Terminals - 60 Hz RMS			Contact Material	Electrical Life		Mechanical Life		Max. Oper. Amb. °F
		Inrush	Sealed Nom.	Max.	Pick-up	Max. Safe Operate	Opposite Polarity	Open Contacts Same Polarity	To Ground		Power	Oper. At Rated Load	Oper. Per Min.	Oper. At No Load	
184	A.C.	4	2.8	3	85%	110%	1500	1000	1500	Silver Alloy	100,000†	6	1,000,000	60	150
	D.C.	2	-	-	66%	110%	1500	1000	1500	Silver Alloy	100,000	6	1,000,000	60	150

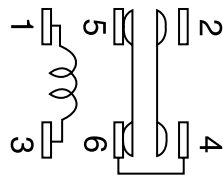
† Load tests – making inrush ratings (0.4 to 0.5 P.F.) – breaking 125% continuous rating (0.65 to 0.8 P.F.)

Type 184

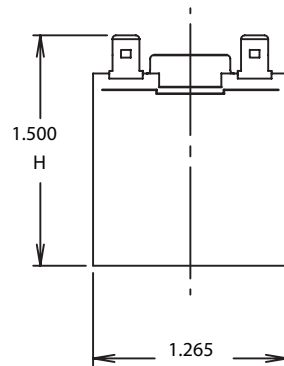
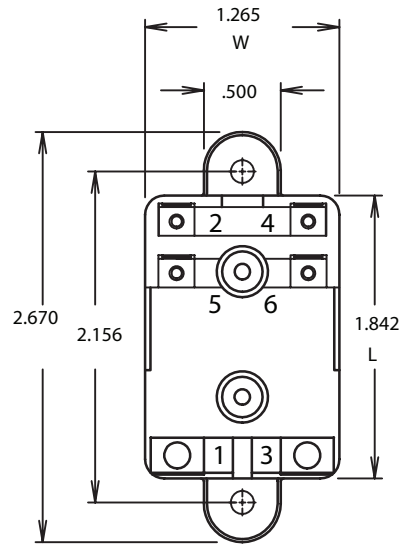
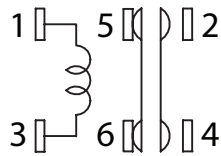
Schematic  
184 SPNO



Schematic  
184 SPDT



Schematic  
184 SPNO/SPNC



Universal Mounting Bracket

.150/.155 DIA.  
(4 MOUNTING HOLES)  
.165/.170 DIA.  
(2 MOUNTING HOLES)

