


## Printed-circuit board connector - MCVW 1,5/12-STF-3,81 - 1828595

Please be informed that the data shown in this PDF Document is generated from our Online Catalog. Please find the complete data in the user's documentation. Our General Terms of Use for Downloads are valid (<http://phoenixcontact.com/download>)

PCB connector, nominal current: 8 A, number of positions: 12, pitch: 3.81 mm, connection method: Screw connection with tension sleeve, color: green, contact surface: Tin




The figure shows a 10-position version of the product

### Your advantages

- ✓ Well-known connection principle allows worldwide use
- ✓ Low temperature rise, thanks to maximum contact force
- ✓ Allows connection of two conductors
- ✓ Screwable flange for superior mechanical stability



### Key Commercial Data

Packing unit	1 pc
Minimum order quantity	50 pc
GTIN	 4 017918 114909
GTIN	4017918114909
Weight per Piece (excluding packing)	10.800 g
Custom tariff number	85366990
Country of origin	Germany

### Technical data

#### Dimensions

Length [ l ]	10.4 mm
Width [ w ]	56.11 mm
Height [ h ]	19.1 mm
Pitch	3.81 mm

# Printed-circuit board connector - MCVW 1,5/12-STF-3,81 - 1828595

## Technical data

### Dimensions

Dimension a	41.91 mm
-------------	----------

### General

Range of articles	MCVW 1,5/...STF
Number of positions	12
Connection method	Screw connection with tension sleeve
Insulating material group	I
Rated surge voltage (III/3)	2.5 kV
Rated surge voltage (III/2)	2.5 kV
Rated surge voltage (II/2)	2.5 kV
Rated voltage (III/3)	160 V
Rated voltage (III/2)	160 V
Rated voltage (II/2)	320 V
Connection in acc. with standard	EN-VDE
Nominal current $I_N$	8 A
Nominal cross section	1.5 mm <sup>2</sup>
Maximum load current	8 A (with 1.5 mm <sup>2</sup> conductor cross section)
Insulating material	PA
Flammability rating according to UL 94	V0
Internal cylindrical gage	A1
Stripping length	7 mm
Screw thread	M2
Tightening torque, min	0.22 Nm
Tightening torque max	0.25 Nm

### Connection data

Conductor cross section solid min.	0.14 mm <sup>2</sup>
Conductor cross section solid max.	1.5 mm <sup>2</sup>
Conductor cross section flexible min.	0.14 mm <sup>2</sup>
Conductor cross section flexible max.	1.5 mm <sup>2</sup>
Conductor cross section flexible, with ferrule without plastic sleeve min.	0.25 mm <sup>2</sup>
Conductor cross section flexible, with ferrule without plastic sleeve max.	1.5 mm <sup>2</sup>
Conductor cross section flexible, with ferrule with plastic sleeve min.	0.25 mm <sup>2</sup>
Conductor cross section flexible, with ferrule with plastic sleeve max.	0.5 mm <sup>2</sup>
Conductor cross section AWG min.	28
Conductor cross section AWG max.	16
2 conductors with same cross section, solid min.	0.08 mm <sup>2</sup>
2 conductors with same cross section, solid max.	0.5 mm <sup>2</sup>

## Printed-circuit board connector - MCVW 1,5/12-STF-3,81 - 1828595

### Technical data

#### Connection data

2 conductors with same cross section, stranded min.	0.08 mm <sup>2</sup>
2 conductors with same cross section, stranded max.	0.75 mm <sup>2</sup>
2 conductors with same cross section, stranded, ferrules without plastic sleeve, min.	0.25 mm <sup>2</sup>
2 conductors with same cross section, stranded, ferrules without plastic sleeve, max.	0.34 mm <sup>2</sup>
2 conductors with same cross section, stranded, TWIN ferrules with plastic sleeve, min.	0.5 mm <sup>2</sup>
2 conductors with same cross section, stranded, TWIN ferrules with plastic sleeve, max.	0.5 mm <sup>2</sup>
Minimum AWG according to UL/CUL	30
Maximum AWG according to UL/CUL	14

#### Standards and Regulations

Connection in acc. with standard	EN-VDE
	CSA
Flammability rating according to UL 94	V0

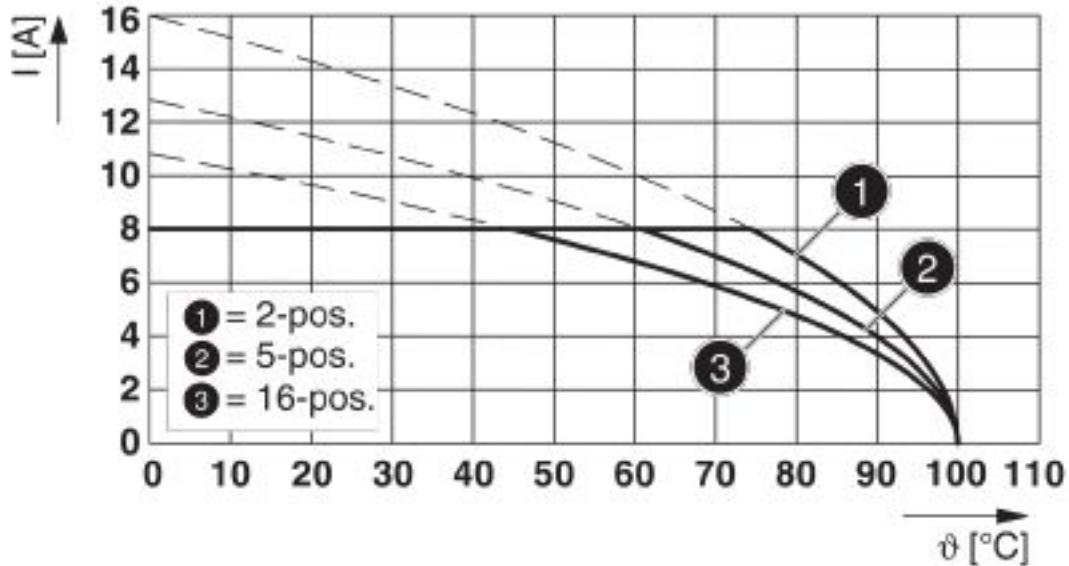
#### Environmental Product Compliance

	Lead 7439-92-1
China RoHS	Environmentally Friendly Use Period = 50
	For details about hazardous substances go to tab "Downloads", Category "Manufacturer's declaration"

### Drawings

# Printed-circuit board connector - MCVW 1,5/12-STF-3,81 - 1828595

Diagram



Type: MCV(W/R) 1,5/...-STF-3,81 with SMC 1,5/...-GF-3,81

## Classifications

### eCl@ss

eCl@ss 4.0	27260700
eCl@ss 4.1	27260700
eCl@ss 5.0	27260700
eCl@ss 5.1	27260700
eCl@ss 6.0	27260700
eCl@ss 7.0	27440309
eCl@ss 8.0	27440309
eCl@ss 9.0	27440309

### ETIM

ETIM 3.0	EC001121
ETIM 4.0	EC002638
ETIM 5.0	EC002638
ETIM 6.0	EC002638
ETIM 7.0	EC002638

### UNSPSC

UNSPSC 6.01	30211810
-------------	----------

# Printed-circuit board connector - MCVW 1,5/12-STF-3,81 - 1828595

## Classifications

### UNSPSC

UNSPSC 7.0901	39121409
UNSPSC 11	39121409
UNSPSC 12.01	39121409
UNSPSC 13.2	39121409

## Approvals


### Approvals


#### Approvals

CSA / IECCE CB Scheme / VDE Gutachten mit Fertigungsüberwachung / EAC / cULus Recognized

#### Ex Approvals

### Approval details

CSA		<a href="http://www.csagroup.org/services-industries/product-listing/">http://www.csagroup.org/services-industries/product-listing/</a>	13631
	B	D	
Nominal voltage UN	300 V	300 V	
Nominal current IN	8 A	8 A	
mm <sup>2</sup> /AWG/kcmil	28-16	28-16	

IECEE CB Scheme		<a href="http://www.iecee.org/">http://www.iecee.org/</a>	DE1-60987-B1B2
Nominal voltage UN	160 V		
Nominal current IN	8 A		
mm <sup>2</sup> /AWG/kcmil	0.2-1.5		

# Printed-circuit board connector - MCVW 1,5/12-STF-3,81 - 1828595

## Approvals

VDE Gutachten mit Fertigungsüberwachung		<a href="http://www2.vde.com/de/Institut/Online-Service/VDE-gepruefteProdukte/Seiten/Online-Suche.aspx">http://www2.vde.com/de/Institut/Online-Service/ VDE-gepruefteProdukte/Seiten/Online-Suche.aspx</a>	40011723
Nominal voltage UN	160 V		
Nominal current IN	8 A		
mm <sup>2</sup> /AWG/kcmil	0.2-1.5		

EAC		B.01742
-----	--	---------

cULus Recognized		<a href="http://database.ul.com/cgi-bin/XYV/template/LISEXT/1FRAME/index.htm">http://database.ul.com/cgi-bin/XYV/template/LISEXT/1FRAME/index.htm</a>	E60425-20110128
	B	D	
Nominal voltage UN	300 V	300 V	
Nominal current IN	8 A	8 A	
mm <sup>2</sup> /AWG/kcmil	30-14	30-14	

## Accessories

### Accessories

#### Labeled terminal marker

Marker card - SK 3,81/2,8:FORTL.ZAHLEN - 0804109



Marker card, Card, white, labeled, Horizontal: consecutive numbers 1 ... 10, 11 ... 20, etc. up to 91 ... (99)100, mounting type: adhesive, for terminal block width: 3.81 mm, lettering field size: 3.81 x 2.8 mm

### Screwdriver tools

Screwdriver - SZS 0,4X2,5 VDE - 1205037



Screwdriver, slot-headed, VDE insulated, size: 0.4 x 2.5 x 80 mm, 2-component grip, with non-slip grip

## Printed-circuit board connector - MCVW 1,5/12-STF-3,81 - 1828595

### Accessories

---

#### Additional products

##### Printed-circuit board connector - MCV 1,5/12-GF-3,81 P14 THR - 1707311

PCB headers, nominal current: 8 A, number of positions: 12, pitch: 3.81 mm, color: black, contact surface: Tin, mounting: THR soldering, User information and design recommendations for through hole reflow technology can be found under "Downloads"



##### Printed-circuit board connector - MCV 1,5/12-GF-3,81 P26 THR - 1707735

PCB headers, nominal current: 8 A, number of positions: 12, pitch: 3.81 mm, color: black, contact surface: Tin, mounting: THR soldering, User information and design recommendations for through hole reflow technology can be found under "Downloads"



##### Feed-through header - MCV 1,5/12-GF-3,81 P26 THRR72 - 1713444

PCB headers, nominal current: 8 A, number of positions: 12, pitch: 3.81 mm, color: black, contact surface: Tin, mounting: THR soldering, User information and design recommendations for through hole reflow technology can be found under "Downloads"



##### Printed-circuit board connector - MC 1,5/12-GF-3,81 P20 THRR72 - 1782129

PCB headers, nominal current: 8 A, number of positions: 12, pitch: 3.81 mm, color: black, contact surface: Tin, mounting: THR soldering



##### Feed-through header - SMC 1,5/12-GF-3,81 - 1827525

PCB headers, nominal current: 8 A, number of positions: 12, pitch: 3.81 mm, color: green, contact surface: Tin, mounting: Wave soldering



## Printed-circuit board connector - MCVW 1,5/12-STF-3,81 - 1828595

### Accessories

#### Printed-circuit board connector - MC 1,5/12-GF-3,81 - 1827965

PCB headers, nominal current: 8 A, number of positions: 12, pitch: 3.81 mm, color: green, contact surface: Tin, mounting: Wave soldering



#### Feed-through header - MCD 1,5/12-GF-3,81 - 1830208

PCB headers, nominal current: 8 A, number of positions: 12, pitch: 3.81 mm, color: green, contact surface: Tin, mounting: Wave soldering. In combination with MCV plug components, both an MCVW and an MCVR plug must be used.



#### Feed-through header - MCDV 1,5/12-GF-3,81 - 1830350

PCB headers, nominal current: 8 A, number of positions: 12, pitch: 3.81 mm, color: green, contact surface: Tin, mounting: Wave soldering. In combination with MCV plug components, both an MCVW and an MCVR plug must be used.



#### Feed-through header - MCV 1,5/12-GF-3,81 - 1830693

PCB headers, nominal current: 8 A, number of positions: 12, pitch: 3.81 mm, color: green, contact surface: Tin, mounting: Wave soldering



#### Feed-through header - MCDV 1,5/12-G1F-3,81 - 1842869

PCB headers, nominal current: 8 A, number of positions: 12, pitch: 3.81 mm, color: green, contact surface: Tin, mounting: Wave soldering. In combination with MCV plug components, both an MCVW and an MCVR plug must be used.





## Printed-circuit board connector - MCVW 1,5/12-STF-3,81 - 1828595

### Accessories

Printed-circuit board connector - MCD 1,5/12-G1F-3,81 - 1843017



PCB headers, nominal current: 8 A, number of positions: 12, pitch: 3.81 mm, color: green, contact surface: Tin, mounting: Wave soldering. In combination with MCV plug components, both an MCVW and an MCVR plug must be used.

Feed-through header - EMCV 1,5/12-GF-3,81 - 1879382



PCB headers, nominal current: 8 A, number of positions: 12, pitch: 3.81 mm, color: green, contact surface: Tin, mounting: Press-in technology

Feed-through header - EMC 1,5/12-GF-3,81 - 1897047



PCB headers, nominal current: 8 A, number of positions: 12, pitch: 3.81 mm, color: green, contact surface: Tin, mounting: Press-in technology

Feed-through header - MC 1,5/12-GF-3,81 THT - 1909139



PCB headers, number of positions: 12, pitch: 3.81 mm, color: black, User information and design recommendations for through hole reflow technology can be found under "Downloads"

Feed-through header - MC 1,5/12-GF-3,81 THT-R72 - 1996634



PCB headers, number of positions: 12, pitch: 3.81 mm, color: black, User information and design recommendations for through hole reflow technology can be found under "Downloads"

