

## Printed-circuit board connector - FMC 0,5/ 4-ST-2,54 - 1821119

Please be informed that the data shown in this PDF Document is generated from our Online Catalog. Please find the complete data in the user's documentation. Our General Terms of Use for Downloads are valid (<http://phoenixcontact.com/download>)

Plug component, Nominal current: 6 A, Rated voltage (III/2): 160 V, Number of positions: 4, Pitch: 2.54 mm, Connection method: Push-in spring connection, Color: black, Contact surface: Gold



The figure shows a 10-position version of the product



### Key Commercial Data

Packing unit	1 pc
Weight per Piece (excluding packing)	1.1 g
Custom tariff number	85366990
Country of origin	Germany

### Technical data

#### Dimensions

Length	15.4 mm
Height	5.4 mm
Width	10.62 mm
Pitch	2.54 mm
Dimension a	7.62 mm

#### General

Range of articles	FMC 0,5/...-ST
Insulating material group	IIIa
Rated surge voltage (III/3)	2.5 kV
Rated surge voltage (III/2)	2.5 kV
Rated surge voltage (II/2)	2.5 kV
Rated voltage (III/3)	32 V
Rated voltage (III/2)	160 V

# Printed-circuit board connector - FMC 0,5/ 4-ST-2,54 - 1821119

## Technical data

### General

Rated voltage (II/2)	160 V
Connection in acc. with standard	EN-VDE
Nominal current I <sub>N</sub>	6 A
Nominal cross section	0.5 mm <sup>2</sup>
Insulating material	LCP
Flammability rating according to UL 94	V0
Stripping length	7 mm
Number of positions	4

### Connection data

Conductor cross section solid min.	0.14 mm <sup>2</sup>
Conductor cross section solid max.	0.5 mm <sup>2</sup>
Conductor cross section flexible min.	0.14 mm <sup>2</sup>
Conductor cross section flexible max.	0.5 mm <sup>2</sup>
Conductor cross section flexible, with ferrule without plastic sleeve min.	0.25 mm <sup>2</sup>
Conductor cross section flexible, with ferrule without plastic sleeve max.	0.34 mm <sup>2</sup>
Conductor cross section flexible, with ferrule with plastic sleeve min.	0.14 mm <sup>2</sup>
Conductor cross section flexible, with ferrule with plastic sleeve max.	0.25 mm <sup>2</sup>
Conductor cross section AWG min.	26
Conductor cross section AWG max.	20

### Standards and Regulations

Connection in acc. with standard	EN-VDE
Flammability rating according to UL 94	V0

## Classifications

### eCl@ss

eCl@ss 4.0	27141109
eCl@ss 4.1	27141109
eCl@ss 5.0	27141190
eCl@ss 5.1	27141190
eCl@ss 6.0	27261101
eCl@ss 7.0	27440402
eCl@ss 8.0	27440309

### ETIM

ETIM 3.0	EC001121
----------	----------

# Printed-circuit board connector - FMC 0,5/ 4-ST-2,54 - 1821119

## Classifications

### ETIM

ETIM 4.0	EC002643
ETIM 5.0	EC002638

### UNSPSC

UNSPSC 6.01	30211801
UNSPSC 7.0901	39121432
UNSPSC 11	39121432
UNSPSC 12.01	39121432
UNSPSC 13.2	39121432

## Approvals

### Approvals

#### Approvals


cULus Recognized / VDE Gutachten mit Fertigungsüberwachung / IEC60947-5-1 CB Scheme

#### Ex Approvals

#### Approvals submitted

## Approval details

cULus Recognized		
	B	C
mm <sup>2</sup> /AWG/kcmil	26-20	26-20
Nominal current I <sub>N</sub>	6 A	6 A
Nominal voltage U <sub>N</sub>	150 V	50 V

VDE Gutachten mit Fertigungsüberwachung 	
mm <sup>2</sup> /AWG/kcmil	0.14-0.5
Nominal current I <sub>N</sub>	6 A

# Printed-circuit board connector - FMC 0,5/ 4-ST-2,54 - 1821119

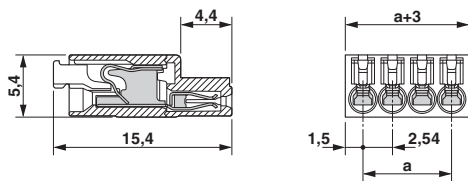
## Approvals

Nominal voltage UN	160 V
--------------------	-------

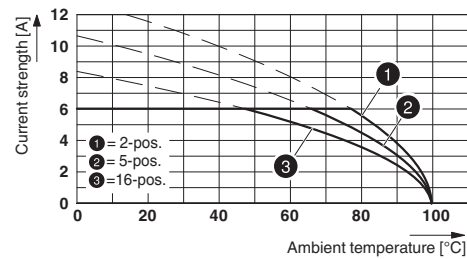
IECEE CB Scheme	
mm <sup>2</sup> /AWG/kcmil	0.14-0.5
Nominal current I <sub>N</sub>	6 A
Nominal voltage UN	160 V

## Drawings

Dimensional drawing

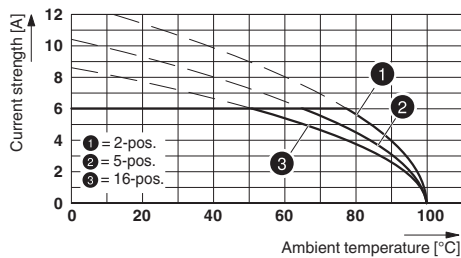


Diagram



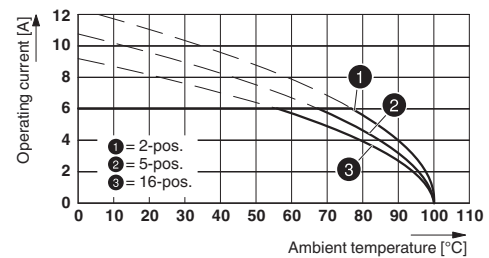
Type: FMC 0,5/...-ST-2,54 with MC 0,5/...-G-2,54 P20 THR R..

Diagram



Type: FMC 0,5/...-ST-2,54 with MCV 0,5/...-G-2,54 P20 THR R..

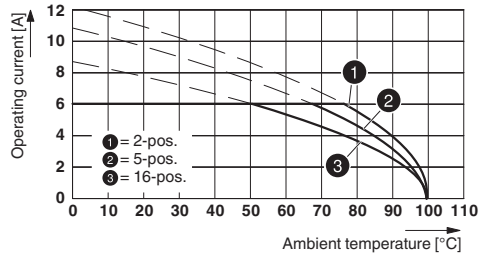
Diagram



Type FMC 0,5/...-ST-2,54 with MCV 0,5/...-G-2,54 SMD R..

# Printed-circuit board connector - FMC 0,5/ 4-ST-2,54 - 1821119

Diagram



Type: FMC 0,5/...-ST-2,54 with MC 0,5/...-G-2,54 SMD R..