

Feed-through header - PTSM 0,5/ 4-HH-2,5-THR WH R32 - 1814867

Please be informed that the data shown in this PDF Document is generated from our Online Catalog. Please find the complete data in the user's documentation. Our General Terms of Use for Downloads are valid (<http://phoenixcontact.com/download>)

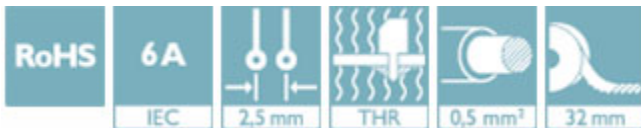


PCB headers, nominal current: 6 A, number of positions: 4, pitch: 2.5 mm, color: white, contact surface: Tin, mounting: THR soldering

The figure shows a 3-position version

Your advantages

- ✓ White design: Stable color when welding and during use
- ✓ Designed for integration into the SMT soldering process
- ✓ Supplied in tape-on-reel packing according to IEC 60286-3 for automated mounting



Key Commercial Data

Packing unit	1 pc
Minimum order quantity	500 pc
GTIN	
GTIN	4046356760614
Weight per Piece (excluding packing)	1.480 g
Custom tariff number	85366930
Country of origin	India

Technical data

Dimensions

Length [l]	7.5 mm
Width	11.7 mm
Pitch	2.5 mm
Dimension a	7.5 mm

Feed-through header - PTSM 0,5/ 4-HH-2,5-THR WH R32 - 1814867

Technical data

Dimensions

Width [w]	11.7 mm
Height [h]	7 mm
Height	5 mm
Length of the solder pin	2.1 mm
Pin dimensions	0.6 x 0.6 mm
Pin spacing	2.50 mm
Length	7.5 mm

General

Range of articles	PTSM 0,5/..-HH-THR WH
Insulating material group	I
Rated surge voltage (III/3)	2.5 kV
Rated surge voltage (III/2)	2.5 kV
Rated surge voltage (II/2)	2.5 kV
Rated voltage (III/3)	125 V
Rated voltage (III/2)	160 V
Rated voltage (II/2)	320 V
Connection in acc. with standard	EN-VDE
Nominal current I _N	6 A
Maximum load current	6 A
Insulating material	HT PA
Flammability rating according to UL 94	V0
Color	white
Number of positions	4

Standards and Regulations

Connection in acc. with standard	EN-VDE
	CUL
Flammability rating according to UL 94	V0

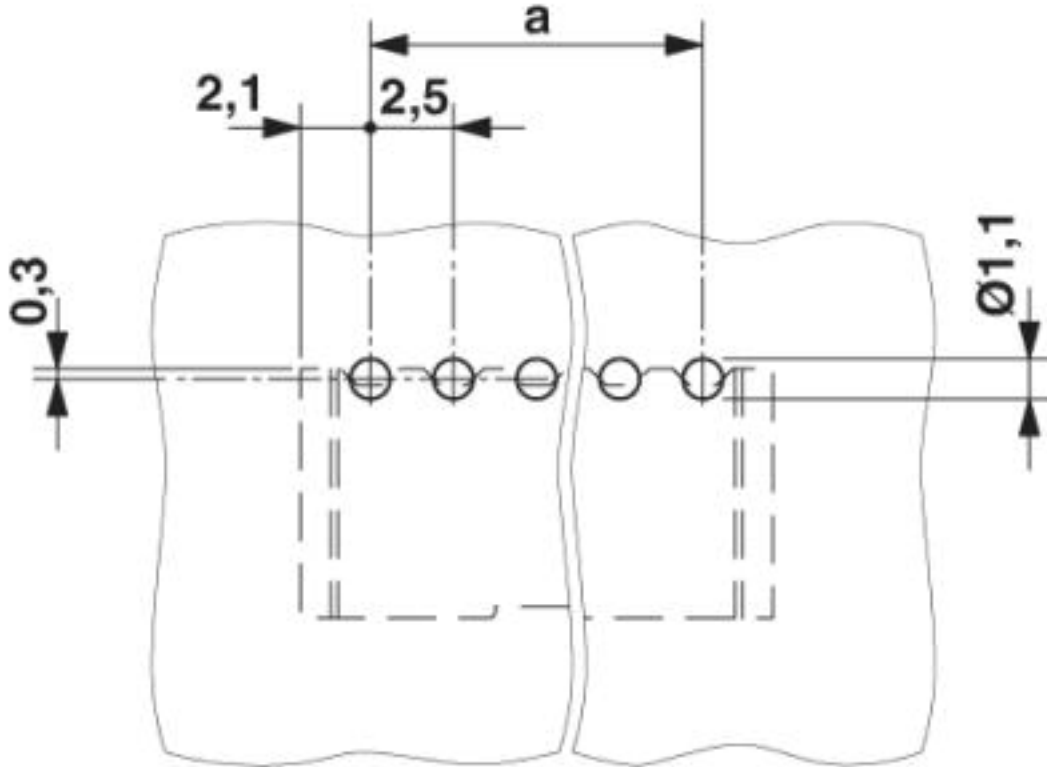
Environmental Product Compliance

China RoHS	Environmentally friendly use period: unlimited = EFUP-e
	No hazardous substances above threshold values

Drawings

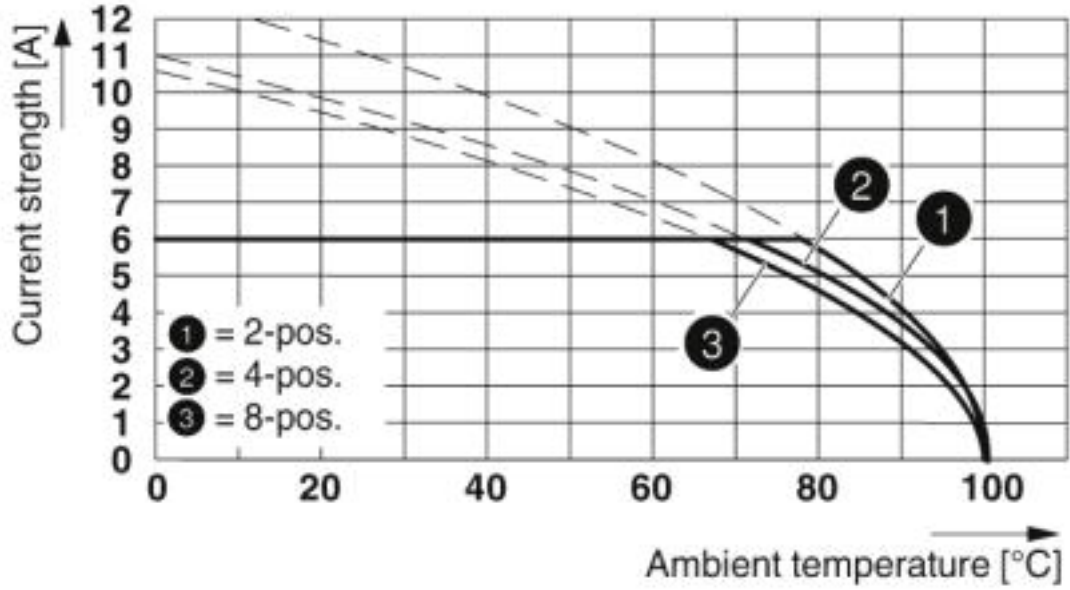
Feed-through header - PTSM 0,5/ 4-HH-2,5-THR WH R32 - 1814867

Drilling diagram



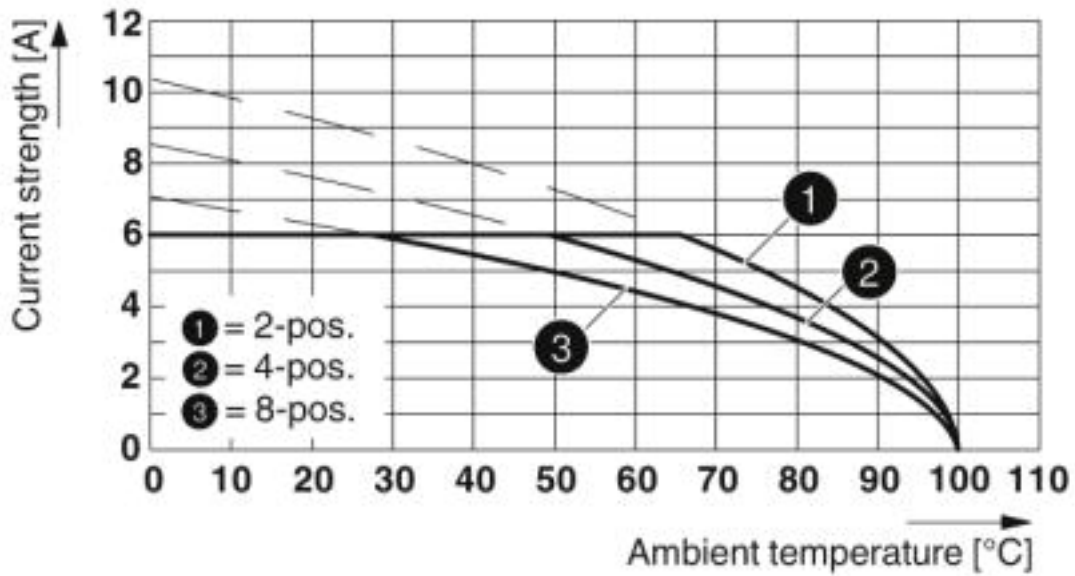
Feed-through header - PTSM 0,5/ 4-HH-2,5-THR WH R32 - 1814867

Diagram



Derating curve for: PTSM 0,5/...-P-2,5 with PTSM 0,5/...-HH-2,5-THR R..

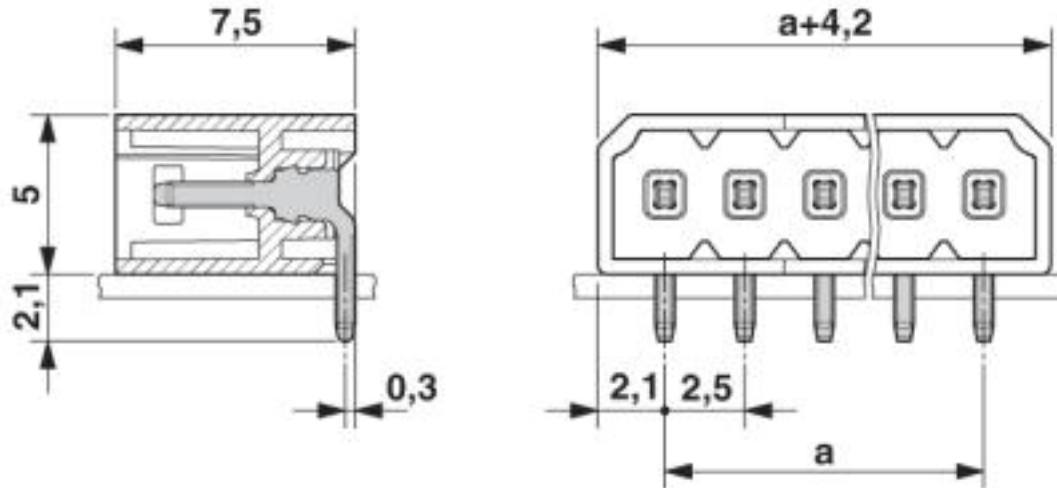
Diagram



Type: PTSM 0,5/...-HHI1-2,5-THR R... with PTSM 0,5/...-HH-2,5-THR R..

Feed-through header - PTSM 0,5/ 4-HH-2,5-THR WH R32 - 1814867

Dimensional drawing



Classifications

eCl@ss

eCl@ss 4.0	27260700
eCl@ss 4.1	27260700
eCl@ss 5.0	27260700
eCl@ss 5.1	27260700
eCl@ss 6.0	27260700
eCl@ss 7.0	27440402
eCl@ss 8.0	27440402
eCl@ss 9.0	27440402

ETIM

ETIM 3.0	EC001121
ETIM 4.0	EC002643
ETIM 5.0	EC002637
ETIM 6.0	EC002637
ETIM 7.0	EC002637

UNSPSC

UNSPSC 6.01	30211801
UNSPSC 7.0901	39121432
UNSPSC 11	39121432
UNSPSC 12.01	39121432
UNSPSC 13.2	39121409

Feed-through header - PTSM 0,5/ 4-HH-2,5-THR WH R32 - 1814867

Approvals


Approvals


Approvals


UL Recognized / VDE Zeichengenehmigung / EAC / cULus Recognized


Ex Approvals

Approval details

UL Recognized		http://database.ul.com/cgi-bin/XYV/template/LISEXT/1FRAME/index.htm	E118976-20130619
		B	
Nominal voltage UN	150 V		
Nominal current IN	5 A		

VDE Zeichengenehmigung		http://www2.vde.com/de/Institut/Online-Service/VDE-gepruefteProdukte/Seiten/Online-Suche.aspx	40048497
		160 V	
Nominal voltage UN	160 V		
Nominal current IN	6 A		
mm ² /AWG/kcmil	0.14-.5		

EAC		B.01742	
-----	---	---------	--

cULus Recognized		http://database.ul.com/cgi-bin/XYV/template/LISEXT/1FRAME/index.htm	E60425-20110108
		B	
Nominal voltage UN	150 V		
Nominal current IN	6 A		

Accessories

Additional products

Feed-through header - PTSM 0,5/ 4-HH-2,5-THR WH R32 - 1814867

Accessories

Sample set - SAMPLE PTSM 0,5/ 4-HH-2,5-THR - 1785993



PCB headers, nominal current: 6 A, number of positions: 4, pitch: 2.5 mm, color: black, contact surface: Tin, mounting: THR soldering

Printed-circuit board connector - PTSM 0,5/ 4-P-2,5 WH - 1704857



PCB connector, nominal current: 6 A, number of positions: 4, pitch: 2.5 mm, connection method: Push-in spring connection, color: white, contact surface: Tin

Feed-through header - PTSM 0,5/ 4-HHI-2,5-SMD WHR44 - 1707993



PCB headers, nominal current: 6 A, number of positions: 4, pitch: 2.5 mm, color: white, contact surface: Tin, mounting: SMD soldering, Article with anti-rotation pin

Feed-through header - PTSM 0,5/ 4-HHI0-2,5-SMD WHR44 - 1815219



PCB headers, nominal current: 6 A, number of positions: 4, pitch: 2.5 mm, color: white, contact surface: Tin, mounting: SMD soldering

Feed-through header - PTSM 0,5/ 4-HHI-2,5-THR WH R32 - 1815002



PCB headers, nominal current: 6 A, number of positions: 4, pitch: 2.5 mm, color: white, contact surface: Tin, mounting: THR soldering

Feed-through header - PTSM 0,5/ 4-HH-2,5-THR WH R32 - 1814867

Accessories

Printed-circuit board connector - PTSM 0,5/ 4-PL-2,5 WH - 1709460



PCB connector, nominal current: 6 A, number of positions: 4, pitch: 2.5 mm, connection method: Push-in spring connection, color: white, contact surface: Tin