

# Printed-circuit board connector - MSTBC 2,5/16-STZF-5,08 - 1809873

Please be informed that the data shown in this PDF Document is generated from our Online Catalog. Please find the complete data in the user's documentation. Our General Terms of Use for Downloads are valid (<http://phoenixcontact.com/download>)

PCB connector, nominal current: 12 A, number of positions: 16, pitch: 5.08 mm, connection method: Crimp connection, color: green, Corresponding female crimp contacts with current [A] and conductor cross section range [mm<sup>2</sup>] data: 10A/MSTBC-MT 0,5-1,0 (3190564); 10A/MSTBC-MT 0,5-1,0 BA (3190645); 12A/MSTBC-MT 1,5-2,5 (3190551); 12A/MSTBC-MT 1,5-2,5 BA (3190658). BA = Bandkontakte



The figure shows an 10-position version

## Your advantages

- Inexpensive connection of large quantities of pre-assembled conductors
- Pull-out aid facilitates handling and allows the tensile force to be reduced at the contact point
- Screwable flange for superior mechanical stability



## Key Commercial Data

Packing unit	1 pc
GTIN	
GTIN	4017918048013
Weight per Piece (excluding packing)	9.430 g
Custom tariff number	85472000
Country of origin	Poland

## Technical data

### Dimensions

Length [ l ]	25 mm
Width [ w ]	90.94 mm
Height [ h ]	10.5 mm
Pitch	5.08 mm
Dimension a	76.2 mm

# Printed-circuit board connector - MSTBC 2,5/16-STZF-5,08 - 1809873

## Technical data

### General

Range of articles	MSTBC 2,5/..-STZF
Number of positions	16
Connection method	Crimp connection
Insulating material group	I
Rated surge voltage (III/3)	4 kV
Rated surge voltage (III/2)	4 kV
Rated surge voltage (II/2)	4 kV
Rated voltage (III/3)	320 V
Rated voltage (III/2)	320 V
Rated voltage (II/2)	630 V
Connection in acc. with standard	EN-VDE
Nominal current I <sub>N</sub>	12 A
Nominal cross section	2.5 mm <sup>2</sup>
Maximum load current	12 A
Insulating material	PA
Flammability rating according to UL 94	V0

### Connection data

Conductor cross section flexible min.	0.5 mm <sup>2</sup>
Conductor cross section flexible max.	2.5 mm <sup>2</sup>
Conductor cross section AWG min.	20
Conductor cross section AWG max.	14
Minimum AWG according to UL/CUL	20
Maximum AWG according to UL/CUL	14

### Standards and Regulations

Connection in acc. with standard	EN-VDE
	CSA
Flammability rating according to UL 94	V0

### Environmental Product Compliance

China RoHS	Environmentally friendly use period: unlimited = EFUP-e
	No hazardous substances above threshold values

### Classifications

#### eCl@ss

eCl@ss 4.0	27260700
eCl@ss 4.1	27260700

# Printed-circuit board connector - MSTBC 2,5/16-STZF-5,08 - 1809873

## Classifications

### eCl@ss

eCl@ss 5.0	27260700
eCl@ss 5.1	27260700
eCl@ss 6.0	27260700
eCl@ss 7.0	27440309
eCl@ss 8.0	27440309
eCl@ss 9.0	27440309

### ETIM

ETIM 3.0	EC001121
ETIM 4.0	EC002638
ETIM 5.0	EC002638
ETIM 6.0	EC002638
ETIM 7.0	EC002638

### UNSPSC

UNSPSC 6.01	30211810
UNSPSC 7.0901	39121409
UNSPSC 11	39121409
UNSPSC 12.01	39121409
UNSPSC 13.2	39121409

## Approvals


### Approvals

#### Approvals

CSA / UL Recognized / cUL Recognized / IECCE CB Scheme / VDE Gutachten mit Fertigungsüberwachung / EAC / cULus Recognized

#### Ex Approvals


### Approval details


CSA		<a href="http://www.csagroup.org/services-industries/product-listing/">http://www.csagroup.org/services-industries/product-listing/</a>	13631
Nominal voltage UN		300 V	


# Printed-circuit board connector - MSTBC 2,5/16-STZF-5,08 - 1809873


## Approvals


Nominal current IN	10 A
mm <sup>2</sup> /AWG/kcmil	20-14

UL Recognized		<a href="http://database.ul.com/cgi-bin/XYV/template/LISEXT/1FRAME/index.htm">http://database.ul.com/cgi-bin/XYV/template/LISEXT/1FRAME/index.htm</a>	FILE E 60425
	B	D	
Nominal voltage UN	250 V	300 V	
Nominal current IN	10 A	10 A	
mm <sup>2</sup> /AWG/kcmil	20-14	20-14	

cUL Recognized		<a href="http://database.ul.com/cgi-bin/XYV/template/LISEXT/1FRAME/index.htm">http://database.ul.com/cgi-bin/XYV/template/LISEXT/1FRAME/index.htm</a>	FILE E 60425
	B	D	
Nominal voltage UN	250 V	300 V	
Nominal current IN	10 A	10 A	
mm <sup>2</sup> /AWG/kcmil	20-14	20-14	

IECEE CB Scheme		<a href="http://www.iecee.org/">http://www.iecee.org/</a>	DE1-60988-B1B2
Nominal voltage UN	250 V		
Nominal current IN	10 A		
mm <sup>2</sup> /AWG/kcmil	0.5-1		

VDE Gutachten mit Fertigungsüberwachung		<a href="http://www2.vde.com/de/Institut/Online-Service/VDE-gepruefteProdukte/Seiten/Online-Suche.aspx">http://www2.vde.com/de/Institut/Online-Service/VDE-gepruefteProdukte/Seiten/Online-Suche.aspx</a>	40004701
Nominal voltage UN	250 V		
Nominal current IN	10 A		
mm <sup>2</sup> /AWG/kcmil	0.5-1		

EAC		B.01742
-----	---	---------

# Printed-circuit board connector - MSTBC 2,5/16-STZF-5,08 - 1809873

## Approvals

cULus Recognized



## Accessories

### Accessories

#### Coding element

Coding profile - CP-MSTB - 1734634

Coding profile, is inserted into the slot on the plug or inverted header, red insulating material



## Crimp contact

Accessories - MSTBC-MT 0,5-1,0 - 3190564



Module female contact, is inserted into the plug housing MSTBC after crimping the conductor, for conductors from 0.5 to 1.0 mm<sup>2</sup>

Accessories - MSTBC-MT 0,5-1,0 BA - 3190645



Module female contact, is inserted into the MSTBC connector shell after the conductor has been crimped, for conductors from 0.5 - 1.0 mm<sup>2</sup>, ribbon contact

Accessories - MSTBC-MT 1,5-2,5 - 3190551



Module female contact, is inserted into the plug housing MSTBC after crimping the conductor, for conductors from 1.5 to 2.5 mm<sup>2</sup>

## Printed-circuit board connector - MSTBC 2,5/16-STZF-5,08 - 1809873

### Accessories

Female insert - MSTBC-MT 1,5-2,5 BA - 3190658



Module female contact, is inserted into the MSTBC connector shell after the conductor has been crimped, for conductors from 1.5 - 2.5 mm<sup>2</sup>, ribbon contact

---

Accessories - MSTBC-MT 0,2-0,5 - 1879531



Module socket contact, is inserted into the plug housing MSTBC after crimping the conductor, for conductors from 0.2 to 0.5 mm<sup>2</sup>

---

Accessories - MSTBC-MT 0,2-0,5 BAND - 1879544



Module socket contact, is inserted into the plug housing MSTBC after crimping the conductor, for conductors from 0.2 to 0.5 mm<sup>2</sup>

---

### Crimping tool

Crimping pliers - CRIMPFOX MT 2,5 - 1204038



Crimping pliers, for crimping conductors to the module female contacts STG-MTN, crimp range: 0.5-2.5 mm<sup>2</sup>, AWG: 20-14

---

### Labeled terminal marker

Marker card - SK 5,08/3,8:FORTL.ZAHLEN - 0804293



Marker card, Card, white, labeled, Horizontal: consecutive numbers 1 ... 10, 11 ... 20, etc. up to 91 ... (99)100, mounting type: adhesive, for terminal block width: 5.08 mm, lettering field size: 5.08 x 3.8 mm

## Printed-circuit board connector - MSTBC 2,5/16-STZF-5,08 - 1809873

### Accessories

---

#### Screwdriver tools

Screwdriver - SZS 0,4X2,5 VDE - 1205037



Screwdriver, slot-headed, VDE insulated, size: 0.4 x 2.5 x 80 mm, 2-component grip, with non-slip grip

---

#### Strain relief

Strain relief - STZ 2-MSTBC-5,08 - 1810529



Strain relief for snapping into the latching chambers of the plug components, 2-pos., labeling with ZB 6

---

Strain relief - STZ 4-MSTBC-5,08 - 1810532



Strain relief for snapping into the latching chambers of the plug components, 4-pos., labeling with ZB 6

---

Strain relief - STZ 8-MSTBC-5,08 - 1810516



Strain relief for snapping into the latching chambers of the plug components, 8-pos., labeling with ZB 6

---

## Printed-circuit board connector - MSTBC 2,5/16-STZF-5,08 - 1809873

### Accessories

Strain relief - STZ 12-MSTBC-5,08 - 1810503



Strain relief for snapping into the latching chambers of the plug components, 12-pos., labeling with ZB 6

---

### Additional products

Feed-through header - MSTB 2,5/16-GF-5,08 - 1776647

PCB headers, nominal current: 12 A, number of positions: 16, pitch: 5.08 mm, color: green, contact surface: Tin, mounting: Wave soldering



---

Printed-circuit board connector - MSTBV 2,5/16-GF-5,08 - 1777219

PCB headers, nominal current: 12 A, number of positions: 16, pitch: 5.08 mm, color: green, contact surface: Tin, mounting: Wave soldering



---

Printed-circuit board connector - DFK-MSTBA 2,5/16-GF-5,08 - 1899126



Feed-through header, nominal current: 12 A, number of positions: 16, pitch: 5.08 mm, color: green, contact surface: Tin, mounting: Wave soldering

---

Printed-circuit board connector - DFK-MSTBVA 2,5/16-GF-5,08 - 1899427



Feed-through header, nominal current: 12 A, number of positions: 16, pitch: 5.08 mm, color: green, contact surface: Tin, mounting: Wave soldering

## Printed-circuit board connector - MSTBC 2,5/16-STZF-5,08 - 1809873

### Accessories

Feed-through header - EMSTB 2,5/16-GF-5,08 - 1899757

PCB headers, nominal current: 12 A, number of positions: 16, pitch: 5.08 mm, color: green, contact surface: Tin, mounting: Press-in technology



Feed-through header - EMSTBV 2,5/16-GF-5,08 - 1915356

PCB headers, nominal current: 12 A, number of positions: 16, pitch: 5.08 mm, color: green, contact surface: Tin, mounting: Press-in technology

