

Printed-circuit board connector - MSTBC 2,5/ 4-STZF-5,08 - 1809750

Please be informed that the data shown in this PDF Document is generated from our Online Catalog. Please find the complete data in the user's documentation. Our General Terms of Use for Downloads are valid (<http://phoenixcontact.com/download>)

PCB connector, nominal current: 12 A, number of positions: 4, pitch: 5.08 mm, connection method: Crimp connection, color: green, Corresponding female crimp contacts with current [A] and conductor cross section range [mm²] data: 10A/MSTBC-MT 0,5-1,0 (3190564); 10A/MSTBC-MT 0,5-1,0 BA (3190645); 12A/MSTBC-MT 1,5-2,5 (3190551); 12A/MSTBC-MT 1,5-2,5 BA (3190658). BA = Bandkontakte



The figure shows an 10-position version

Your advantages

- Inexpensive connection of large quantities of pre-assembled conductors
- Pull-out aid facilitates handling and allows the tensile force to be reduced at the contact point
- Screwable flange for superior mechanical stability



Key Commercial Data

Packing unit	1 pc
Minimum order quantity	50 pc
GTIN	
GTIN	4017918047894
Weight per Piece (excluding packing)	3.230 g
Custom tariff number	85472000
Country of origin	Poland

Technical data

Dimensions

Length [l]	25 mm
Width [w]	29.98 mm
Height [h]	10.5 mm
Pitch	5.08 mm

Printed-circuit board connector - MSTBC 2,5/ 4-STZF-5,08 - 1809750

Technical data

Dimensions

Dimension a	15.24 mm
-------------	----------

General

Range of articles	MSTBC 2,5/...-STZF
Number of positions	4
Connection method	Crimp connection
Insulating material group	I
Rated surge voltage (III/3)	4 kV
Rated surge voltage (III/2)	4 kV
Rated surge voltage (II/2)	4 kV
Rated voltage (III/3)	320 V
Rated voltage (III/2)	320 V
Rated voltage (II/2)	630 V
Connection in acc. with standard	EN-VDE
Nominal current I_N	12 A
Nominal cross section	2.5 mm ²
Maximum load current	12 A
Insulating material	PA
Flammability rating according to UL 94	V0

Connection data

Conductor cross section flexible min.	0.5 mm ²
Conductor cross section flexible max.	2.5 mm ²
Conductor cross section AWG min.	20
Conductor cross section AWG max.	14
Minimum AWG according to UL/CUL	20
Maximum AWG according to UL/CUL	14

Standards and Regulations

Connection in acc. with standard	EN-VDE
	CSA
Flammability rating according to UL 94	V0

Environmental Product Compliance

China RoHS	Environmentally friendly use period: unlimited = EFUP-e
	No hazardous substances above threshold values

Printed-circuit board connector - MSTBC 2,5/ 4-STZF-5,08 - 1809750

Classifications

eCl@ss

eCl@ss 4.0	27260700
eCl@ss 4.1	27260700
eCl@ss 5.0	27260700
eCl@ss 5.1	27260700
eCl@ss 6.0	27260700
eCl@ss 7.0	27440309
eCl@ss 8.0	27440309
eCl@ss 9.0	27440309

ETIM

ETIM 3.0	EC001121
ETIM 4.0	EC002638
ETIM 5.0	EC002638
ETIM 6.0	EC002638
ETIM 7.0	EC002638

UNSPSC

UNSPSC 6.01	30211810
UNSPSC 7.0901	39121409
UNSPSC 11	39121409
UNSPSC 12.01	39121409
UNSPSC 13.2	39121409

Approvals

Approvals

Approvals


CSA / UL Recognized / cUL Recognized / IECCE CB Scheme / VDE Gutachten mit Fertigungsüberwachung / EAC / cULus Recognized


Ex Approvals


Approval details


Printed-circuit board connector - MSTBC 2,5/ 4-STZF-5,08 - 1809750


Approvals

CSA		http://www.csagroup.org/services-industries/product-listing/	13631
Nominal voltage UN		300 V	
Nominal current IN		10 A	
mm ² /AWG/kcmil		20-14	

UL Recognized		http://database.ul.com/cgi-bin/XYV/template/LISEXT/1FRAME/index.htm	FILE E 60425
	B	D	
Nominal voltage UN		250 V	300 V
Nominal current IN		10 A	10 A
mm ² /AWG/kcmil		20-14	20-14

cUL Recognized		http://database.ul.com/cgi-bin/XYV/template/LISEXT/1FRAME/index.htm	FILE E 60425
	B	D	
Nominal voltage UN		250 V	300 V
Nominal current IN		10 A	10 A
mm ² /AWG/kcmil		20-14	20-14

IECEE CB Scheme		http://www.iecee.org/	DE1-60988-B1B2
Nominal voltage UN		250 V	
Nominal current IN		10 A	
mm ² /AWG/kcmil		0.5-1	

VDE Gutachten mit Fertigungsüberwachung		http://www2.vde.com/de/Institut/Online-Service/VDE-gepruefteProdukte/Seiten/Online-Suche.aspx	40004701
Nominal voltage UN		250 V	
Nominal current IN		10 A	

Printed-circuit board connector - MSTBC 2,5/ 4-STZF-5,08 - 1809750

Approvals

mm ² /AWG/kcmil	0.5-1
----------------------------	-------

EAC		B.01742
-----	--	---------

cULus Recognized	
------------------	--

Accessories

Accessories

Coding element

Coding profile - CP-MSTB - 1734634



Coding profile, is inserted into the slot on the plug or inverted header, red insulating material

Crimp contact

Accessories - MSTBC-MT 0,5-1,0 - 3190564



Module female contact, is inserted into the plug housing MSTBC after crimping the conductor, for conductors from 0.5 to 1.0 mm²

Accessories - MSTBC-MT 0,5-1,0 BA - 3190645



Module female contact, is inserted into the MSTBC connector shell after the conductor has been crimped, for conductors from 0.5 - 1.0 mm², ribbon contact

Printed-circuit board connector - MSTBC 2,5/ 4-STZF-5,08 - 1809750

Accessories

Accessories - MSTBC-MT 1,5-2,5 - 3190551



Module female contact, is inserted into the plug housing MSTBC after crimping the conductor, for conductors from 1.5 to 2.5 mm²

Female insert - MSTBC-MT 1,5-2,5 BA - 3190658



Module female contact, is inserted into the MSTBC connector shell after the conductor has been crimped, for conductors from 1.5 - 2.5 mm², ribbon contact

Accessories - MSTBC-MT 0,2-0,5 - 1879531



Module socket contact, is inserted into the plug housing MSTBC after crimping the conductor, for conductors from 0.2 to 0.5 mm²

Accessories - MSTBC-MT 0,2-0,5 BAND - 1879544



Module socket contact, is inserted into the plug housing MSTBC after crimping the conductor, for conductors from 0.2 to 0.5 mm²

Crimping tool

Crimping pliers - CRIMPFOX MT 2,5 - 1204038



Crimping pliers, for crimping conductors to the module female contacts STG-MTN, crimp range: 0.5-2.5 mm², AWG: 20-14

Printed-circuit board connector - MSTBC 2,5/ 4-STZF-5,08 - 1809750

Accessories

Labeled terminal marker

Marker card - SK 5,08/3,8:FORTL.ZAHLEN - 0804293



Marker card, Card, white, labeled, Horizontal: consecutive numbers 1 ... 10, 11 ... 20, etc. up to 91 ... (99)100, mounting type: adhesive, for terminal block width: 5.08 mm, lettering field size: 5.08 x 3.8 mm

Screwdriver tools

Screwdriver - SZS 0,4X2,5 VDE - 1205037



Screwdriver, slot-headed, VDE insulated, size: 0.4 x 2.5 x 80 mm, 2-component grip, with non-slip grip

Strain relief

Strain relief - STZ 2-MSTBC-5,08 - 1810529



Strain relief for snapping into the latching chambers of the plug components, 2-pos., labeling with ZB 6

Strain relief - STZ 4-MSTBC-5,08 - 1810532



Strain relief for snapping into the latching chambers of the plug components, 4-pos., labeling with ZB 6

Printed-circuit board connector - MSTBC 2,5/ 4-STZF-5,08 - 1809750

Accessories

Strain relief - STZ 8-MSTBC-5,08 - 1810516



Strain relief for snapping into the latching chambers of the plug components, 8-pos., labeling with ZB 6

Strain relief - STZ 12-MSTBC-5,08 - 1810503



Strain relief for snapping into the latching chambers of the plug components, 12-pos., labeling with ZB 6

Additional products

Feed-through header - MSTB 2,5/ 4-GF-5,08 - 1776524

PCB headers, nominal current: 12 A, number of positions: 4, pitch: 5.08 mm, color: green, contact surface: Tin, mounting: Wave soldering



Printed-circuit board connector - MSTBV 2,5/ 4-GF-5,08 - 1777099

PCB headers, nominal current: 12 A, number of positions: 4, pitch: 5.08 mm, color: green, contact surface: Tin, mounting: Wave soldering



Feed-through header - MDSTB 2,5/ 4-GF-5,08 - 1842380

PCB headers, nominal current: 10 A, number of positions: 4, pitch: 5.08 mm, color: green, contact surface: Tin, mounting: Wave soldering. The article can be aligned to create different nos. of positions! In combination with MVSTB or FKCV plug components, both an MVSTBW (or FKCVW) and an MVSTBR plug (or FKCVR) must be used. Combination with TMSTBP plug components is not possible!



Printed-circuit board connector - MSTBC 2,5/ 4-STZF-5,08 - 1809750

Accessories

Feed-through header - MDSTBV 2,5/ 4-GF-5,08 - 1845659



PCB headers, nominal current: 10 A, number of positions: 4, pitch: 5.08 mm, color: green, contact surface: Tin, mounting: Wave soldering, The article can be aligned to create different nos. of positions! In combination with MVSTB or FKCV plug components, both an MVSTBW (or FKCVW) and an MVSTBR plug (or FKCVR) must be used. Combination with TMSTBP plug components is not possible!

Printed-circuit board connector - DFK-MSTBA 2,5/ 4-GF-5,08 - 1899003



Feed-through header, nominal current: 12 A, number of positions: 4, pitch: 5.08 mm, color: green, contact surface: Tin, mounting: Wave soldering

Printed-circuit board connector - DFK-MSTBVA 2,5/ 4-GF-5,08 - 1899304



Feed-through header, nominal current: 12 A, number of positions: 4, pitch: 5.08 mm, color: green, contact surface: Tin, mounting: Wave soldering

Feed-through header - EMSTB 2,5/ 4-GF-5,08 - 1899634



PCB headers, nominal current: 12 A, number of positions: 4, pitch: 5.08 mm, color: green, contact surface: Tin, mounting: Press-in technology

Feed-through header - EMSTBV 2,5/ 4-GF-5,08 - 1915233



PCB headers, nominal current: 12 A, number of positions: 4, pitch: 5.08 mm, color: green, contact surface: Tin, mounting: Press-in technology

Printed-circuit board connector - MSTBC 2,5/ 4-STZF-5,08 - 1809750

Accessories

Feed-through header - MSTB 2,5/ 4-GF-5,08 THT - 1927580



PCB headers, number of positions: 4, pitch: 5.08 mm, color: black, User information and design recommendations for through hole reflow technology can be found under "Downloads"

Feed-through header - MSTBV 2,5/ 4-GF-5,08 THT - 1940910



PCB headers, number of positions: 4, pitch: 5.08 mm, color: black, User information and design recommendations for through hole reflow technology can be found under "Downloads"

Printed-circuit board connector - CC 2,5/ 4-GF-5,08 P26THR - 1954715



PCB headers, nominal current: 12 A, number of positions: 4, pitch: 5.08 mm, color: black, contact surface: Tin, mounting: THR soldering, User information and design recommendations for through hole reflow technology can be found under "Downloads"

Printed-circuit board connector - CC 2,5/ 4-GF-5,08 P26THRR56 - 1954825



PCB headers, nominal current: 12 A, number of positions: 4, pitch: 5.08 mm, color: black, contact surface: Tin, mounting: THR soldering, User information and design recommendations for through hole reflow technology can be found under "Downloads"

Printed-circuit board connector - CCV 2,5/ 4-GF-5,08 P26THR - 1955659



PCB headers, nominal current: 12 A, number of positions: 4, pitch: 5.08 mm, color: black, contact surface: Tin, mounting: THR soldering, User information and design recommendations for through hole reflow technology can be found under "Downloads"

Printed-circuit board connector - MSTBC 2,5/ 4-STZF-5,08 - 1809750

Accessories

Printed-circuit board connector - CCV 2,5/ 4-GF-5,08 P26THRR56 - 1955769

PCB headers, nominal current: 12 A, number of positions: 4, pitch: 5.08 mm, color: black, contact surface: Tin, mounting: THR soldering, User information and design recommendations for through hole reflow technology can be found under "Downloads"

