

## Base strip - PC 4/10-G-7,62 - 1804878

Please be informed that the data shown in this PDF Document is generated from our Online Catalog. Please find the complete data in the user's documentation. Our General Terms of Use for Downloads are valid (<http://phoenixcontact.com/download>)

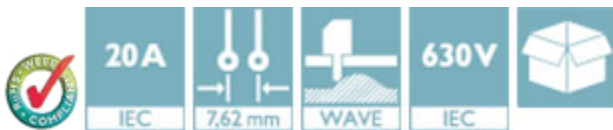


Header, Nominal current: 20 A, Rated voltage (III/2): 630 V, Number of positions: 10, Pitch: 7.62 mm, Color: green, Contact surface: Tin, Mounting: Wave soldering, Mounting flange: Accessory Order No. 1827570


The figure shows a 5-pos. version of the product

### Product Features

- PCB-SHIELD shroud for a professional EMC shield connection
- Vibration-resistant connection by means of separate BF-PC 4 mounting flanges (also for screw connection in the device)
- PC 4 headers for use in combination with all PC 4 plugs
- CP-PC RD coding profiles as protection against mismatching



### Key Commercial Data

|                                      |                                                                                                         |
|--------------------------------------|---------------------------------------------------------------------------------------------------------|
| Packing unit                         | 1 pc                                                                                                    |
| GTIN                                 | <br>4 017918 046316 |
| Weight per Piece (excluding packing) | 21.24 g                                                                                                 |
| Custom tariff number                 | 85366990                                                                                                |
| Country of origin                    | Germany                                                                                                 |

### Technical data

#### Dimensions

|                       |          |
|-----------------------|----------|
| Length                | 29 mm    |
| Pitch                 | 7.62 mm  |
| Dimension a           | 68.58 mm |
| Width                 | 76.18 mm |
| Constructional height | 14.3 mm  |

## Base strip - PC 4/10-G-7,62 - 1804878

### Technical data

#### Dimensions

|                          |            |
|--------------------------|------------|
| Height                   | 20 mm      |
| Length of the solder pin | 5 mm       |
| Pin dimensions           | 1 x 0,8 mm |
| Hole diameter            | 1.3 mm     |

#### General

|                                        |           |
|----------------------------------------|-----------|
| Range of articles                      | PC 4/..-G |
| Insulating material group              | I         |
| Rated surge voltage (III/3)            | 6 kV      |
| Rated surge voltage (III/2)            | 6 kV      |
| Rated surge voltage (II/2)             | 6 kV      |
| Rated voltage (III/3)                  | 400 V     |
| Rated voltage (III/2)                  | 630 V     |
| Rated voltage (II/2)                   | 630 V     |
| Connection in acc. with standard       | EN-VDE    |
| Nominal current I <sub>N</sub>         | 20 A      |
| Maximum load current                   | 20 A      |
| Insulating material                    | PA        |
| Flammability rating according to UL 94 | V0        |
| Color                                  | green     |
| Number of positions                    | 10        |

#### Standards and Regulations

|                                        |        |
|----------------------------------------|--------|
| Connection in acc. with standard       | EN-VDE |
|                                        | CSA    |
| Flammability rating according to UL 94 | V0     |

### Classifications

#### eCl@ss

|            |          |
|------------|----------|
| eCl@ss 4.0 | 272607xx |
| eCl@ss 4.1 | 27260701 |
| eCl@ss 5.0 | 27260701 |
| eCl@ss 5.1 | 27260701 |
| eCl@ss 6.0 | 27260704 |
| eCl@ss 7.0 | 27440402 |
| eCl@ss 8.0 | 27440402 |
| eCl@ss 9.0 | 27440402 |

# Base strip - PC 4/10-G-7,62 - 1804878

## Classifications

### ETIM

|          |          |
|----------|----------|
| ETIM 3.0 | EC001121 |
| ETIM 4.0 | EC002637 |
| ETIM 5.0 | EC002637 |

### UNSPSC

|               |          |
|---------------|----------|
| UNSPSC 6.01   | 30211810 |
| UNSPSC 7.0901 | 39121409 |
| UNSPSC 11     | 39121409 |
| UNSPSC 12.01  | 39121409 |
| UNSPSC 13.2   | 39121409 |

## Approvals

### Approvals

#### Approvals

CSA / UL Recognized / cUL Recognized / LR / GL / BV / DNV / RS / EAC / EAC / cULus Recognized

#### Ex Approvals

#### Approvals submitted

### Approval details


|                                |       |       |
|--------------------------------|-------|-------|
| CSA                            |       |       |
|                                | B     | C     |
| Nominal current I <sub>N</sub> | 20 A  | 20 A  |
| Nominal voltage U <sub>N</sub> | 300 V | 300 V |

|                                |      |      |
|--------------------------------|------|------|
| UL Recognized                  |      |      |
|                                | B    | C    |
| Nominal current I <sub>N</sub> | 20 A | 20 A |

## Base strip - PC 4/10-G-7,62 - 1804878

### Approvals

|                    | B     | C     |
|--------------------|-------|-------|
| Nominal voltage UN | 300 V | 300 V |

| cUL Recognized  |       |       |
|--------------------------------------------------------------------------------------------------|-------|-------|
|                                                                                                  | B     | C     |
| Nominal current IN                                                                               | 20 A  | 20 A  |
| Nominal voltage UN                                                                               | 300 V | 300 V |

LR

GL

BV

DNV

RS

EAC

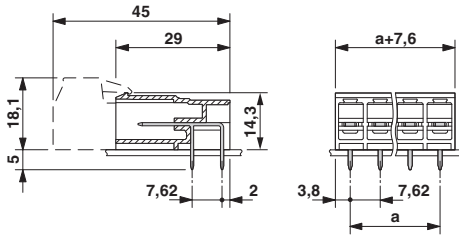
EAC

cULus Recognized 

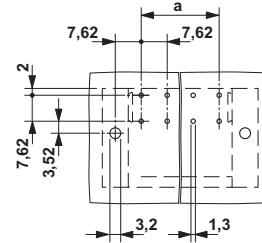
### Drawings

## Base strip - PC 4/10-G-7,62 - 1804878

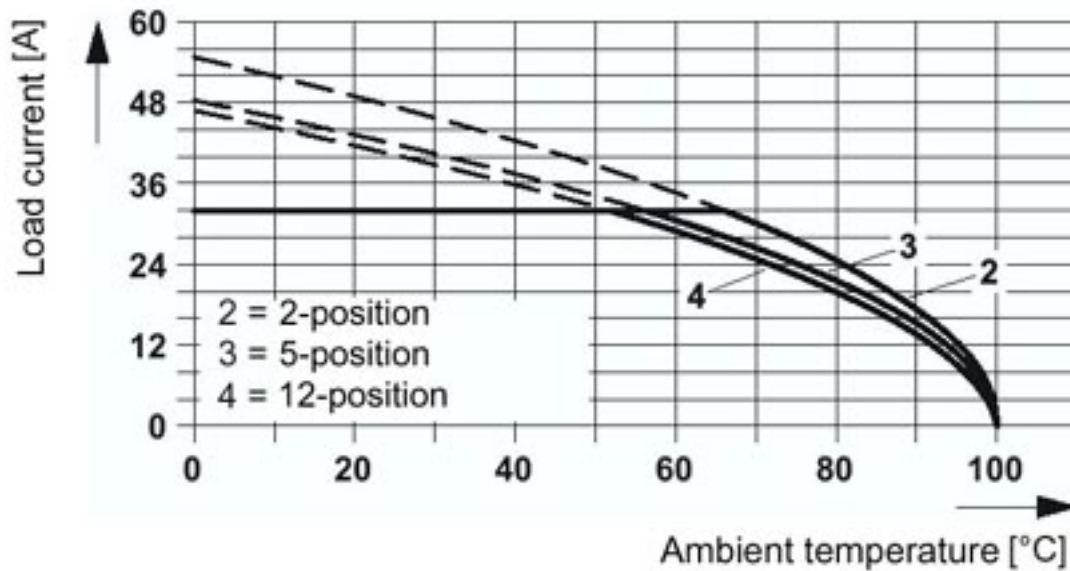
Dimensional drawing



Drilling diagram



Diagram



The illustration shows the derating curve for plugs PC 5/...-ST-7,62 in combination with header PC 4/...-G-7,62.