


Printed-circuit board connector - MVSTBR 2,5/24-ST-5,08 - 1792469

Please be informed that the data shown in this PDF Document is generated from our Online Catalog. Please find the complete data in the user's documentation. Our General Terms of Use for Downloads are valid (<http://phoenixcontact.com/download>)



PCB connector, nominal cross section: 2.5 mm², color: green, nominal current: 12 A, rated voltage (III/2): 320 V, contact surface: Tin, type of contact: Female connector, number of potentials: 24, Number of positions per row: 24, number of connections: 24, product range: MVSTBR 2,5/..-ST, pitch: 5.08 mm, connection method: Screw connection with tension sleeve, screw head form: L Slotted, conductor/PCB connection direction: 90 °, Locking clip: - Locking clip, plug-in system: CLASSIC COMBICON, Locking: without, mounting: without, type of packaging: packed in cardboard


The figure shows a 10-position version of the product

Your advantages

- ✓ Well-known connection principle allows worldwide use
- ✓ Low temperature rise, thanks to maximum contact force
- ✓ Allows connection of two conductors



Key Commercial Data

Packing unit	1 pc
Minimum order quantity	50 pc
GTIN	 4 017918 044947
GTIN	4017918044947
Weight per Piece (excluding packing)	52.350 g
Custom tariff number	85366990
Country of origin	Germany

Technical data

Item properties

Brief article description	PCB connector
Connector system	CLASSIC COMBICON
Type of contact	Female connector
Range of articles	MVSTBR 2,5/..-ST

Printed-circuit board connector - MVSTBR 2,5/24-ST-5,08 - 1792469

Technical data

Item properties

Pitch	5.08 mm
Number of positions	24
Drive form screw head	Slotted (L)
Screw thread	M3
Locking	without
Number of levels	1
Number of connections	24
Number of potentials	24

Electrical parameters

Nominal current	12 A
Nom. voltage	320 V
Rated voltage (III/3)	250 V
Rated voltage (III/2)	320 V
Rated voltage (II/2)	630 V
Rated surge voltage (III/3)	4 kV
Rated surge voltage (III/2)	4 kV
Rated surge voltage (II/2)	4 kV

Connection capacity

Connection method	Screw connection with tension sleeve
pluggable	Yes
Conductor cross section solid	0.2 mm ² ... 2.5 mm ²
Conductor cross section flexible	0.2 mm ² ... 2.5 mm ²
Conductor cross section AWG / kcmil	24 ... 12
Conductor cross section flexible, with ferrule without plastic sleeve	0.25 mm ² ... 2.5 mm ²
Conductor cross section, flexible, with ferrule, with plastic sleeve	0.25 mm ² ... 2.5 mm ²
2 conductors with same cross section, solid	0.2 mm ² ... 1 mm ²
2 conductors with same cross section, flexible	0.2 mm ² ... 1.5 mm ²
2 conductors with same cross section, flexible, with ferrule without plastic sleeve	0.25 mm ² ... 1 mm ²
2 conductors with the same cross section, flexible, with TWIN ferrule with plastic sleeve	0.5 mm ² ... 1.5 mm ²
Cylindrical gauge a x b / diameter	2.8 mm x 2.0 mm / 2.4 mm
Stripping length	7 mm
Torque	0.5 Nm ... 0.6 Nm

Material data - contact

Note	WEEE/RoHS-compliant, free of whiskers according to IEC 60068-2-82/ JEDEC JESD 201
------	---

Printed-circuit board connector - MVSTBR 2,5/24-ST-5,08 - 1792469

Technical data

Material data - contact

Contact material	Cu alloy
Surface characteristics	hot-dip tin-plated
Metal surface terminal point (top layer)	Tin (4 - 8 µm Sn)
Metal surface contact area (top layer)	Tin (4 - 8 µm Sn)

Material data - housing

Housing color	green (6021)
Insulating material	PA
Insulating material group	I
CTI according to IEC 60112	600
Flammability rating according to UL 94	V0
Glow wire flammability index GWFI according to EN 60695-2-12	850
Glow wire ignition temperature GWIT according to EN 60695-2-13	775
Temperature for the ball pressure test according to EN 60695-10-2	125 °C

Dimensions for the product

Caption	Schematische Abbildung - weitere Details siehe Produktfamilienzeichnung im Download Center
Length [l]	12.5 mm
Width [w]	121.92 mm
Height [h]	26 mm
Pitch	5.08 mm
Height (without solder pin)	26 mm

Packaging information

Type of packaging	packed in cardboard
Pieces per package	50
Denomination packing units	Pcs.

General product information

Type of note	Notes on operation
Note	In accordance with IEC 61984, COMBICON connectors have no switching power (COC). During designated use, they must not be plugged in or disconnected when carrying voltage or under load.

Ambient conditions

Ambient temperature (storage/transport)	-40 °C ... 70 °C
Ambient temperature (assembly)	-5 °C ... 100 °C
Ambient temperature (operation)	-40 °C ... 100 °C (dependent on the derating curve)

Termination and connection method

Test for conductor damage and slackening	IEC 60999-1:1999-11
--	---------------------

Printed-circuit board connector - MVSTBR 2,5/24-ST-5,08 - 1792469

Technical data

Termination and connection method

	Test passed
--	-------------

Pull-out test

Pull-out test	IEC 60999-1:1999-11
Conductor cross section / conductor type / tensile force	0.2 mm ² / solid / > 10 N
	0.2 mm ² / flexible / > 10 N
	2.5 mm ² / solid / > 50 N
	2.5 mm ² / flexible / > 50 N

Mechanical tests according to standard

Test specification	IEC 61984
Visual inspection	IEC 60512-1-1:2002-02
Dimension check	IEC 60512-1-2:2002-02
Resistance of inscriptions	IEC 60068-2-70:1995-12
Insertion and withdrawal force	IEC 60512-13-2:2006-02
No. of cycles	25
Insertion strength per pos. approx.	8 N
Withdraw strength per pos. approx.	6 N
Polarization and coding	IEC 60512-13-5:2006-02
Contact holder in insert	IEC 60512-15-1:2008-05
Test force per pos.	33 N

Air clearances and creepage distances

Clearances and creepage distances	IEC 60664-1:2007-04
Specification	IEC 60664-1:2007-04
Minimum clearance - inhomogeneous field (III/3)	3 mm
Minimum clearance - inhomogeneous field (III/2)	3 mm
Minimum clearance - inhomogeneous field (II/2)	3 mm
Minimum creepage distance value (III/3)	3.2 mm
Minimum creepage distance value (III/2)	3 mm
Minimum creepage distance value (II/2)	3.2 mm
Note on connection cross section	With connected conductor 4 mm ² (solid).

Current carrying capacity / derating curves

Caption	Type: MVSTBR 2,5/...-ST-5,08 with CC 2,5/...-G-5,08 P26THR
---------	--

Mechanical tests (A)

Test specification	IEC 61984
Insertion strength per pos. approx.	8 N
Withdraw strength per pos. approx.	6 N

Printed-circuit board connector - MVSTBR 2,5/24-ST-5,08 - 1792469

Technical data

Mechanical tests (A)

Polarization when inserted requirement >20 N	Test passed
Contact holder in insert requirements >20 N	Test passed

Durability tests (B)

Specification	IEC 60512-9-1:2010-03
Contact resistance R ₁	2.5 mΩ
Insertion/withdrawal cycles	25
Contact resistance R ₂	2.5 mΩ
Impulse withstand voltage at sea level	4.8 kV

Thermal tests (C)

Specification	IEC 60512-5-1:2002-02
Number of positions	12
Upper limiting temperature requirements <100 °C	Test passed

Climatic tests (D)

Specification	ISO 6988:1985-02
Cold stress	-40 °C/2 h
Thermal stress	100 °C/168 h
Corrosive stress	0.2 dm ³ SO ₂ on 300 dm ³ /40 °C/1 cycle
Impulse withstand voltage at sea level	4.8 kV
Power-frequency withstand voltage	2.21 kV

Environmental and durability tests (E)

Specification	IEC 61984:2008-10
Result, degree of protection, IP code	Finger safety with IP20 test finger

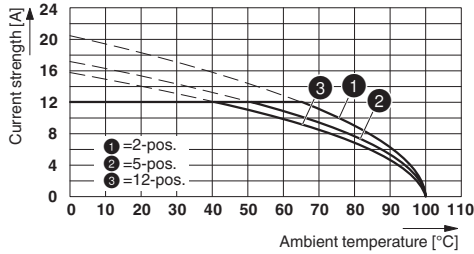
Environmental Product Compliance

China RoHS	Environmentally Friendly Use Period = 50 years
	For details about hazardous substances go to tab "Downloads", Category "Manufacturer's declaration"

Drawings

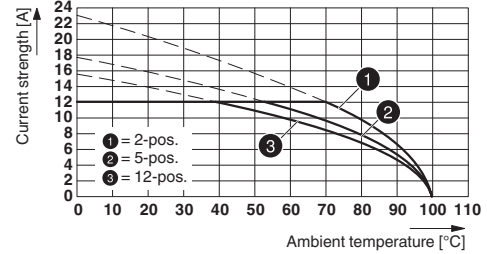
Printed-circuit board connector - MVSTBR 2,5/24-ST-5,08 - 1792469

Diagram



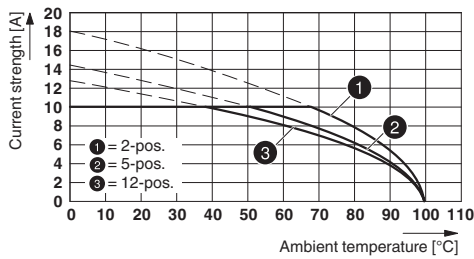
Type: MVSTBR 2,5/...-ST-5,08 with CC 2,5/...-G-5,08 P26THR

Diagram



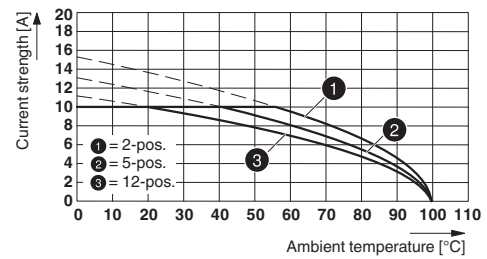
Type: MVSTBR 2,5/...-ST-5,08 with CCV 2,5/...-G-5,08 P26THR

Diagram



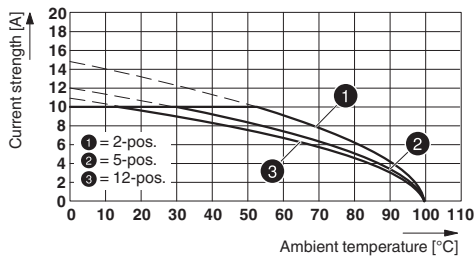
Type: MVSTB(R/W) 2,5/...-ST-5,08 with MDSTBA 2,5/...-G-5,08

Diagram



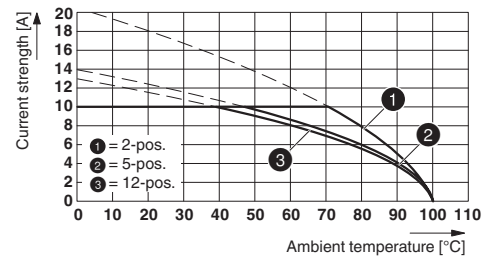
Type: MVSTB(R/W) 2,5/...-ST with MDSTBV 2,5/...-G-5,08

Diagram



Type: MVSTB(R/W) 2,5/...-ST with MDSTBVA 2,5/...-G-5,08

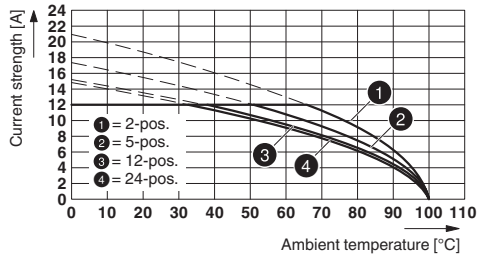
Diagram



Type: MVSTB(R/W) 2,5/...-ST-5,08 with MDSTBW 2,5/...-G-5,08

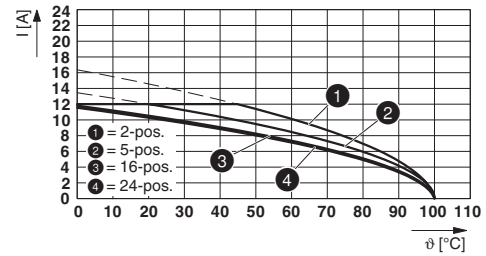
Printed-circuit board connector - MVSTBR 2,5/24-ST-5,08 - 1792469

Diagram



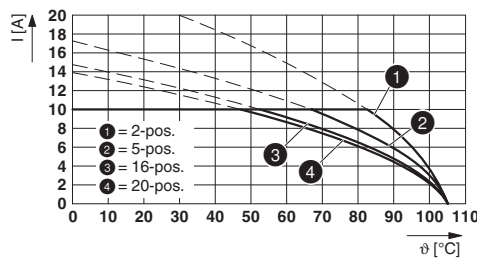
Type: MVSTBR 2,5/...-ST-5,08 with MSTBA 2,5/...-G-5,08

Diagram



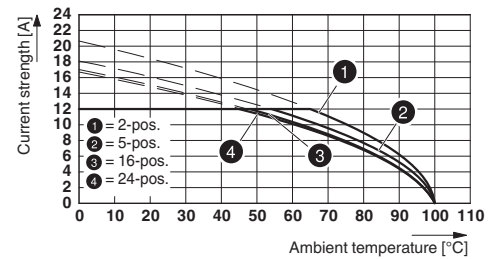
Type: MVSTBR(R/W) 2,5/...-ST-5,08 with MSTBVA 2,5/...-G-5,08

Diagram



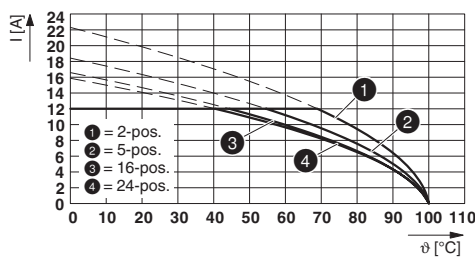
Type: MVSTBR 2,5/...-ST-5,08 with MDSTB 2,5/...-G1-5,08

Diagram



Type: MVSTBR 2,5/...-ST-5,08 with MSTBVK 2,5/...-G-5,08

Diagram



Type: MVSTBR 2,5/...-ST-5,08 with SMSTBA 2,5/...-G-5,08

Classifications

eCl@ss

eCl@ss 10.0.1	27440309
eCl@ss 11.0	27460202
eCl@ss 4.0	27260700
eCl@ss 4.1	27260700
eCl@ss 5.0	27260700

Printed-circuit board connector - MVSTBR 2,5/24-ST-5,08 - 1792469

Classifications

eCl@ss

eCl@ss 5.1	27260700
eCl@ss 6.0	27260700
eCl@ss 7.0	27440309
eCl@ss 9.0	27440309

ETIM

ETIM 3.0	EC001121
ETIM 4.0	EC002638
ETIM 6.0	EC002638
ETIM 7.0	EC002638

UNSPSC

UNSPSC 6.01	30211810
UNSPSC 7.0901	39121409
UNSPSC 11	39121409
UNSPSC 12.01	39121409
UNSPSC 13.2	39121409
UNSPSC 18.0	39121409
UNSPSC 19.0	39121409
UNSPSC 20.0	39121409
UNSPSC 21.0	39121409

Approvals

Approvals

Approvals

VDE Zeichengenehmigung / CSA / IECCEB Scheme / EAC / cULus Recognized

Ex Approvals

Approval details

Printed-circuit board connector - MVSTBR 2,5/24-ST-5,08 - 1792469

Approvals

VDE Zeichengenehmigung		http://www2.vde.com/de/Institut/Online-Service/VDE-gepruefteProdukte/Seiten/Online-Suche.aspx	40050694
Nominal voltage UN	250 V		
Nominal current IN	12 A		
mm ² /AWG/kcmil	0.2-2.5		

CSA		http://www.csagroup.org/services-industries/product-listing/	LR13631-2585950
	B	D	
Nominal voltage UN	300 V	300 V	
Nominal current IN	10 A	10 A	
mm ² /AWG/kcmil	28-12	28-12	

IECEE CB Scheme		http://www.iecee.org/	DE1-60988-B1B2
Nominal voltage UN	250 V		
Nominal current IN	12 A		
mm ² /AWG/kcmil	0.2-2.5		

EAC		B.01687
-----	--	---------

cULus Recognized		http://database.ul.com/cgi-bin/XYV/template/LISEXT/1FRAME/index.htm	E60425-19931011
	B	D	
Nominal voltage UN	300 V	300 V	
Nominal current IN	15 A	10 A	
mm ² /AWG/kcmil	30-12	30-12	

Accessories

Accessories

Printed-circuit board connector - MVSTBR 2,5/24-ST-5,08 - 1792469

Accessories

Coding element

Coding profile - CP-MSTB - 1734634



Coding profile, is inserted into the slot on the plug or inverted header, red insulating material

Marker pen

Marker pen - B-STIFT - 1051993



Marker pen, for manual labeling of unprinted Zack strips, smear-proof and waterproof, line thickness 0.5 mm

Screwdriver tools

Screwdriver - SZS 0,6X3,5 - 1205053



Actuation tool, for ST terminal blocks, insulated, also suitable for use as a bladed screwdriver, size: 0.6 x 3.5 x 100 mm, 2-component grip, with non-slip grip

Terminal marking

Marker card - SK 5,08/3,8:UNBEDRUCKT - 0805412



Marker card, Card, white, unlabeled, can be labeled with: Marker pen, mounting type: adhesive, for terminal block width: 5.08 mm, lettering field size: 5.08 x 3.8 mm

Additional products

Printed-circuit board connector - MVSTBR 2,5/24-ST-5,08 - 1792469

Accessories

Feed-through header - MSTBW 2,5/24-G-5,08 - 1735662



PCB header, nominal cross section: 2.5 mm², color: green, nominal current: 12 A, rated voltage (III/2): 320 V, contact surface: Tin, type of contact: Male connector, number of potentials: 24, Number of rows: 1, Number of positions per row: 24, number of connections: 24, product range: MSTBW 2,5/..-G, pitch: 5.08 mm, mounting: Wave soldering, pin layout: Linear pinning, solder pin [P]: 3.5 mm, plug-in system: CLASSIC COMBICON, Pin connector pattern alignment: Standard, Locking: without, mounting: without, type of packaging: packed in cardboard

Printed-circuit board connector - MSTBVA 2,5/24-G-5,08 - 1755956



PCB header, nominal cross section: 2.5 mm², color: green, nominal current: 12 A, rated voltage (III/2): 320 V, contact surface: Tin, type of contact: Male connector, number of potentials: 24, Number of rows: 1, Number of positions per row: 24, number of connections: 24, product range: MSTBVA 2,5/..-G, pitch: 5.08 mm, mounting: Wave soldering, pin layout: Linear pinning, solder pin [P]: 3.9 mm, plug-in system: CLASSIC COMBICON, Pin connector pattern alignment: Standard, Locking: without, mounting: without, type of packaging: packed in cardboard

Printed-circuit board connector - MSTBA 2,5/24-G-5,08 - 1757462



PCB header, nominal cross section: 2.5 mm², nominal current: 12 A, rated voltage (III/2): 320 V, type of contact: Male connector, number of potentials: 24, Number of rows: 1, Number of positions per row: 24, number of connections: 24, product range: MSTBA 2,5/..-G, pitch: 5.08 mm, mounting: Wave soldering, pin layout: Linear pinning, solder pin [P]: 3.5 mm, plug-in system: CLASSIC COMBICON, Pin connector pattern alignment: Standard, Locking: without, mounting: without

Feed-through header - MSTBV 2,5/24-G-5,08 - 1758238



PCB header, nominal cross section: 2.5 mm², color: green, nominal current: 12 A, rated voltage (III/2): 320 V, contact surface: Tin, type of contact: Male connector, number of potentials: 24, Number of rows: 1, Number of positions per row: 24, number of connections: 24, product range: MSTBV 2,5/..-G, pitch: 5.08 mm, mounting: Wave soldering, pin layout: Linear pinning, solder pin [P]: 3.9 mm, plug-in system: CLASSIC COMBICON, Pin connector pattern alignment: Standard, Locking: without, mounting: without, type of packaging: packed in cardboard

Feed-through header - MSTB 2,5/24-G-5,08 - 1759237



PCB header, nominal cross section: 2.5 mm², color: green, nominal current: 12 A, rated voltage (III/2): 320 V, contact surface: Tin, type of contact: Male connector, number of potentials: 24, Number of rows: 1, Number of positions per row: 24, number of connections: 24, product range: MSTB 2,5/..-G, pitch: 5.08 mm, mounting: Wave soldering, pin layout: Linear pinning, solder pin [P]: 3.5 mm, plug-in system: CLASSIC COMBICON, Pin connector pattern alignment: Standard, Locking: without, mounting: without, type of packaging: packed in cardboard

Printed-circuit board connector - MVSTBR 2,5/24-ST-5,08 - 1792469

Accessories

Feed-through header - SMSTBA 2,5/24-G-5,08 - 1767591



PCB header, nominal cross section: 2.5 mm², color: green, nominal current: 12 A, rated voltage (III/2): 320 V, contact surface: Tin, type of contact: Male connector, number of potentials: 24, Number of rows: 1, Number of positions per row: 24, number of connections: 24, product range: SMSTBA 2,5/..-G, pitch: 5.08 mm, mounting: Wave soldering, pin layout: Linear pinning, solder pin [P]: 3.5 mm, plug-in system: CLASSIC COMBICON, Pin connector pattern alignment: Standard, Locking: without, mounting: without, type of packaging: packed in cardboard

Feed-through header - MSTBA 2,5/24-G-5,08-LA - 1768163



PCB header, color: green, contact surface: Tin, Number of positions per row: 24, product range: MSTBA 2,5/..-G -LA, pitch: 5.08 mm, pin layout: Linear pinning, solder pin [P]: 3.5 mm, type of packaging: packed in cardboard

Printed-circuit board connector - SMSTB 2,5/24-G-5,08 - 1769683



PCB header, nominal cross section: 2.5 mm², color: green, nominal current: 12 A, rated voltage (III/2): 320 V, contact surface: Tin, type of contact: Male connector, number of potentials: 24, Number of rows: 1, Number of positions per row: 24, number of connections: 24, product range: SMSTB 2,5/..-G, pitch: 5.08 mm, mounting: Wave soldering, pin layout: Linear pinning, solder pin [P]: 3.5 mm, plug-in system: CLASSIC COMBICON, Pin connector pattern alignment: Standard, Locking: without, mounting: without, type of packaging: packed in cardboard