

## Printed-circuit board connector - MVSTBR 2,5/ 3-ST - 1792029

Please be informed that the data shown in this PDF Document is generated from our Online Catalog. Please find the complete data in the user's documentation. Our General Terms of Use for Downloads are valid (<http://phoenixcontact.com/download>)



PCB connector, nominal current: 12 A, number of positions: 3, pitch: 5 mm, connection method: Screw connection with tension sleeve, color: green, contact surface: Tin


The figure shows a 10-position version of the product

### Your advantages

- ✓ Well-known connection principle allows worldwide use
- ✓ Low temperature rise, thanks to maximum contact force
- ✓ Allows connection of two conductors



### Key Commercial Data

Packing unit	1 pc
GTIN	 4 017918 044503
GTIN	4017918044503
Weight per Piece (excluding packing)	6.630 g
Custom tariff number	85366990
Country of origin	Germany

### Technical data

#### Dimensions

Length [ l ]	12.5 mm
Width [ w ]	15 mm
Height [ h ]	26 mm
Pitch	5 mm
Dimension a	10 mm

# Printed-circuit board connector - MVSTBR 2,5/ 3-ST - 1792029

## Technical data

### General

Range of articles	MVSTBR 2,5/...-ST
Number of positions	3
Connection method	Screw connection with tension sleeve
Insulating material group	I
Rated surge voltage (III/3)	4 kV
Rated surge voltage (III/2)	4 kV
Rated surge voltage (II/2)	4 kV
Rated voltage (III/3)	250 V
Rated voltage (III/2)	320 V
Rated voltage (II/2)	630 V
Connection in acc. with standard	EN-VDE
Nominal current $I_N$	12 A
Nominal cross section	2.5 mm <sup>2</sup>
Maximum load current	12 A (with a 2.5 mm <sup>2</sup> conductor cross section)
Insulating material	PA
Flammability rating according to UL 94	V0
Internal cylindrical gage	A3
Stripping length	7 mm
Screw thread	M3
Tightening torque, min	0.5 Nm
Tightening torque max	0.6 Nm

### Connection data

Conductor cross section solid min.	0.2 mm <sup>2</sup>
Conductor cross section solid max.	2.5 mm <sup>2</sup>
Conductor cross section flexible min.	0.2 mm <sup>2</sup>
Conductor cross section flexible max.	2.5 mm <sup>2</sup>
Conductor cross section flexible, with ferrule without plastic sleeve min.	0.25 mm <sup>2</sup>
Conductor cross section flexible, with ferrule without plastic sleeve max.	2.5 mm <sup>2</sup>
Conductor cross section flexible, with ferrule with plastic sleeve min.	0.25 mm <sup>2</sup>
Conductor cross section flexible, with ferrule with plastic sleeve max.	2.5 mm <sup>2</sup>
Conductor cross section AWG min.	24
Conductor cross section AWG max.	12
2 conductors with same cross section, solid min.	0.2 mm <sup>2</sup>
2 conductors with same cross section, solid max.	1 mm <sup>2</sup>
2 conductors with same cross section, stranded min.	0.2 mm <sup>2</sup>
2 conductors with same cross section, stranded max.	1.5 mm <sup>2</sup>

## Printed-circuit board connector - MVSTBR 2,5/ 3-ST - 1792029

### Technical data

#### Connection data

2 conductors with same cross section, stranded, ferrules without plastic sleeve, min.	0.25 mm <sup>2</sup>
2 conductors with same cross section, stranded, ferrules without plastic sleeve, max.	1 mm <sup>2</sup>
2 conductors with same cross section, stranded, TWIN ferrules with plastic sleeve, min.	0.5 mm <sup>2</sup>
2 conductors with same cross section, stranded, TWIN ferrules with plastic sleeve, max.	1.5 mm <sup>2</sup>
Minimum AWG according to UL/CUL	30
Maximum AWG according to UL/CUL	12

#### Standards and Regulations

Connection in acc. with standard	EN-VDE
	CSA
Flammability rating according to UL 94	V0

#### Environmental Product Compliance

	Lead 7439-92-1
China RoHS	Environmentally Friendly Use Period = 50
	For details about hazardous substances go to tab "Downloads", Category "Manufacturer's declaration"

### Classifications

#### eCl@ss

eCl@ss 4.0	27260700
eCl@ss 4.1	27260700
eCl@ss 5.0	27260700
eCl@ss 5.1	27260700
eCl@ss 6.0	27260700
eCl@ss 7.0	27440309
eCl@ss 8.0	27440309
eCl@ss 9.0	27440309

#### ETIM

ETIM 3.0	EC001121
ETIM 4.0	EC002638
ETIM 5.0	EC002638
ETIM 6.0	EC002638
ETIM 7.0	EC002638

# Printed-circuit board connector - MVSTBR 2,5/ 3-ST - 1792029

## Classifications

### UNSPSC

UNSPSC 6.01	30211810
UNSPSC 7.0901	39121409
UNSPSC 11	39121409
UNSPSC 12.01	39121409
UNSPSC 13.2	39121409

## Approvals


### Approvals


#### Approvals

CSA / IECCEB CB Scheme / VDE Gutachten mit Fertigungsüberwachung / EAC / cULus Recognized

#### Ex Approvals

### Approval details

CSA		<a href="http://www.csagroup.org/services-industries/product-listing/">http://www.csagroup.org/services-industries/product-listing/</a>	LR13631-2585950
	B	D	
Nominal voltage UN	300 V	300 V	
Nominal current IN	10 A	10 A	
mm <sup>2</sup> /AWG/kcmil	28-12	28-12	

IECEE CB Scheme		<a href="http://www.iecee.org/">http://www.iecee.org/</a>	DE1-60988-B1B2
Nominal voltage UN	250 V		
Nominal current IN	12 A		
mm <sup>2</sup> /AWG/kcmil	0.2-2.5		

# Printed-circuit board connector - MVSTBR 2,5/ 3-ST - 1792029

## Approvals

VDE Gutachten mit Fertigungsüberwachung		<a href="http://www2.vde.com/de/Institut/Online-Service/VDE-gepruefteProdukte/Seiten/Online-Suche.aspx">http://www2.vde.com/de/Institut/Online-Service/ VDE-gepruefteProdukte/Seiten/Online-Suche.aspx</a>	40004701
Nominal voltage UN		250 V	
Nominal current IN		12 A	
mm <sup>2</sup> /AWG/kcmil		0.2-2.5	

EAC		B.01742
-----	--	---------

cULus Recognized		<a href="http://database.ul.com/cgi-bin/XYV/template/LISEXT/1FRAME/index.htm">http://database.ul.com/cgi-bin/XYV/template/LISEXT/1FRAME/index.htm</a>	E60425-19931011
	B	D	
Nominal voltage UN	300 V	300 V	
Nominal current IN	15 A	10 A	
mm <sup>2</sup> /AWG/kcmil	30-12	30-12	

## Accessories

### Accessories

#### Coding element

Coding profile - CP-MSTB - 1734634

Coding profile, is inserted into the slot on the plug or inverted header, red insulating material



#### Marker pen

Marker pen - B-STIFT - 1051993



Marker pen, for manual labeling of unprinted Zack strips, smear-proof and waterproof, line thickness 0.5 mm

## Printed-circuit board connector - MVSTBR 2,5/ 3-ST - 1792029

### Accessories

---

#### Screwdriver tools

Screwdriver - SZS 0,6X3,5 - 1205053



Actuation tool, for ST terminal blocks, insulated, also suitable for use as a bladed screwdriver, size: 0.6 x 3.5 x 100 mm, 2-component grip, with non-slip grip

---

#### Terminal marking

Marker card - SK 5/3,8:UNBEDRUCKT - 0805409



Marker card, Card, white, unlabeled, can be labeled with: Marker pen, mounting type: adhesive, for terminal block width: 5 mm, lettering field size: 5 x 3.8 mm

---

#### Additional products

Feed-through header - MSTBW 2,5/ 3-G - 1736108



PCB headers, nominal current: 12 A, number of positions: 3, pitch: 5 mm, color: green, contact surface: Tin, mounting: Wave soldering

---

Feed-through header - MDSTB 2,5/ 3-G1 - 1736687



PCB headers, nominal current: 10 A, number of positions: 3, pitch: 5 mm, color: green, contact surface: Tin, mounting: Wave soldering, In combination with MVSTB or FKCV plug components, both an MVSTBW (or FKCVW) and an MVSTBR plug (or FKCVR) must be used. Combination with TMSTBP plug components is not possible!

---

## Printed-circuit board connector - MVSTBR 2,5/ 3-ST - 1792029

### Accessories

#### Feed-through header - MDSTBV 2,5/ 3-G1 - 1736726



PCB headers, nominal current: 10 A, number of positions: 3, pitch: 5 mm, color: green, contact surface: Tin, mounting: Wave soldering, In combination with MVSTB or FKCV plug components, both an MVSTBW (or FKCVW) and an MVSTBR plug (or FKCVR) must be used. Combination with TMSTBP plug components is not possible!

---

#### Feed-through header - MSTBV 2,5/ 3-G - 1753453



PCB headers, nominal current: 12 A, number of positions: 3, pitch: 5 mm, color: green, contact surface: Tin, mounting: Wave soldering

---

#### Feed-through header - MSTB 2,5/ 3-G - 1754452



PCB headers, nominal current: 12 A, number of positions: 3, pitch: 5 mm, color: green, contact surface: Tin, mounting: Wave soldering

---

#### Printed-circuit board connector - MSTBVA 2,5/ 3-G - 1755529



PCB headers, nominal current: 12 A, number of positions: 3, pitch: 5 mm, color: green, contact surface: Tin, mounting: Wave soldering

---

#### Printed-circuit board connector - MSTBA 2,5/ 3-G - 1757488



PCB headers, nominal current: 12 A, number of positions: 3, pitch: 5 mm, color: green, contact surface: Tin, mounting: Wave soldering

## Printed-circuit board connector - MVSTBR 2,5/ 3-ST - 1792029

### Accessories

#### Feed-through header - MDSTB 2,5/ 3-G - 1762059



PCB headers, nominal current: 10 A, number of positions: 3, pitch: 5 mm, color: green, contact surface: Tin, mounting: Wave soldering, Can be aligned! Mounting flange: Order no. 1736771, 1736768. In combination with MVSTB or FKCV plugs, both an MVSTBW (or FKCVW) and an MVSTBR plug (or FKCVR) must be used. Combination with TMSTBP plugs is not possible!

#### Feed-through header - MDSTBV 2,5/ 3-G - 1763045



PCB headers, nominal current: 10 A, number of positions: 3, pitch: 5 mm, color: green, contact surface: Tin, mounting: Wave soldering, Can be aligned! Mounting flange: Order No. 1836477, 1836480. In combination with MVSTB or FKCV plug components, both an MVSTBW (or FKCVW) and an MVSTBR plug (or FKCVR) must be used. Combination with TMSTBP plug components is not possible!

#### Feed-through header - MSTB 2,5/ 3-G-LA - 1768192



PCB headers, nominal current: 12 A, number of positions: 3, pitch: 5 mm, color: green, contact surface: Tin, mounting: Wave soldering

#### Printed-circuit board connector - SMSTB 2,5/ 3-G - 1769243



PCB headers, nominal current: 12 A, number of positions: 3, pitch: 5 mm, color: green, contact surface: Tin, mounting: Wave soldering

#### Feed-through header - SMSTBA 2,5/ 3-G - 1769816



PCB headers, nominal current: 12 A, number of positions: 3, pitch: 5 mm, color: green, contact surface: Tin, mounting: Wave soldering



## Printed-circuit board connector - MVSTBR 2,5/ 3-ST - 1792029

### Accessories

#### Feed-through header - MSTBA 2,5/ 3-G-LA - 1770494



PCB headers, nominal current: 12 A, number of positions: 3, pitch: 5 mm, color: green, contact surface: Tin, mounting: Wave soldering

#### Feed-through header - MDSTBW 2,5/ 3-G - 1802427



PCB headers, nominal current: 10 A, number of positions: 3, pitch: 5 mm, color: green, contact surface: Tin, mounting: Wave soldering, The article can be aligned to create different nos. of positions! In combination with MVSTB or FKCV plug components, both an MVSTBW (or FKCVW) and an MVSTBR plug (or FKCVR) must be used. Combination with TMSTBP plug components is not possible!

#### Feed-through header - MDSTBVA 2,5/ 3-G - 1845798



PCB headers, nominal current: 10 A, number of positions: 3, pitch: 5 mm, color: green, contact surface: Tin, mounting: Wave soldering, The article can be aligned to create different nos. of positions! In combination with MVSTB or FKCV plug components, both an MVSTBW (or FKCVW) and an MVSTBR plug (or FKCVR) must be used. Combination with TMSTBP plug components is not possible!

#### Feed-through header - MDSTBA 2,5/ 3-G - 1846522



PCB headers, nominal current: 10 A, number of positions: 3, pitch: 5 mm, color: green, contact surface: Tin, mounting: Wave soldering, The article can be aligned to create different nos. of positions! In combination with MVSTB or FKCV plug components, both an MVSTBW (or FKCVW) and an MVSTBR plug (or FKCVR) must be used. Combination with TMSTBP plug components is not possible!

#### Feed-through header - MSTBO 2,5/ 3-G1L - 1861028



PCB headers, number of positions: 3, pitch: 5 mm, color: green, Article with lateral pin exit

## Printed-circuit board connector - MVSTBR 2,5/ 3-ST - 1792029

### Accessories

Feed-through header - MSTBO 2,5/ 3-G1R - 1861031



PCB headers, number of positions: 3, pitch: 5 mm, color: green, Article with lateral pin exit

Feed-through header - MDSTBA 2,5/ 3-GL - 1874691



PCB headers, nominal current: 10 A, number of positions: 3, pitch: 5 mm, color: green, contact surface: Tin, mounting: Wave soldering, The article can be aligned to create different nos. of positions! In combination with MVSTB or FKCV plug components, both an MVSTBW (or FKCVW) and an MVSTBR plug (or FKCVR) must be used. Combination with TMSTBP plug components is not possible!

Feed-through header - MDSTBA 2,5/ 3-GR - 1874701



PCB headers, nominal current: 10 A, number of positions: 3, pitch: 5 mm, color: green, contact surface: Tin, mounting: Wave soldering, The article can be aligned to create different nos. of positions! In combination with MVSTB or FKCV plug components, both an MVSTBW (or FKCVW) and an MVSTBR plug (or FKCVR) must be used. Combination with TMSTBP plug components is not possible!

Feed-through header - MDSTBVA 2,5/ 3-GL - 1874730



PCB headers, nominal current: 10 A, number of positions: 3, pitch: 5 mm, color: green, contact surface: Tin, mounting: Wave soldering, The article can be aligned to create different nos. of positions! In combination with MVSTB or FKCV plug components, both an MVSTBW (or FKCVW) and an MVSTBR plug (or FKCVR) must be used. Combination with TMSTBP plug components is not possible!

Feed-through header - MDSTBVA 2,5/ 3-GR - 1874743



PCB headers, nominal current: 10 A, number of positions: 3, pitch: 5 mm, color: green, contact surface: Tin, mounting: Wave soldering, The article can be aligned to create different nos. of positions! In combination with MVSTB or FKCV plug components, both an MVSTBW (or FKCVW) and an MVSTBR plug (or FKCVR) must be used. Combination with TMSTBP plug components is not possible!

## Printed-circuit board connector - MVSTBR 2,5/ 3-ST - 1792029

### Accessories

#### Feed-through header - EMSTBA 2,5/ 3-G - 1899854

PCB headers, nominal current: 12 A, number of positions: 3, pitch: 5 mm, color: green, contact surface: Tin, mounting: Press-in technology



---

#### Feed-through header - EMSTBVA 2,5/ 3-G - 1914865

PCB headers, nominal current: 12 A, number of positions: 3, pitch: 5 mm, color: green, contact surface: Tin, mounting: Press-in technology



---

#### Feed-through header - MSTBA 2,5/ 3-G THT - 1927506

PCB headers, number of positions: 3, pitch: 5 mm, color: black, User information and design recommendations for through hole reflow technology can be found under "Downloads"



---

#### Printed-circuit board connector - MSTBVA 2,5/ 3-G THT - 1941016

PCB headers, number of positions: 3, pitch: 5 mm, color: black, User information and design recommendations for through hole reflow technology can be found under "Downloads"



---

#### Feed-through header - MSTBV 2,5/ 3-G THT - 1963955

PCB headers, number of positions: 3, pitch: 5 mm, color: black, User information and design recommendations for through hole reflow technology can be found under "Downloads"



## Printed-circuit board connector - MVSTBR 2,5/ 3-ST - 1792029

### Accessories

Feed-through header - MSTBO 2,5/ 3-G1L KMGY - 2853750



PCB headers, number of positions: 3, pitch: 5 mm, color: light gray

---

Feed-through header - MSTBO 2,5/ 3-G1R KMGY - 2853763



PCB headers, number of positions: 3, pitch: 5 mm, color: light gray

---

Feed-through header - MSTBO 2,5/ 3 G1L THRR44 BK - 2915216



PCB headers, number of positions: 3, pitch: 5 mm, color: black

---

Feed-through header - MSTBO 2,5/ 3 G1R THRR44 BK - 2915229



PCB headers, number of positions: 3, pitch: 5 mm, color: black

---