

## PCB terminal block - FFKDSA1/V-6,35 - 1789621

Please be informed that the data shown in this PDF Document is generated from our Online Catalog. Please find the complete data in the user's documentation. Our General Terms of Use for Downloads are valid (<http://phoenixcontact.com/download>)




PCB terminal block, Nominal current: 12 A, Nom. voltage: 160 V, Pitch: 3.81 mm, Number of positions: 1, Connection method: Push-in spring connection, Mounting: Wave soldering, Conductor/PCB connection direction: 90 °, Color: green, The article can be aligned to create different nos. of positions!

### Product Features

- PCB terminal blocks with front spring-cage connection
- Two solder pins for a high level of stability on the PCB
- When connecting stranded conductors without ferrules, the terminal point is opened using an orange opening lever
- Push-in direct plug-in technology for solid or stranded conductors with ferrules



### Key Commercial Data

Packing unit	1 pc
Minimum order quantity	50 pc
GTIN	 4 017918 044091
Weight per Piece (excluding packing)	1.26 g
Custom tariff number	85369010
Country of origin	Greece

### Technical data

#### Dimensions

Length	12.7 mm
Pitch	3.81 mm
Width	6.35 mm
Constructional height	14 mm
Length of the solder pin	3.4 mm
Pin dimensions	0,5 x 1 mm

# PCB terminal block - FFKDSA1/V-6,35 - 1789621

## Technical data

### Dimensions

Hole diameter	1.3 mm
---------------	--------

### General

Range of articles	FFKDS(A)/V
Insulating material group	I
Rated surge voltage (III/3)	2.5 kV
Rated surge voltage (III/2)	2.5 kV
Rated surge voltage (II/2)	2.5 kV
Rated voltage (III/3)	160 V
Rated voltage (III/2)	160 V
Rated voltage (II/2)	320 V
Connection in acc. with standard	EN-VDE
Nominal current $I_N$	12 A
Nominal cross section	1 mm <sup>2</sup>
Maximum load current	6 A (with 1 mm <sup>2</sup> conductor cross section)
Insulating material	PA
Solder pin surface	Sn
Flammability rating according to UL 94	V0
Stripping length	10 mm
Number of positions	1

### Connection data

Conductor cross section solid min.	0.14 mm <sup>2</sup>
Conductor cross section solid max.	1 mm <sup>2</sup>
Conductor cross section flexible min.	0.14 mm <sup>2</sup>
Conductor cross section flexible max.	1 mm <sup>2</sup>
Conductor cross section flexible, with ferrule without plastic sleeve min.	0.25 mm <sup>2</sup>
Conductor cross section flexible, with ferrule without plastic sleeve max.	0.34 mm <sup>2</sup>
Conductor cross section flexible, with ferrule with plastic sleeve min.	0.25 mm <sup>2</sup>
Conductor cross section flexible, with ferrule with plastic sleeve max.	0.34 mm <sup>2</sup>
Conductor cross section AWG min.	26
Conductor cross section AWG max.	18

### Standards and Regulations

Connection in acc. with standard	EN-VDE
	CSA
Flammability rating according to UL 94	V0

# PCB terminal block - FFKDSA1/V-6,35 - 1789621

## Classifications

### eCl@ss

eCl@ss 4.0	27141109
eCl@ss 4.1	27141109
eCl@ss 5.0	27141190
eCl@ss 5.1	27141190
eCl@ss 6.0	27261101
eCl@ss 7.0	27440401
eCl@ss 8.0	27440401
eCl@ss 9.0	27440401

### ETIM

ETIM 3.0	EC001121
ETIM 4.0	EC002643
ETIM 5.0	EC002643

### UNSPSC

UNSPSC 6.01	30211801
UNSPSC 7.0901	39121432
UNSPSC 11	39121432
UNSPSC 12.01	39121432
UNSPSC 13.2	39121432

## Approvals

### Approvals

---

#### Approvals

CSA / UL Recognized / KEMA-KEUR / cUL Recognized / CCA / CCA / IECCEB Scheme / EAC / EAC / cULus Recognized

---

#### Ex Approvals

---


#### Approvals submitted


---


#### Approval details


# PCB terminal block - FFKDSA1/V-6,35 - 1789621

## Approvals

CSA 	
	B
mm <sup>2</sup> /AWG/kcmil	26-18
Nominal current IN	10 A
Nominal voltage UN	150 V

UL Recognized 		
	B	D
mm <sup>2</sup> /AWG/kcmil	26-16	26-16
Nominal current IN	6 A	6 A
Nominal voltage UN	300 V	300 V

KEMA-KEUR 	
mm <sup>2</sup> /AWG/kcmil	1.0
Nominal voltage UN	130 V


cUL Recognized 		
	B	D
mm <sup>2</sup> /AWG/kcmil	26-16	26-16
Nominal current IN	6 A	6 A
Nominal voltage UN	300 V	300 V

CCA	
mm <sup>2</sup> /AWG/kcmil	1.0
Nominal voltage UN	130 V

## PCB terminal block - FFKDSA1/V-6,35 - 1789621

### Approvals

CCA	
mm <sup>2</sup> /AWG/kcmil	1
Nominal voltage UN	130 V

IECEE CB Scheme 	
mm <sup>2</sup> /AWG/kcmil	1.0
Nominal voltage UN	130 V

EAC
-----

EAC
-----

cULus Recognized 
--