

## Plug-in block - UMSTBVK 2,5/24-G-5,08 - 1788334

Please be informed that the data shown in this PDF Document is generated from our Online Catalog. Please find the complete data in the user's documentation. Our General Terms of Use for Downloads are valid (<http://phoenixcontact.com/download>)




Plug component, Nominal current: 12 A, Rated voltage (III/2): 320 V, Number of positions: 24, Pitch: 5.08 mm, Connection method: Screw connection with tension sleeve, Color: green, Contact surface: Tin, Mounting: DIN rail

The figure shows a 10-position version of the product



### Key Commercial Data

|                                      |   |
|--------------------------------------|---|
| Packing unit                         | 1 pc  |
| GTIN                                 | <br>4 017918 043391 |
| Weight per Piece (excluding packing) | 64.91 g   |
| Custom tariff number                 | 85366990  |
| Country of origin                    | Germany   |

### Technical data

#### Dimensions

|             |           |
|-------------|-----------|
| Width       | 42.5 mm   |
| Pitch       | 5.08 mm   |
| Dimension a | 116.84 mm |

#### General

|                             |                   |
|-----------------------------|-------------------|
| Range of articles           | UMSTBVK 2,5/...-G |
| Insulating material group   | I                 |
| Rated surge voltage (III/3) | 4 kV              |
| Rated surge voltage (III/2) | 4 kV              |
| Rated surge voltage (II/2)  | 4 kV              |
| Rated voltage (III/3)       | 320 V             |

## Plug-in block - UMSTBVK 2,5/24-G-5,08 - 1788334

### Technical data

#### General

|  |                     |
|--|---------------------|
| Rated voltage (III/2)                  | 320 V               |
| Rated voltage (II/2)                   | 630 V               |
| Connection in acc. with standard       | EN-VDE              |
| Nominal current $I_N$                  | 12 A                |
| Nominal cross section                  | 2.5 mm <sup>2</sup> |
| Maximum load current                   | 12 A                |
| Insulating material                    | PA                  |
| Flammability rating according to UL 94 | V0                  |
| Internal cylindrical gage              | A3                  |
| Stripping length                       | 7 mm                |
| Number of positions                    | 24                  |
| Screw thread                           | M3                  |
| Tightening torque, min                 | 0.5 Nm              |
| Tightening torque max                  | 0.6 Nm              |

#### Connection data

|   |                      |
|---|----------------------|
| Conductor cross section solid min.  | 0.2 mm <sup>2</sup>  |
| Conductor cross section solid max.  | 2.5 mm <sup>2</sup>  |
| Conductor cross section flexible min.   | 0.2 mm <sup>2</sup>  |
| Conductor cross section flexible max.   | 2.5 mm <sup>2</sup>  |
| Conductor cross section flexible, with ferrule without plastic sleeve min.              | 0.25 mm <sup>2</sup> |
| Conductor cross section flexible, with ferrule without plastic sleeve max.              | 2.5 mm <sup>2</sup>  |
| Conductor cross section flexible, with ferrule with plastic sleeve min.                 | 0.25 mm <sup>2</sup> |
| Conductor cross section flexible, with ferrule with plastic sleeve max.                 | 2.5 mm <sup>2</sup>  |
| Conductor cross section AWG min.  | 24                   |
| Conductor cross section AWG max.  | 12                   |
| 2 conductors with same cross section, solid min.  | 0.2 mm <sup>2</sup>  |
| 2 conductors with same cross section, solid max.  | 1 mm <sup>2</sup>    |
| 2 conductors with same cross section, stranded min.                                     | 0.2 mm <sup>2</sup>  |
| 2 conductors with same cross section, stranded max.                                     | 1.5 mm <sup>2</sup>  |
| 2 conductors with same cross section, stranded, ferrules without plastic sleeve, min.   | 0.25 mm <sup>2</sup> |
| 2 conductors with same cross section, stranded, ferrules without plastic sleeve, max.   | 1 mm <sup>2</sup>    |
| 2 conductors with same cross section, stranded, TWIN ferrules with plastic sleeve, min. | 0.5 mm <sup>2</sup>  |
| 2 conductors with same cross section, stranded, TWIN ferrules with plastic sleeve, max. | 1.5 mm <sup>2</sup>  |
| Minimum AWG according to UL/CUL   | 30                   |

## Plug-in block - UMSTBVK 2,5/24-G-5,08 - 1788334

### Technical data

#### Connection data

|                                 |    |
|---------------------------------|----|
| Maximum AWG according to UL/CUL | 12 |
|---------------------------------|----|

#### Standards and Regulations

|  |        |
|--|--------|
| Connection in acc. with standard       | EN-VDE |
|  | CSA    |
| Flammability rating according to UL 94 | V0     |

### Classifications

#### eCl@ss

|            |          |
|------------|----------|
| eCl@ss 4.0 | 272607xx |
| eCl@ss 4.1 | 27260701 |
| eCl@ss 5.0 | 27260701 |
| eCl@ss 5.1 | 27260701 |
| eCl@ss 6.0 | 27260704 |
| eCl@ss 7.0 | 27440402 |
| eCl@ss 8.0 | 27141106 |
| eCl@ss 9.0 | 27141106 |

#### ETIM

|          |          |
|----------|----------|
| ETIM 3.0 | EC001121 |
| ETIM 4.0 | EC002637 |
| ETIM 5.0 | EC001284 |

#### UNSPSC

|               |          |
|---------------|----------|
| UNSPSC 6.01   | 30211810 |
| UNSPSC 7.0901 | 39121409 |
| UNSPSC 11     | 39121409 |
| UNSPSC 12.01  | 39121409 |
| UNSPSC 13.2   | 39121409 |

### Approvals

#### Approvals

---

#### Approvals

CSA / UL Recognized / VDE Gutachten mit Fertigungsüberwachung / cUL Recognized / IECCE CB Scheme / EAC / EAC / cULus Recognized

---


# Plug-in block - UMSTBVK 2,5/24-G-5,08 - 1788334

## Approvals


Ex Approvals

Approvals submitted


## Approval details

CSA 


|                                | B     | D     |
|--------------------------------|-------|-------|
| mm <sup>2</sup> /AWG/kcmil     | 28-12 | 28-12 |
| Nominal current I <sub>N</sub> | 10 A  | 10 A  |
| Nominal voltage U <sub>N</sub> | 300 V | 300 V |

UL Recognized 

|                                | B     | D     |
|--------------------------------|-------|-------|
| mm <sup>2</sup> /AWG/kcmil     | 30-12 | 30-12 |
| Nominal current I <sub>N</sub> | 12 A  | 10 A  |
| Nominal voltage U <sub>N</sub> | 250 V | 300 V |

VDE Gutachten mit Fertigungsüberwachung 

| mm <sup>2</sup> /AWG/kcmil     | 0.2-2.5 |
|--------------------------------|---------|
| Nominal current I <sub>N</sub> | 12 A    |
| Nominal voltage U <sub>N</sub> | 250 V   |

cUL Recognized 

|                                | B     | D     |
|--------------------------------|-------|-------|
| mm <sup>2</sup> /AWG/kcmil     | 30-12 | 30-12 |
| Nominal current I <sub>N</sub> | 12 A  | 10 A  |
| Nominal voltage U <sub>N</sub> | 250 V | 300 V |

# Plug-in block - UMSTBVK 2,5/24-G-5,08 - 1788334

## Approvals

|                                |         |
|--------------------------------|---------|
| IECEE CB Scheme                |         |
| mm <sup>2</sup> /AWG/kcmil     | 0.2-2.5 |
| Nominal current I <sub>N</sub> | 12 A    |
| Nominal voltage U <sub>N</sub> | 250 V   |

EAC

EAC

cULus Recognized

## Drawings

Dimensional drawing

