

Header - PTSM 0,5/ 5-HH-2,5-THR R32 - 1778654

Please be informed that the data shown in this PDF Document is generated from our Online Catalog. Please find the complete data in the user's documentation. Our General Terms of Use for Downloads are valid (<http://phoenixcontact.com/download>)



Header, nominal current: 6 A, rated voltage (III/2): 160 V, number of positions: 5, pitch: 2.5 mm, color: black, contact surface: Tin, mounting: THR soldering

The figure shows the 3-pos. version

Why buy this product

- ✓ Designed for integration into the SMT soldering process
- ✓ Supplied in tape-on-reel packing according to IEC 60286-3 for automated mounting



Key Commercial Data

Packing unit	1 STK
Minimum order quantity	500 STK
GTIN	
GTIN	4046356529839
Weight per Piece (excluding packing)	1.640 g
Custom tariff number	85366930
Country of origin	India

Technical data

Dimensions

Length [l]	7.5 mm
Pitch	2.5 mm
Dimension a	10 mm
Width [w]	14.2 mm
Constructional height	5 mm
Height [h]	7 mm

Header - PTSM 0,5/ 5-HH-2,5-THR R32 - 1778654

Technical data

Dimensions

Length of the solder pin	2 mm
Pin dimensions	0,6 x 0,6 mm
Pin spacing	2.50 mm
Hole diameter	1.1 mm

General

Range of articles	PTSM 0,5/..-HH-THR
Insulating material group	IIIa
Rated surge voltage (III/3)	2.5 kV
Rated surge voltage (III/2)	2.5 kV
Rated surge voltage (II/2)	2.5 kV
Rated voltage (III/3)	50 V
Rated voltage (III/2)	160 V
Rated voltage (II/2)	160 V
Connection in acc. with standard	EN-VDE
Nominal current I _N	6 A
Maximum load current	6 A
Insulating material	LCP
Flammability rating according to UL 94	V0
Color	black
Number of positions	5

Standards and Regulations

Connection in acc. with standard	EN-VDE
	UL
Flammability rating according to UL 94	V0

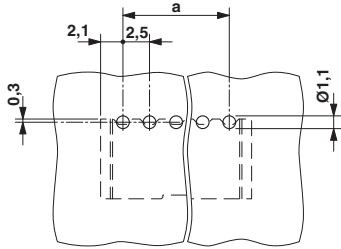
Environmental Product Compliance

China RoHS	Environmentally friendly use period: unlimited = EFUP-e
	No hazardous substances above threshold values

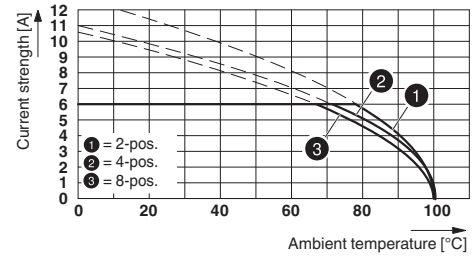
Drawings

Header - PTSM 0,5/ 5-HH-2,5-THR R32 - 1778654

Drilling diagram

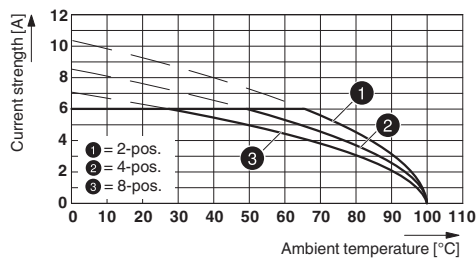


Diagram

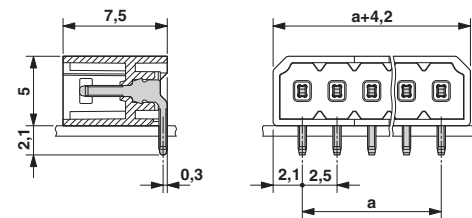


Derating curve for: PTSM 0,5/...-P-2,5 with PTSM 0,5/...-HH-2,5-THR R...

Diagram

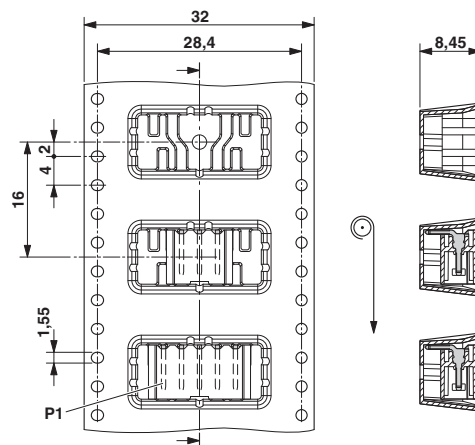


Dimensional drawing



Type: PTSM 0,5/...-HHI1-2,5-THR R... with PTSM 0,5/...-HH-2,5-THR R...

Dimensional drawing



Header - PTSM 0,5/ 5-HH-2,5-THR R32 - 1778654

Classifications

eCl@ss

eCl@ss 4.0	272607xx
eCl@ss 4.1	27260701
eCl@ss 5.0	27260701
eCl@ss 5.1	27260701
eCl@ss 6.0	27260704
eCl@ss 7.0	27440402
eCl@ss 8.0	27440402
eCl@ss 9.0	27440402

ETIM

ETIM 3.0	EC001121
ETIM 4.0	EC002637
ETIM 5.0	EC002637
ETIM 6.0	EC002637

UNSPSC

UNSPSC 6.01	30211810
UNSPSC 7.0901	39121409
UNSPSC 11	39121409
UNSPSC 12.01	39121409
UNSPSC 13.2	39121409

Approvals

Approvals

Approvals

UL Recognized / EAC / cULus Recognized

Ex Approvals

Approval details

Header - PTSM 0,5/ 5-HH-2,5-THR R32 - 1778654

Approvals

UL Recognized		http://database.ul.com/cgi-bin/XYV/template/LISEXT/1FRAME/index.htm	E118976-20130619
		B	
Nominal current IN	5 A		
Nominal voltage UN	150 V		

EAC		B.01742
-----	--	---------

cULus Recognized		http://database.ul.com/cgi-bin/XYV/template/LISEXT/1FRAME/index.htm	E60425-20110108
		B	
Nominal current IN	6 A		
Nominal voltage UN	150 V		

Accessories

Additional products

Printed-circuit board connector - PTSM 0,5/ 5-P-2,5 - 1778861



Plug component, nominal current: 6 A, rated voltage (III/2): 160 V, number of positions: 5, pitch: 2.5 mm, connection method: Push-in spring connection, color: black, contact surface: Tin