

Printed-circuit board connector - FRONT-MSTB 2,5/16-STF-5,08 - 1777934

Please be informed that the data shown in this PDF Document is generated from our Online Catalog. Please find the complete data in the user's documentation. Our General Terms of Use for Downloads are valid (<http://download.phoenixcontact.com>)

Plug component, Nominal current: 12 A, Rated voltage (III/2): 320 V, Number of positions: 16, Pitch: 5.08 mm, Connection method: Screw connection, Color: green, Contact surface: Tin




The figure shows a 10-position version of the product

Product Features

- With front screw connection
- Plug-in direction parallel to the conductor axis
- For larger numbers of positions up to 24-pos., visit: phoenixcontact.net/products



Key commercial data

Packing unit	1 pc
GTIN	 4 017918 039806
Weight per Piece (excluding packing)	49.6 GRM
Custom tariff number	85366990
Country of origin	Germany

Technical data

Dimensions

Pitch	5.08 mm
Dimension a	76.2 mm

General

Range of articles	FRONT-MSTB 2,5/..-STF
Insulating material group	I
Rated surge voltage (III/3)	4 kV
Rated surge voltage (III/2)	4 kV

Printed-circuit board connector - FRONT-MSTB 2,5/16-STF-5,08 - 1777934

Technical data

General

Rated surge voltage (II/2)	4 kV
Rated voltage (III/3)	250 V
Rated voltage (III/2)	320 V
Rated voltage (II/2)	630 V
Connection in acc. with standard	EN-VDE
Nominal current I_N	12 A
Nominal cross section	2.5 mm ²
Maximum load current	12 A
Insulating material	PA
Inflammability class according to UL 94	V0
Internal cylindrical gage	A3
Stripping length	10 mm
Number of positions	16
Screw thread	M2,5
Tightening torque, min	0.5 Nm
Tightening torque max	0.6 Nm

Connection data

Conductor cross section solid min.	0.2 mm ²
Conductor cross section solid max.	2.5 mm ²
Conductor cross section stranded min.	0.2 mm ²
Conductor cross section stranded max.	2.5 mm ²
Conductor cross section stranded, with ferrule without plastic sleeve min.	0.25 mm ²
Conductor cross section stranded, with ferrule without plastic sleeve max.	2.5 mm ²
Conductor cross section stranded, with ferrule with plastic sleeve min.	0.25 mm ²
Conductor cross section stranded, with ferrule with plastic sleeve max.	2.5 mm ²
Conductor cross section AWG/kcmil min.	24
Conductor cross section AWG/kcmil max	12
2 conductors with same cross section, solid min.	0.2 mm ²
2 conductors with same cross section, solid max.	1.5 mm ²
2 conductors with same cross section, stranded min.	0.2 mm ²
2 conductors with same cross section, stranded max.	1.5 mm ²
2 conductors with same cross section, stranded, ferrules without plastic sleeve, min.	0.25 mm ²
2 conductors with same cross section, stranded, ferrules without plastic sleeve, max.	1 mm ²
2 conductors with same cross section, stranded, TWIN ferrules with plastic sleeve, min.	0.5 mm ²

Printed-circuit board connector - FRONT-MSTB 2,5/16-STF-5,08 - 1777934

Technical data

Connection data

2 conductors with same cross section, stranded, TWIN ferrules with plastic sleeve, max.	1 mm ²
Minimum AWG according to UL/CUL	30
Maximum AWG according to UL/CUL	12

Classifications

eCl@ss

eCl@ss 4.0	272607xx
eCl@ss 4.1	27260701
eCl@ss 5.0	27260701
eCl@ss 5.1	27260701
eCl@ss 6.0	27260704
eCl@ss 7.0	27440402
eCl@ss 8.0	27440402

ETIM

ETIM 3.0	EC001121
ETIM 4.0	EC002638
ETIM 5.0	EC002638

UNSPSC

UNSPSC 6.01	30211810
UNSPSC 7.0901	39121409
UNSPSC 11	39121409
UNSPSC 12.01	39121409
UNSPSC 13.2	39121409

Approvals

Approvals

Approvals

CSA / UL Recognized / VDE Gutachten mit Fertigungsüberwachung / cUL Recognized / GOST / GL / IEC CB Scheme / GOST / CCA / cULus Recognized


Ex Approvals

Printed-circuit board connector - FRONT-MSTB 2,5/16-STF-5,08 - 1777934


Approvals

Approvals submitted


Approval details

CSA 


	B	D
mm ² /AWG/kcmil	22-12	22-12
Nominal current I _N	15 A	10 A
Nominal voltage U _N	300 V	300 V

UL Recognized 

	B	D
mm ² /AWG/kcmil	30-12	30-12
Nominal current I _N	15 A	10 A
Nominal voltage U _N	300 V	300 V

VDE Gutachten mit Fertigungsüberwachung 

mm ² /AWG/kcmil	0.34-2.5
Nominal current I _N	12 A
Nominal voltage U _N	250 V

cUL Recognized 

	B	D
mm ² /AWG/kcmil	30-12	30-12
Nominal current I _N	15 A	10 A
Nominal voltage U _N	300 V	300 V

Printed-circuit board connector - FRONT-MSTB 2,5/16-STF-5,08 - 1777934

Approvals

GOST	
------	--

GL	
mm ² /AWG/kcmil	2,5
Nominal current I _N	8 A
Nominal voltage U _N	250 V

IECEE CB Scheme	
mm ² /AWG/kcmil	0.34-2.5
Nominal current I _N	12 A
Nominal voltage U _N	250 V

GOST	
------	--

CCA	
mm ² /AWG/kcmil	0.34-2.5
Nominal current I _N	12 A
Nominal voltage U _N	250 V

cULus Recognized	
------------------	--

Accessories

Accessories

Bridge

Printed-circuit board connector - FRONT-MSTB 2,5/16-STF-5,08 - 1777934

Accessories

Insertion bridge - EBL 10- 5 - 2303132



Insertion bridge, Number of positions: 10, Color: gray

Insertion bridge - EBL 2- 5 - 2303145



Insertion bridge, Number of positions: 2, Color: gray

Insertion bridge - EBL 3- 5 - 2303158



Insertion bridge, Number of positions: 3, Color: gray

Insertion bridge - EBL 4- 5 - 2303161



Insertion bridge, Number of positions: 4, Color: gray

Insertion bridge - EBL 5- 5 - 2303174



Insertion bridge, Number of positions: 5, Color: gray

Coding element

Printed-circuit board connector - FRONT-MSTB 2,5/16-STF-5,08 - 1777934

Accessories

Coding profile - CP-MSTB - 1734634

Coding profile, is inserted into the slot on the plug or inverted header, red insulating material



Labeled terminal marker

Marker cards - SK 5,08/3,8:FORTL.ZAHLEN - 0804293



Marker cards, Card, white, labeled, Horizontal: Consecutive numbers 1 - 10, 11 - 20, etc. up to 91 - (99)100, Mounting type: Adhesive, For terminal block width: 5.08 mm, Lettering field: 5.08 x 3.8 mm

Marker pen

Marker pen - B-STIFT - 1051993



Marker pen, for manual labeling of unprinted Zack strips, smear-proof and waterproof, line thickness 0.5 mm

Screwdriver tools

Screwdriver - SZS 0,6X3,5 - 1205053



Actuation tool, for ST terminal blocks, insulated, also suitable for use as a bladed screwdriver, size: 0.6 x 3.5 x 100 mm, 2-component grip, with non-slip grip

Terminal marking

Printed-circuit board connector - FRONT-MSTB 2,5/16-STF-5,08 - 1777934

Accessories

Marker cards - SK U/2,8 WH:UNBEDRUCKT - 0803883



Marker cards, Sheet, white, Unlabeled, Can be labeled with: Plotter, Office printing systems, Mounting type: Adhesive, Lettering field: 186 x 2.8 mm

Accessories - FRONT-MSTB-EW - 1763058



Removal aid, for FRONT-MSTB, facilitates extraction of several plugs mounted behind each other

Additional products

Plug-in block - UMSTBVK 2,5/16-GF-5,08 - 1788062



Plug component, Nominal current: 12 A, Rated voltage (III/2): 320 V, Number of positions: 16, Pitch: 5.08 mm, Connection method: Screw connection, Color: green, Contact surface: Tin, Assembly: DIN rail

Feed-through terminal block - UK 3D-MSTBV-5,08 - 3002131



Feed-through terminal block, Connection method: Special and hybrid connection, Number of positions: 1, Cross section: 0.2 mm² - 4 mm², AWG: 24 - 12, Width: 5.08 mm, Color: gray, Mounting type: NS 32, NS 35/15, NS 35/7,5

Feed-through terminal block - UK 3-MVSTB-5,08 - 3002076



Feed-through terminal block, Nominal current: 12 A, Nominal voltage: 250 V, Cross section: 0.2 mm² - 4 mm², AWG: 24 - 12, Mounting type: NS 32, NS 35/15, NS 35/7,5, Number of positions: 1, Pitch: 5.08 mm, Width: 5.1, Color: gray

Printed-circuit board connector - FRONT-MSTB 2,5/16-STF-5,08 - 1777934

Accessories

Double-level terminal block - UKK 3-MSTB-5,08 - 2770888



Double-level modular terminal block with COMBICON plug-in zone, nominal current: 12 A, nominal voltage: 250 V, cross section: 0.2 mm² - 4 mm², AWG: 24 - 12, mounting type: NS 35/7.5, NS 35/15, NS 32, pitch: 5.08 mm, width: 5.08, color: gray

Double-level terminal block - UKK 3-MSTB-5,08-PE - 1876615



Double-level terminal block, Nominal current: 12 A, Nominal voltage: 320 V, Cross section: 0.2 mm² - 4 mm², AWG: 24 - 12, Mounting type: NS 35/7,5, NS 35/15, NS 32, Number of positions: 1, Pitch: 5.08 mm, Width: 5.08, Color: green-yellow

Feed-through terminal block - ZFKK 1,5-MSTBV-5,08 - 1873016



Feed-through terminal block, Connection method: Special and hybrid connection, MSTB plug entry, Cross section: 0.2 mm² - 2.5 mm², Width: 5.08 mm, Color: gray, Mounting: NS 35/7,5, NS 35/15 / Ex data new / /

Base strip - MSTBVK 2,5/16-GF-5,08 - 1803099



Plug component, Nominal current: 12 A, Rated voltage (III/2): 320 V, Number of positions: 16, Pitch: 5.08 mm, Connection method: Screw connection, Color: green, Contact surface: Tin, Assembly: DIN rail

Feed-through terminal block - UK 3-MVSTB-5,08-LA 24RD - 3002102



Feed-through terminal block, Nominal current: 12 A, Nominal voltage: 250 V, Cross section: 0.2 mm² - 4 mm², AWG: 24 - 12, Mounting type: NS 32, NS 35/15, NS 35/7,5, Number of positions: 1, Pitch: 5.08 mm, Width: 5.08, Color: gray

Printed-circuit board connector - FRONT-MSTB 2,5/16-STF-5,08 - 1777934

Accessories

Feed-through terminal block - UK 3-MSTB-5,08 - 3002034



Feed-through terminal block, Connection method: Special and hybrid connection, Number of positions: 1, Cross section: 0.2 mm² - 4 mm², AWG: 24 - 12, Width: 5.08 mm, Color: gray, Mounting type: NS 32, NS 35/15, NS 35/7,5

Drawings

Dimensioned drawing

