

## Printed-circuit board connector - PC 5/ 7-STF1-7,62 - 1777888

Please be informed that the data shown in this PDF Document is generated from our Online Catalog. Please find the complete data in the user's documentation. Our General Terms of Use for Downloads are valid (<http://phoenixcontact.com/download>)

PCB connector, nominal current: 41 A, number of positions: 7, pitch: 7.62 mm, connection method: Screw connection with tension sleeve, color: green, contact surface: Tin




The figure shows a 5-pos. version of the product

### Your advantages

- ✓ Well-known connection principle allows worldwide use
- ✓ Low temperature rise, thanks to maximum contact force
- ✓ Allows connection of two conductors
- ✓ Integrated double steel spring provides additional safety in the event of temperature and power fluctuations
- ✓ 600 V UL approval in the smallest of dimensions
- ✓ Screwable flange for superior mechanical stability



### Key Commercial Data

Packing unit	1 pc
Minimum order quantity	50 pc
GTIN	 4 046356 523028
GTIN	4046356523028
Weight per Piece (excluding packing)	33.600 g
Custom tariff number	85366990
Country of origin	Germany

### Technical data

#### Dimensions

Length [ l ]	35.5 mm
Width [ w ]	68.57 mm

# Printed-circuit board connector - PC 5/ 7-STF1-7,62 - 1777888

## Technical data

### Dimensions

Height [ h ]	19.7 mm
Pitch	7.62 mm
Dimension a	45.72 mm

### General

Range of articles	PC 5/..-STF1
Number of positions	7
Connection method	Screw connection with tension sleeve
Insulating material group	I
Rated surge voltage (III/3)	8 kV
Rated surge voltage (III/2)	8 kV
Rated surge voltage (II/2)	6 kV
Rated voltage (III/3)	1000 V
Rated voltage (III/2)	1000 V
Rated voltage (II/2)	1000 V
Nominal current $I_N$	41 A
Nominal cross section	6 mm <sup>2</sup>
Maximum load current	41 A
Insulating material	PA
Flammability rating according to UL 94	V0
Internal cylindrical gage	A4
Stripping length	10 mm
Screw thread	M3
Tightening torque, min	0.5 Nm
Tightening torque max	0.8 Nm
Note	Tightening torque $\leq 4 \text{ mm}^2$ is 0.5 Nm to 0.6 Nm, $> 4 \text{ mm}^2$ is 0.7 Nm to 0.8 Nm

### Connection data

Conductor cross section solid min.	0.2 mm <sup>2</sup>
Conductor cross section solid max.	10 mm <sup>2</sup>
Conductor cross section flexible min.	0.2 mm <sup>2</sup>
Conductor cross section flexible max.	6 mm <sup>2</sup>
Conductor cross section flexible, with ferrule without plastic sleeve min.	0.25 mm <sup>2</sup>
Conductor cross section flexible, with ferrule without plastic sleeve max.	6 mm <sup>2</sup>
Conductor cross section flexible, with ferrule with plastic sleeve min.	0.25 mm <sup>2</sup>
Conductor cross section flexible, with ferrule with plastic sleeve max.	4 mm <sup>2</sup>
Conductor cross section AWG min.	24
Conductor cross section AWG max.	10

## Printed-circuit board connector - PC 5/ 7-STF1-7,62 - 1777888

### Technical data

#### Connection data

2 conductors with same cross section, solid min.	0.2 mm <sup>2</sup>
2 conductors with same cross section, solid max.	2.5 mm <sup>2</sup>
2 conductors with same cross section, stranded min.	0.2 mm <sup>2</sup>
2 conductors with same cross section, stranded max.	4 mm <sup>2</sup>
2 conductors with same cross section, stranded, ferrules without plastic sleeve, min.	0.25 mm <sup>2</sup>
2 conductors with same cross section, stranded, ferrules without plastic sleeve, max.	1.5 mm <sup>2</sup>
2 conductors with same cross section, stranded, TWIN ferrules with plastic sleeve, min.	0.25 mm <sup>2</sup>
2 conductors with same cross section, stranded, TWIN ferrules with plastic sleeve, max.	2.5 mm <sup>2</sup>
Minimum AWG according to UL/CUL	24
Maximum AWG according to UL/CUL	8

#### Standards and Regulations

Connection in acc. with standard	CUL
Flammability rating according to UL 94	V0

#### Environmental Product Compliance

REACH SVHC	Lead 7439-92-1
China RoHS	Environmentally Friendly Use Period = 50
	For details about hazardous substances go to tab "Downloads", Category "Manufacturer's declaration"

### Classifications

#### eCl@ss

eCl@ss 4.0	27260700
eCl@ss 4.1	27260700
eCl@ss 5.0	27260700
eCl@ss 5.1	27260700
eCl@ss 6.0	27260700
eCl@ss 7.0	27440309
eCl@ss 8.0	27440309
eCl@ss 9.0	27440309

#### ETIM

ETIM 3.0	EC001121
ETIM 4.0	EC002643

# Printed-circuit board connector - PC 5/ 7-STF1-7,62 - 1777888

## Classifications

### ETIM

ETIM 5.0	EC002638
ETIM 6.0	EC002638
ETIM 7.0	EC002638

### UNSPSC

UNSPSC 6.01	30211801
UNSPSC 7.0901	39121432
UNSPSC 11	39121432
UNSPSC 12.01	39121432
UNSPSC 13.2	39121409

## Approvals


### Approvals


Approvals

EAC / cULus Recognized

Ex Approvals

### Approval details

EAC		B.01742
-----	---	---------

cULus Recognized		<a href="http://database.ul.com/cgi-bin/XYV/template/LISEXT/1FRAME/index.htm">http://database.ul.com/cgi-bin/XYV/template/LISEXT/1FRAME/index.htm</a>	E60425-19920722
	B	C	
Nominal voltage UN	600 V	600 V	
Nominal current IN	41 A	41 A	
mm <sup>2</sup> /AWG/kcmil	24-8	24-8	

## Accessories

### Accessories

## Printed-circuit board connector - PC 5/ 7-STF1-7,62 - 1777888

### Accessories

#### Coding element

Coding profile - CP-PC RD - 1701967



Coding profile, for plugging into the coding ribs of the plug at a later date, insulating material, color: Red

---

#### Labeled terminal marker

Marker card - SK 7,62/3,8:FORTL.ZAHLEN - 0804549



Marker card, Card, white, labeled, Horizontal: consecutive numbers 1 ... 10, 11 ... 20, etc. up to 91 ... 100, mounting type: adhesive, for terminal block width: 7.62 mm, lettering field size: 7.62 x 3.8 mm

Marker card - SK 3,8 REEL P7,62 WH CUS - 0825128



Marker card, can be ordered: By card, white, labeled according to customer specifications, mounting type: adhesive, for terminal block width: 7.62 mm, lettering field size: continuous x 3.8 mm

---

#### Screwdriver tools

Screwdriver - SZS 0,6X3,5 - 1205053



Actuation tool, for ST terminal blocks, insulated, also suitable for use as a bladed screwdriver, size: 0.6 x 3.5 x 100 mm, 2-component grip, with non-slip grip

---

#### Terminal marking

## Printed-circuit board connector - PC 5/ 7-STF1-7,62 - 1777888

### Accessories

Marker card - SK U/3,8 WH:UNBEDRUCKT - 0803906



Marker card, Sheet, white, unlabeled, can be labeled with: PLOTMARK, CMS-P1-PLOTTER, Office printing systems, mounting type: adhesive, for terminal block width: 210 mm, lettering field size: 186 x 3.8 mm

Marker strip - SK 3,8 WH:REEL - 0805218



Marker strip, Roll, white, unlabeled, can be labeled with: THERMOMARK ROLL 2.0, THERMOMARK ROLL, THERMOMARK ROLL X1, THERMOMARK ROLLMASTER 300/600, THERMOMARK X1.2, mounting type: adhesive, for terminal block width: 90000 mm, lettering field size: continuous x 3.8 mm

### Additional products

Printed-circuit board connector - IPC 5/ 7-STGF-7,62 - 1709319



PCB connector, nominal current: 41 A, number of positions: 7, pitch: 7.62 mm, connection method: Screw connection with tension sleeve, color: green, contact surface: Tin

Printed-circuit board connector - ISPC 5/ 7-STGF-7,62 - 1749256



PCB connector, nominal current: 41 A, number of positions: 7, pitch: 7.62 mm, connection method: Push-in spring connection, color: green, contact surface: Tin

Printed-circuit board connector - PC 5/ 7-GF-7,62 - 1720848



PCB headers, nominal current: 41 A, number of positions: 7, pitch: 7.62 mm, color: green, contact surface: Tin, mounting: Wave soldering

## Printed-circuit board connector - PC 5/ 7-STF1-7,62 - 1777888

### Accessories

Printed-circuit board connector - PC 5/ 7-GFU-7,62 - 1721067



PCB headers, nominal current: 41 A, number of positions: 7, pitch: 7.62 mm, color: green, contact surface: Tin, mounting: Wave soldering

---

Printed-circuit board connector - PCV 5/ 7-GF-7,62 - 1720958



PCB headers, nominal current: 41 A, number of positions: 7, pitch: 7.62 mm, color: green, contact surface: Tin, mounting: Wave soldering

---

Printed-circuit board connector - DFK-PC 5/ 7-GF-7,62 - 1727744



Feed-through header, nominal current: 41 A, number of positions: 7, pitch: 7.62 mm, color: green, contact surface: Tin, mounting: Wave soldering

---

Printed-circuit board connector - DFK-PC 5/ 7-GFU-7,62 - 1727964



Feed-through header, nominal current: 41 A, number of positions: 7, pitch: 7.62 mm, color: green, contact surface: Tin, mounting: Wave soldering

---

Printed-circuit board connector - DFK-PCV 5/ 7-GF-7,62 - 1716441



Feed-through header, nominal current: 41 A, number of positions: 7, pitch: 7.62 mm, color: green, contact surface: Tin, mounting: Wave soldering

---

## Printed-circuit board connector - PC 5/ 7-STF1-7,62 - 1777888

### Accessories

Printed-circuit board connector - DFK-PC 5/ 7-GF-SH-7,62 - 1716111



Feed-through header, nominal current: 41 A, number of positions: 7, pitch: 7.62 mm, color: green, contact surface: Tin, mounting: Wave soldering

---

Printed-circuit board connector - DFK-PC 5/ 7-GFU-SH-7,62 - 1716221



Feed-through header, nominal current: 41 A, number of positions: 7, pitch: 7.62 mm, color: green, contact surface: Tin, mounting: Wave soldering

---

Feed-through plug - DFK-PC 5/ 7-STF-7,62 - 1716661



Feed-through connector, nominal current: 41 A, number of positions: 7, pitch: 7.62 mm, connection method: Screw connection with tension sleeve, color: green, contact surface: Tin

---

---