

Printed-circuit board connector - PC 5/ 6-ST1-7,62 - 177765

Please be informed that the data shown in this PDF Document is generated from our Online Catalog. Please find the complete data in the user's documentation. Our General Terms of Use for Downloads are valid (<http://phoenixcontact.com/download>)



Plug component, nominal current: 41 A, rated voltage (III/2): 1000 V, number of positions: 6, pitch: 7.62 mm, connection method: Screw connection with tension sleeve, color: green, contact surface: Tin


The figure shows a 5-pos. version of the product

Why buy this product

- ✓ Well-known connection principle allows worldwide use
- ✓ Low temperature rise, thanks to maximum contact force
- ✓ Allows connection of two conductors
- ✓ Integrated double steel spring provides additional safety in the event of temperature and power fluctuations
- ✓ 600 V UL approval in the smallest of dimensions



Key Commercial Data

Packing unit	1 STK
Minimum order quantity	50 STK
GTIN	 4 046356 522908
GTIN	4046356522908
Weight per Piece (excluding packing)	26.800 g
Custom tariff number	85366990
Country of origin	Germany

Technical data

Dimensions

Length [l]	35.3 mm
Width [w]	45.67 mm
Height [h]	19.7 mm

Printed-circuit board connector - PC 5/ 6-ST1-7,62 - 1777765

Technical data

Dimensions

Pitch	7.62 mm
Dimension a	38.1 mm

General

Range of articles	PC 5/..-ST1
Type of contact	Female connector
Number of positions	6
Connection method	Screw connection with tension sleeve
Insulating material group	I
Rated surge voltage (III/3)	8 kV
Rated surge voltage (III/2)	8 kV
Rated surge voltage (II/2)	6 kV
Rated voltage (III/3)	1000 V
Rated voltage (III/2)	1000 V
Rated voltage (II/2)	1000 V
Nominal current I_N	41 A
Nominal cross section	6 mm ²
Maximum load current	41 A
Insulating material	PA
Flammability rating according to UL 94	V0
Internal cylindrical gage	A4
Stripping length	10 mm
Screw thread	M3
Tightening torque, min	0.5 Nm
Tightening torque max	0.8 Nm
Note	Tightening torque $\leq 4 \text{ mm}^2$ is 0.5 Nm to 0.6 Nm, $> 4 \text{ mm}^2$ is 0.7 Nm to 0.8 Nm

Connection data

Conductor cross section solid min.	0.2 mm ²
Conductor cross section solid max.	10 mm ²
Conductor cross section flexible min.	0.2 mm ²
Conductor cross section flexible max.	6 mm ²
Conductor cross section flexible, with ferrule without plastic sleeve min.	0.25 mm ²
Conductor cross section flexible, with ferrule without plastic sleeve max.	6 mm ²
Conductor cross section flexible, with ferrule with plastic sleeve min.	0.25 mm ²
Conductor cross section flexible, with ferrule with plastic sleeve max.	4 mm ²
Conductor cross section AWG min.	24
Conductor cross section AWG max.	10

Printed-circuit board connector - PC 5/ 6-ST1-7,62 - 1777765

Technical data

Connection data

2 conductors with same cross section, solid min.	0.2 mm ²
2 conductors with same cross section, solid max.	2.5 mm ²
2 conductors with same cross section, stranded min.	0.2 mm ²
2 conductors with same cross section, stranded max.	4 mm ²
2 conductors with same cross section, stranded, ferrules without plastic sleeve, min.	0.25 mm ²
2 conductors with same cross section, stranded, ferrules without plastic sleeve, max.	1.5 mm ²
2 conductors with same cross section, stranded, TWIN ferrules with plastic sleeve, min.	0.25 mm ²
2 conductors with same cross section, stranded, TWIN ferrules with plastic sleeve, max.	2.5 mm ²
Minimum AWG according to UL/CUL	24
Maximum AWG according to UL/CUL	8

Standards and Regulations

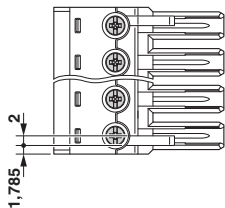
Connection in acc. with standard	CUL
Flammability rating according to UL 94	V0

Environmental Product Compliance

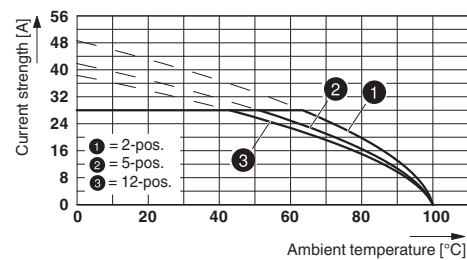
China RoHS	Environmentally Friendly Use Period = 50
	For details about hazardous substances go to tab "Downloads", Category "Manufacturer's declaration"

Drawings

Dimensional drawing



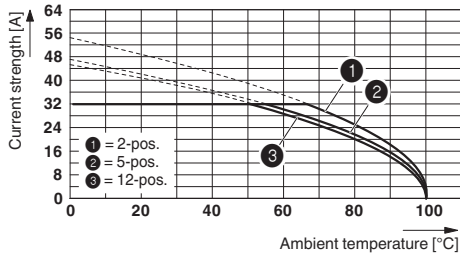
Diagram



Derating curve for: PC 5/...-ST1-7,62 with PC 4/...-G-7,62
 Conductor cross section: 4 mm²

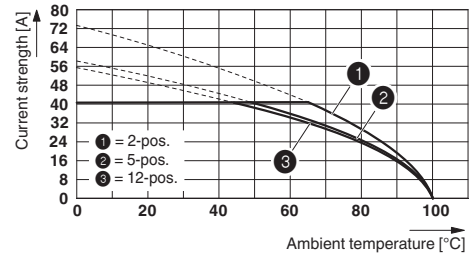
Printed-circuit board connector - PC 5/ 6-ST1-7,62 - 177765

Diagram



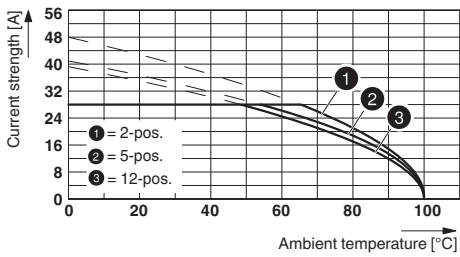
Derating curve for: PC 5/...-ST1-7,62 with PC 5/...-G-7,62
Conductor cross section: 6 mm²

Diagram



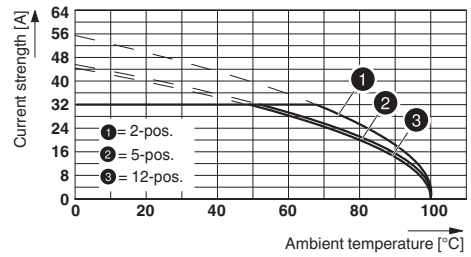
Derating curve for: PC 5/...-ST1-7,62 with PC 5/...-G-7,62
Conductor cross section: 10 mm²

Diagram



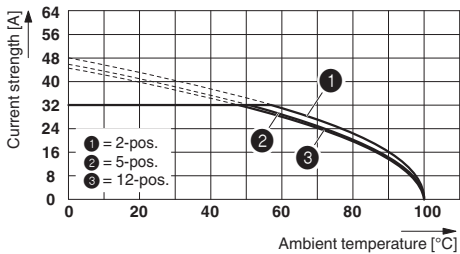
Derating curve for: PC 5/...-ST1-7,62 with PCV 4/...-G-7,62
Conductor cross section: 4 mm²

Diagram



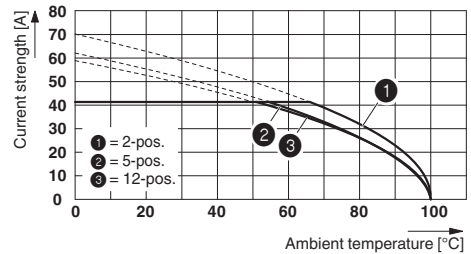
Derating curve for: PC 5/...-ST1-7,62 with PCV 4/...-G-7,62
Conductor cross section: 6 mm²

Diagram



Derating curve for: PC 5/...-ST1-7,62 with PCV 5/...-G-7,62
Conductor cross section: 6 mm²

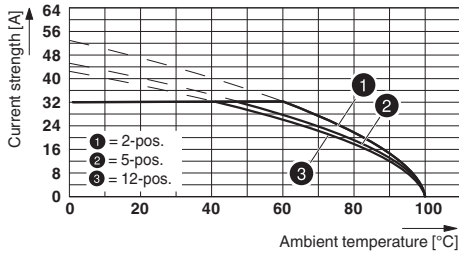
Diagram



Derating curve for: PC 5/...-ST1-7,62 with PCV 5/...-G-7,62
Conductor cross section: 10 mm²

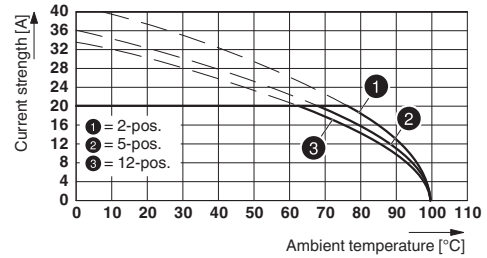
Printed-circuit board connector - PC 5/ 6-ST1-7,62 - 177765

Diagram



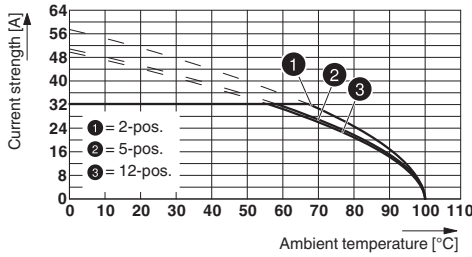
Derating curve for: PC 5/...-ST1-7,62 with PC 4/...-G-7,62
Conductor cross section: 6 mm²

Diagram



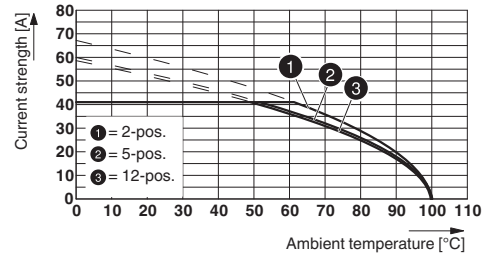
Type: PC 5/...-ST1-7,62 with PCVK 4-7,62

Diagram



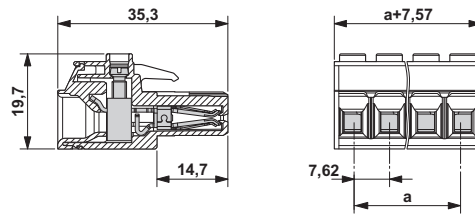
Type: PC 5/...-ST(F)1-7,62 with PC 5/...-GU(F)-7,62
Conductor cross section: 6 mm²

Diagram



Type: PC 5/...-ST(F)1-7,62 with PC 5/...-G(F)U-7,62
Conductor cross section: 10 mm²

Dimensional drawing



Classifications

eCl@ss

eCl@ss 4.0	272607xx
eCl@ss 4.1	27260701
eCl@ss 5.0	27260701
eCl@ss 5.1	27141190
eCl@ss 6.0	27260704

Printed-circuit board connector - PC 5/ 6-ST1-7,62 - 1777765

Classifications

eCl@ss

eCl@ss 7.0	27440402
eCl@ss 8.0	27440309
eCl@ss 9.0	27440309

ETIM

ETIM 3.0	EC001121
ETIM 4.0	EC002638
ETIM 5.0	EC002638
ETIM 6.0	EC002638

UNSPSC

UNSPSC 6.01	30211810
UNSPSC 7.0901	39121409
UNSPSC 11	39121409
UNSPSC 12.01	39121409
UNSPSC 13.2	39121409

Approvals


Approvals

Approvals

UL Recognized / cUL Recognized / EAC / cULus Recognized

Ex Approvals

Approval details

UL Recognized		http://database.ul.com/cgi-bin/XYV/template/LISEXT/1FRAME/index.htm	FILE E 60425
	B	C	
mm ² /AWG/kcmil	24-8	24-8	
Nominal current I _N	41 A	41 A	
Nominal voltage U _N	600 V	600 V	

Printed-circuit board connector - PC 5/ 6-ST1-7,62 - 1777765

Approvals

cUL Recognized		http://database.ul.com/cgi-bin/XYV/template/LISEXT/1FRAME/index.htm	FILE E 60425
		B	C
mm ² /AWG/kcmil		24-8	24-8
Nominal current IN		41 A	41 A
Nominal voltage UN		600 V	600 V

EAC		B.01742
-----	--	---------

cULus Recognized		http://database.ul.com/cgi-bin/XYV/template/LISEXT/1FRAME/index.htm
------------------	--	---

Accessories

Accessories

Coding element

Coding profile - CP-PC RD - 1701967



Coding profile, for plugging into the coding ribs of the plug at a later date, insulating material, color: Red

Labeled terminal marker

Marker card - SK 7,62/3,8:FORTL.ZAHLEN - 0804549



Marker card, Card, white, labeled, Horizontal: Consecutive numbers 1 - 10, 11 - 20, etc. up to 91 - 100, mounting type: adhesive, for terminal block width: 7.62 mm, lettering field size: 7.62 x 3.8 mm

Printed-circuit board connector - PC 5/ 6-ST1-7,62 - 177765

Accessories

Marker card - SK 3,8 REEL P7,62 WH CUS - 0825128



Marker card, can be ordered: By card, white, labeled according to customer specifications, mounting type: adhesive, for terminal block width: 7.62 mm, lettering field size: continuous x 3.8 mm

Screwdriver tools

Screwdriver - SZS 0,6X3,5 - 1205053



Actuation tool, for ST terminal blocks, insulated, also suitable for use as a bladed screwdriver, size: 0.6 x 3.5 x 100 mm, 2-component grip, with non-slip grip

Terminal marking

Marker card - SK U/3,8 WH:UNBEDRUCKT - 0803906



Marker card, Sheet, white, unlabeled, can be labeled with: CMS-P1-PLOTTER, PLOTMARK, Office printing systems, mounting type: adhesive, for terminal block width: 210 mm, lettering field size: 186 x 3.8 mm

Marker strip - SK 3,8 WH:REEL - 0805218



Marker strip, Roll, white, unlabeled, can be labeled with: THERMOMARK ROLL, THERMOMARK ROLL X1, THERMOMARK ROLLMASTER 300/600, THERMOMARK X1.2, THERMOMARK S1.1, mounting type: adhesive, for terminal block width: 90000 mm, lettering field size: continuous x 3.8 mm

Additional products

Printed-circuit board connector - PC 5/ 6-ST1-7,62 - 177765

Accessories

Printed-circuit board connector - IPC 5/ 6-ST-7,62 - 1709089



Plug component, nominal current: 41 A, rated voltage (III/2): 1000 V, number of positions: 6, pitch: 7.62 mm, connection method: Screw connection with tension sleeve, color: green, contact surface: Tin

Printed-circuit board connector - ISPC 5/ 6-STGCL-7,62 - 1748901



Plug component, nominal current: 41 A, rated voltage (III/2): 1000 V, number of positions: 6, pitch: 7.62 mm, connection method: Push-in spring connection, color: green, contact surface: Tin

Printed-circuit board connector - PC 5/ 6-G-7,62 - 1720505



Header, nominal current: 41 A, rated voltage (III/2): 630 V, number of positions: 6, pitch: 7.62 mm, color: green, contact surface: Tin, mounting: Wave soldering

Printed-circuit board connector - PC 5/ 6-GU-7,62 - 1720725



Header, nominal current: 41 A, rated voltage (III/2): 630 V, number of positions: 6, pitch: 7.62 mm, color: green, contact surface: Tin, mounting: Wave soldering

Printed-circuit board connector - PCV 5/ 6-G-7,62 - 1720615



Header, nominal current: 41 A, rated voltage (III/2): 630 V, number of positions: 6, pitch: 7.62 mm, color: green, contact surface: Tin, mounting: Wave soldering

Printed-circuit board connector - PC 5/ 6-ST1-7,62 - 177765

Accessories

Printed-circuit board connector - DFK-PC 5/ 6-G-7,62 - 1727621



Header, nominal current: 41 A, rated voltage (III/2): 630 V, number of positions: 6, pitch: 7.62 mm, color: green, contact surface: Tin, mounting: Wave soldering

Printed-circuit board connector - DFK-PC 5/ 6-GU-7,62 - 1727841



Header, nominal current: 41 A, rated voltage (III/2): 630 V, number of positions: 6, pitch: 7.62 mm, color: green, contact surface: Tin, mounting: Wave soldering

Printed-circuit board connector - DFK-PCV 5/ 6-G-7,62 - 1716328



Header, nominal current: 41 A, rated voltage (III/2): 630 V, number of positions: 6, pitch: 7.62 mm, color: green, contact surface: Tin, mounting: Wave soldering

Printed-circuit board connector - DFK-PC 5/ 6-ST-7,62 - 1716548



Plug component, nominal current: 41 A, rated voltage (III/2): 1000 V, number of positions: 6, pitch: 7.62 mm, connection method: Screw connection with tension sleeve, color: green, contact surface: Tin
