

Contact insert - HC-B 6-EBUS - 1771011


Please be informed that the data shown in this PDF Document is generated from our Online Catalog. Please find the complete data in the user's documentation. Our General Terms of Use for Downloads are valid (<http://phoenixcontact.com/download>)



HEAVYCON female insert, B6 series, 6-pos., screw connection

RoHS

Key Commercial Data

Packing unit	1 pc
GTIN	 4 017918 035754
GTIN	4017918035754
Weight per Piece (excluding packing)	61.680 g
Custom tariff number	85366990
Country of origin	Germany

Technical data

General

Note	For housing HC-B6
Connection method	Screw connection
Tightening torque	0.5 Nm
Degree of pollution	3
Overvoltage category	III
Number of positions	6+PE
Insertion/withdrawal cycles	≥ 500
Size	B6
Conductor cross section	0.5 mm² ... 2.5 mm² (applies to stranded conductors with ferrules)
	0.5 mm² ... 4 mm² (PE screw)
Connection cross section AWG	20 ... 14

Contact insert - HC-B 6-EBUS - 1771011

Technical data

General

	20 ... 12 (PE screw)
Stripping length of the individual wire	7 mm
Assembly instructions	Connectors may be operated only when there is no load/voltage.

Ambient conditions

Ambient temperature (operation)	-40 °C ... 125 °C (including heating up of contacts)
---------------------------------	--

Material data

Contact material	Copper alloy
Contact surface material	Ag
Contact carrier material	PA

Electrical characteristics

Rated voltage (III/3)	500 V
Rated surge voltage	6 kV
Rated current	16 A

Standards and Regulations

Connection in acc. with standard	CSA
Constructional and testing regulations	DIN VDE 0627/86
	DIN VDE 0110/02.79
	DIN VDE 0110-1/04.97
	IEC 60664-1, DIN IEC 60512
	IEC 60352
Flammability rating according to UL 94	V0

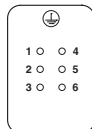
Environmental Product Compliance

China RoHS	Environmentally friendly use period: unlimited = EFUP-e
	No hazardous substances above threshold values

Drawings

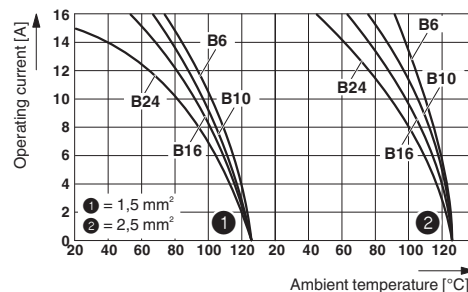
Contact insert - HC-B 6-EBUS - 1771011

Schematic diagram



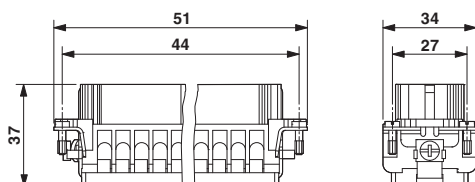
Connector pin assignment, connection side

Diagram



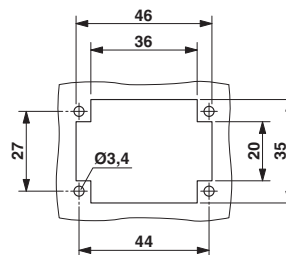
Derating diagram: Series HC-B...S / HC-B...C

Dimensional drawing



Female insert

Dimensional drawing



Mounting cutout

Classifications

eCl@ss

eCl@ss 4.0	27140816
eCl@ss 4.1	27140816
eCl@ss 5.0	27143424
eCl@ss 5.1	27143424
eCl@ss 6.0	27143424
eCl@ss 7.0	27440209
eCl@ss 9.0	27440205

ETIM

ETIM 2.0	EC000438
ETIM 3.0	EC000438
ETIM 4.0	EC000438

UNSPSC

UNSPSC 6.01	30211923
-------------	----------

Contact insert - HC-B 6-EBUS - 1771011

Classifications

UNSPSC

UNSPSC 7.0901	39121522
UNSPSC 11	39121522
UNSPSC 12.01	39121522
UNSPSC 13.2	39121522

Accessories

Accessories

Adapter plate

Adapter plate - HC-B 24-ADP-B 6-GY - 1660407



HEAVYCON adapter plate, type B24 on B6, for panel cutouts of type B24, gray

Coding element

Coding element - HC-CBU - 1676860



Coding socket for coding up to 16 connectors

Coding bolt - HC-CB - 1772722



Coding pin, prevents mismatching of up to six connectors with an identical number of positions

Contact insert - HC-B 6-EBUS - 1771011

Accessories

Coding element - HC-CST - 1676857



Coding peg for coding up to 16 connectors

DIN rail mounting frame

DIN rail mounting frame - HC-SMR-2B 6 - 1687998



HEAVYCON DIN rail mounting frame, for two contact inserts of type B6

DIN rail mounting frame - HC-SMR-B 6 - 1687956



HEAVYCON DIN rail mounting frame, for type B6 contact inserts

Docking frame

Docking frames - HC-B 6-ANDOCK - 1586112



Docking frames for racks, for type B6 contact inserts, with 4 M5 flat headed screws, slide-in offset for x/y axis of ± 1.5 mm

Mounting material

Contact insert - HC-B 6-EBUS - 1771011

Accessories

Screw - HC-B-PES - 1604997



PE screw, for contact inserts HC-B / HC-BB / HC-DD / HC-D40 / HC-D64

PE multiplier - HC-B-3PE - 1644326



PE multiplier, for three PE connections, for HC-B (besides HC-B..E..ZZ) / HC-BB / HC-DD / HC-D40 / HC-D64 contact inserts

Strain relief clamp - HC-B-ZG - 1685327



Strain relief clamps contact inserts of series: B-, BB-, D 40, D 64, DD and HV, straight cable exit

Strain relief clamp - HC-B-ZS - 1685330



Strain relief clamps contact inserts of series: B-, BB-, D 40, D 64, DD and HV, lateral cable exit

Plug mounting plate

DIN rail mounting frame - HC-SMP 125-B 6-AML - 1660957



HEAVYCON DIN rail mounting frame with panel mounting base with single locking latch, for contact inserts of type B6
