

PCB terminal block - PLH 16/ 3-15 - 1770542

Please be informed that the data shown in this PDF Document is generated from our Online Catalog. Please find the complete data in the user's documentation. Our General Terms of Use for Downloads are valid (<http://phoenixcontact.com/download>)



PCB terminal block, Nominal current: 76 A, Nom. voltage: 1000 V, Pitch: 15 mm, Number of positions: 3, Connection method: Push-lock spring connection, Mounting: Wave soldering, Conductor/PCB connection direction: 0 °, Color: green

Product Features

- Color coding from position to position thanks to terminal blocks that can be mounted side by side and lever colors
- Fast connection technology thanks to the tool-free "one-hand tilting lever principle" or direct plug-in technology
- Conductor connection direction horizontal to the PCB
- Unlimited 600 V UL approval already available with 10 mm pitch with zigzag pinning
- PLH 16 push-lock spring-cage PCB terminal block with lever operation for conductor cross sections up to 16 mm² and a current carrying capacity of up to 76 A
- Low actuation forces



Key Commercial Data

Packing unit	1 pc
Minimum order quantity	25 pc
Weight per Piece (excluding packing)	29.6 g
Custom tariff number	85369010
Country of origin	Germany

Technical data

Dimensions

Length	30.5 mm
Pitch	15.00 mm
Dimension a	30 mm
Width	41.4 mm
Constructional height	33.5 mm
Height	29 mm

PCB terminal block - PLH 16/ 3-15 - 1770542

Technical data

Dimensions

Length of the solder pin	4.5 mm
Pin dimensions	1,2 x 1,2 mm
Pin spacing	12.5 mm
Hole diameter	1.6 mm

General

Range of articles	PLH 16/
Insulating material group	I
Rated surge voltage (III/3)	8 kV
Rated surge voltage (III/2)	8 kV
Rated surge voltage (II/2)	8 kV
Rated voltage (III/3)	1000 V
Rated voltage (III/2)	1000 V
Rated voltage (II/2)	1000 V
Nominal current I_N	76 A
Nominal cross section	16 mm ²
Insulating material	PA
Solder pin surface	Sn
Flammability rating according to UL 94	V0
Stripping length	18 mm
Number of positions	3

Connection data

Conductor cross section solid min.	0.75 mm ²
Conductor cross section solid max.	16 mm ²
Conductor cross section flexible min.	0.75 mm ²
Conductor cross section flexible max.	25 mm ²
Conductor cross section flexible, with ferrule without plastic sleeve min.	0.75 mm ²
Conductor cross section flexible, with ferrule without plastic sleeve max.	16 mm ²
Conductor cross section flexible, with ferrule with plastic sleeve min.	0.75 mm ²
Conductor cross section flexible, with ferrule with plastic sleeve max.	10 mm ²
Conductor cross section AWG min.	18
Conductor cross section AWG max.	4
2 conductors with same cross section, stranded, TWIN ferrules with plastic sleeve, min.	0.75 mm ²
2 conductors with same cross section, stranded, TWIN ferrules with plastic sleeve, max.	4 mm ²

Standards and Regulations

PCB terminal block - PLH 16/ 3-15 - 1770542

Technical data

Standards and Regulations

Connection in acc. with standard	UL
Flammability rating according to UL 94	V0

Classifications

eCl@ss

eCl@ss 4.0	27141109
eCl@ss 4.1	27141109
eCl@ss 5.0	27141190
eCl@ss 5.1	27141190
eCl@ss 6.0	27261101
eCl@ss 7.0	27440401
eCl@ss 8.0	27440401
eCl@ss 9.0	27440401

ETIM

ETIM 3.0	EC001121
ETIM 4.0	EC002643
ETIM 5.0	EC002643

UNSPSC

UNSPSC 6.01	30211801
UNSPSC 7.0901	39121432
UNSPSC 11	39121432
UNSPSC 12.01	39121432
UNSPSC 13.2	39121432

Approvals

Approvals

Approvals

UL Recognized / IECCEB CB Scheme / VDE Zeichengenehmigung / EAC / EAC


Ex Approvals


PCB terminal block - PLH 16/ 3-15 - 1770542


Approvals

Approvals submitted

Approval details

UL Recognized 		
	B	C
mm ² /AWG/kcmil	18-4	18-4
Nominal current I _N	66 A	66 A
Nominal voltage U _N	600 V	600 V

IECEE CB Scheme 	
mm ² /AWG/kcmil	0.75-16
Nominal current I _N	76 A
Nominal voltage U _N	1000 V

VDE Zeichengenehmigung 	
mm ² /AWG/kcmil	0.75-16
Nominal current I _N	76 A
Nominal voltage U _N	1000 V

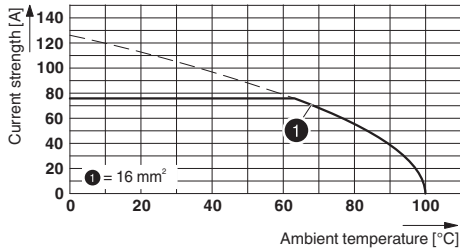
EAC

EAC

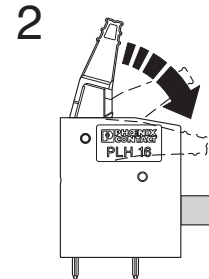
Drawings

PCB terminal block - PLH 16/ 3-15 - 1770542

Diagram

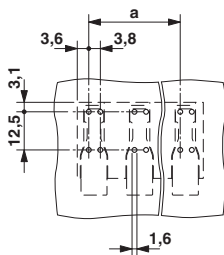


Functional drawing

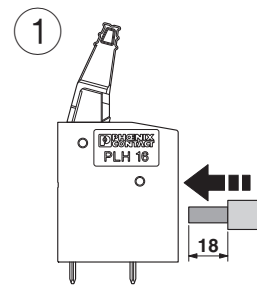


Type: PLH 16/...-15
 Tested in accordance with DIN EN 60512-5-2:2003-01
 No. of positions: 5
 Conductor cross section: 16 mm² (exclusively for solid conductors)

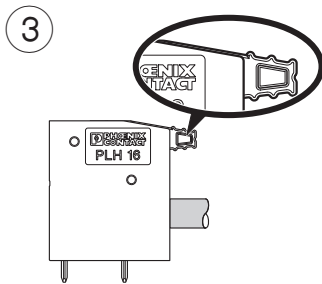
Drilling diagram



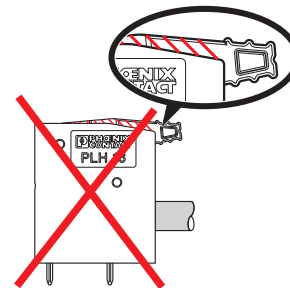
Functional drawing



Functional drawing



Functional drawing



PCB terminal block - PLH 16/ 3-15 - 1770542

Dimensional drawing

