

## Printed-circuit board connector - MSTBP 2,5/ 3-ST - 1765784

Please be informed that the data shown in this PDF Document is generated from our Online Catalog. Please find the complete data in the user's documentation. Our General Terms of Use for Downloads are valid (<http://phoenixcontact.com/download>)

PCB connector, nominal current: 12 A, rated voltage (III/2): 320 V, number of positions: 3, pitch: 5 mm, connection method: Screw connection with tension sleeve, color: green, contact surface: Tin



The figure shows a 10-position version of the product

### Your advantages

- ✓ Well-known connection principle allows worldwide use
- ✓ Low temperature rise, thanks to maximum contact force
- ✓ Quick and convenient testing using integrated test option
- ✓ Allows connection of two conductors



### Key Commercial Data

|                                      |               |
|--------------------------------------|---------------|
| Packing unit                         | 1 pc          |
| GTIN                                 |               |
| GTIN                                 | 4017918031817 |
| Weight per Piece (excluding packing) | 5.690 g       |
| Custom tariff number                 | 85366990      |
| Country of origin                    | Poland        |

### Technical data

#### Dimensions

|              |         |
|--------------|---------|
| Length [ l ] | 21.3 mm |
| Width [ w ]  | 15 mm   |
| Height [ h ] | 15 mm   |
| Pitch        | 5 mm    |
| Dimension a  | 10 mm   |

## Printed-circuit board connector - MSTBP 2,5/ 3-ST - 1765784

### Technical data

#### General

|  |   |
|--|---|
| Range of articles                      | MSTBP 2,5/...-ST  |
| Number of positions                    | 3   |
| Connection method                      | Screw connection with tension sleeve                      |
| Insulating material group              | I   |
| Rated surge voltage (III/3)            | 4 kV  |
| Rated surge voltage (III/2)            | 4 kV  |
| Rated surge voltage (II/2)             | 4 kV  |
| Rated voltage (III/3)                  | 250 V   |
| Rated voltage (III/2)                  | 320 V   |
| Rated voltage (II/2)                   | 630 V   |
| Connection in acc. with standard       | EN-VDE  |
| Nominal current $I_N$                  | 12 A  |
| Nominal cross section                  | 2.5 mm <sup>2</sup>                                       |
| Maximum load current                   | 12 A (with a 2.5 mm <sup>2</sup> conductor cross section) |
| Insulating material                    | PA  |
| Flammability rating according to UL 94 | V0  |
| Internal cylindrical gage              | A3  |
| Stripping length                       | 7 mm  |
| Screw thread                           | M3  |
| Tightening torque, min                 | 0.5 Nm  |
| Tightening torque max                  | 0.6 Nm  |

#### Connection data

|  |                      |
|--|----------------------|
| Conductor cross section solid min.   | 0.2 mm <sup>2</sup>  |
| Conductor cross section solid max.   | 2.5 mm <sup>2</sup>  |
| Conductor cross section flexible min.                                      | 0.2 mm <sup>2</sup>  |
| Conductor cross section flexible max.                                      | 2.5 mm <sup>2</sup>  |
| Conductor cross section flexible, with ferrule without plastic sleeve min. | 0.25 mm <sup>2</sup> |
| Conductor cross section flexible, with ferrule without plastic sleeve max. | 2.5 mm <sup>2</sup>  |
| Conductor cross section flexible, with ferrule with plastic sleeve min.    | 0.25 mm <sup>2</sup> |
| Conductor cross section flexible, with ferrule with plastic sleeve max.    | 2.5 mm <sup>2</sup>  |
| Conductor cross section AWG min.   | 24                   |
| Conductor cross section AWG max.   | 12                   |
| 2 conductors with same cross section, solid min.                           | 0.2 mm <sup>2</sup>  |
| 2 conductors with same cross section, solid max.                           | 1 mm <sup>2</sup>    |
| 2 conductors with same cross section, stranded min.                        | 0.2 mm <sup>2</sup>  |
| 2 conductors with same cross section, stranded max.                        | 1.5 mm <sup>2</sup>  |

# Printed-circuit board connector - MSTBP 2,5/ 3-ST - 1765784

## Technical data

### Connection data

|   |                      |
|---|----------------------|
| 2 conductors with same cross section, stranded, ferrules without plastic sleeve, min.   | 0.25 mm <sup>2</sup> |
| 2 conductors with same cross section, stranded, ferrules without plastic sleeve, max.   | 1 mm <sup>2</sup>    |
| 2 conductors with same cross section, stranded, TWIN ferrules with plastic sleeve, min. | 0.5 mm <sup>2</sup>  |
| 2 conductors with same cross section, stranded, TWIN ferrules with plastic sleeve, max. | 1.5 mm <sup>2</sup>  |
| Minimum AWG according to UL/CUL   | 30                   |
| Maximum AWG according to UL/CUL   | 12                   |

### Standards and Regulations

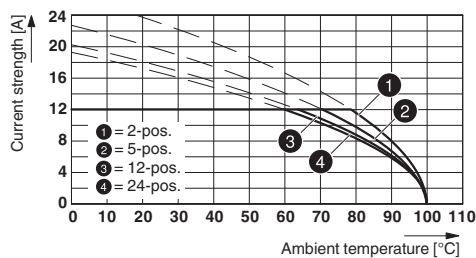
|  |        |
|--|--------|
| Connection in acc. with standard       | EN-VDE |
|  | CSA    |
| Flammability rating according to UL 94 | V0     |

### Environmental Product Compliance

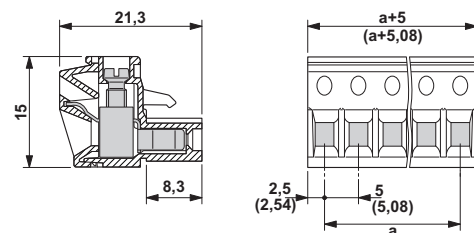
|            |   |
|------------|---|
|            | Lead 7439-92-1  |
| China RoHS | Environmentally Friendly Use Period = 50  |
|            | For details about hazardous substances go to tab "Downloads", Category "Manufacturer's declaration" |

## Drawings

Diagram



Dimensional drawing



Type: MSTBP 2,5/...-ST with MSTBA 2,5/...-G

## Classifications

eCl@ss

|            |          |
|------------|----------|
| eCl@ss 4.0 | 272607xx |
| eCl@ss 4.1 | 27260701 |
| eCl@ss 5.0 | 27260701 |

# Printed-circuit board connector - MSTBP 2,5/ 3-ST - 1765784

## Classifications

### eCl@ss

|            |          |
|------------|----------|
| eCl@ss 5.1 | 27260700 |
| eCl@ss 6.0 | 27260700 |
| eCl@ss 7.0 | 27440309 |
| eCl@ss 8.0 | 27440309 |
| eCl@ss 9.0 | 27440309 |

### ETIM

|          |          |
|----------|----------|
| ETIM 3.0 | EC001121 |
| ETIM 4.0 | EC002638 |
| ETIM 5.0 | EC002638 |
| ETIM 6.0 | EC002638 |
| ETIM 7.0 | EC002638 |

### UNSPSC

|               |          |
|---------------|----------|
| UNSPSC 6.01   | 30211810 |
| UNSPSC 7.0901 | 39121409 |
| UNSPSC 11     | 39121409 |
| UNSPSC 12.01  | 39121409 |
| UNSPSC 13.2   | 39121409 |

## Approvals

### Approvals

#### Approvals

CSA / IECCEB CB Scheme / VDE Gutachten mit Fertigungsüberwachung / EAC / cULus Recognized

#### Ex Approvals


### Approval details


|                    |   |   |       |
|--------------------|---|---|-------|
| CSA                |  | <a href="http://www.csagroup.org/services-industries/product-listing/">http://www.csagroup.org/services-industries/product-listing/</a> | 13631 |
|                    | B   | D   |       |
| Nominal voltage UN | 300 V   | 300 V   |       |
| Nominal current IN | 10 A  | 10 A  |       |

## Printed-circuit board connector - MSTBP 2,5/ 3-ST - 1765784


### Approvals

|                            |       |       |
|----------------------------|-------|-------|
|                            | B     | D     |
| mm <sup>2</sup> /AWG/kcmil | 28-12 | 28-12 |

|                            |   |   |                |
|----------------------------|---|---|----------------|
| IECEE CB Scheme            |  | <a href="http://www.iecee.org/">http://www.iecee.org/</a> | DE1-60988-B1B2 |
| Nominal voltage UN         | 250 V   |   |                |
| Nominal current IN         | 12 A  |   |                |
| mm <sup>2</sup> /AWG/kcmil | 0.2-2.5   |   |                |

|  |   |  |          |
|--|---|--|----------|
| VDE Gutachten mit<br>Fertigungsüberwachung |  | <a href="http://www2.vde.com/de/Institut/Online-Service/VDE-gepruefteProdukte/Seiten/Online-Suche.aspx">http://www2.vde.com/de/Institut/Online-Service/<br/>VDE-gepruefteProdukte/Seiten/Online-Suche.aspx</a> | 40004701 |
| Nominal voltage UN                         | 250 V   |  |          |
| Nominal current IN                         | 12 A  |  |          |
| mm <sup>2</sup> /AWG/kcmil                 | 0.2-2.5   |  |          |

|     |   |         |
|-----|---|---------|
| EAC |  | B.01742 |
|-----|---|---------|

|                            |   |   |                 |
|----------------------------|---|---|-----------------|
| cULus Recognized           |  | <a href="http://database.ul.com/cgi-bin/XYV/template/LISEXT/1FRAME/index.htm">http://database.ul.com/cgi-bin/XYV/template/LISEXT/1FRAME/index.htm</a> | E60425-19931011 |
|                            | B   | D   |                 |
| Nominal voltage UN         | 300 V   | 300 V   |                 |
| Nominal current IN         | 15 A  | 10 A  |                 |
| mm <sup>2</sup> /AWG/kcmil | 30-12   | 30-12   |                 |

### Accessories

Accessories

Insulating sleeve

## Printed-circuit board connector - MSTBP 2,5/ 3-ST - 1765784

### Accessories

Insulating sleeve - MPS-IH GN - 0201702

Insulating sleeve, color: green



Insulating sleeve - MPS-IH RD - 0201676

Insulating sleeve, color: red



Test plug terminal block

Reducing plug - RPS - 0201647



Reducing plug, color: gray

---

Test plugs - MPS-MT - 0201744



Test plugs, with solder connection up to 1 mm<sup>2</sup> conductor cross section, color: gray

---

Additional products

Feed-through header - MSTBW 2,5/ 3-G - 1736108

PCB headers, nominal current: 12 A, rated voltage (III/2): 320 V, number of positions: 3, pitch: 5 mm, color: green, contact surface: Tin, mounting: Wave soldering



## Printed-circuit board connector - MSTBP 2,5/ 3-ST - 1765784

### Accessories

---

#### Feed-through header - MDSTB 2,5/ 3-G1 - 1736687



PCB headers, nominal current: 10 A, rated voltage (III/2): 320 V, number of positions: 3, pitch: 5 mm, color: green, contact surface: Tin, mounting: Wave soldering, In combination with MVSTB or FKCV plug components, both an MVSTBW (or FKCVW) and an MVSTBR plug (or FKCVR) must be used. Combination with TMSTBP plug components is not possible!

---

#### Feed-through header - MDSTBV 2,5/ 3-G1 - 1736726



PCB headers, nominal current: 10 A, rated voltage (III/2): 320 V, number of positions: 3, pitch: 5 mm, color: green, contact surface: Tin, mounting: Wave soldering, In combination with MVSTB or FKCV plug components, both an MVSTBW (or FKCVW) and an MVSTBR plug (or FKCVR) must be used. Combination with TMSTBP plug components is not possible!

---

#### Feed-through header - MSTBV 2,5/ 3-G - 1753453



PCB headers, nominal current: 12 A, rated voltage (III/2): 320 V, number of positions: 3, pitch: 5 mm, color: green, contact surface: Tin, mounting: Wave soldering

---

#### Feed-through header - MSTB 2,5/ 3-G - 1754452



PCB headers, nominal current: 12 A, rated voltage (III/2): 320 V, number of positions: 3, pitch: 5 mm, color: green, contact surface: Tin, mounting: Wave soldering

---

#### Printed-circuit board connector - MSTBVA 2,5/ 3-G - 1755529



PCB headers, nominal current: 12 A, rated voltage (III/2): 320 V, number of positions: 3, pitch: 5 mm, color: green, contact surface: Tin, mounting: Wave soldering

---

## Printed-circuit board connector - MSTBP 2,5/ 3-ST - 1765784

### Accessories

#### Printed-circuit board connector - MSTBA 2,5/ 3-G - 1757488

PCB headers, nominal current: 12 A, rated voltage (III/2): 320 V, number of positions: 3, pitch: 5 mm, color: green, contact surface: Tin, mounting: Wave soldering



#### Feed-through header - MDSTB 2,5/ 3-G - 1762059

PCB headers, nominal current: 10 A, rated voltage (III/2): 320 V, number of positions: 3, pitch: 5 mm, color: green, contact surface: Tin, mounting: Wave soldering, Can be aligned! Mounting flange: Order no. 1736771, 1736768. In combination with MVSTB or FKCV plugs, both an MVSTBW (or FKCVW) and an MVSTBR plug (or FKCVR) must be used. Combination with TMSTBP plugs is not possible!



#### Feed-through header - MDSTBV 2,5/ 3-G - 1763045

PCB headers, nominal current: 10 A, rated voltage (III/2): 320 V, number of positions: 3, pitch: 5 mm, color: green, contact surface: Tin, mounting: Wave soldering, Can be aligned! Mounting flange: Order No. 1836477, 1836480. In combination with MVSTB or FKCV plug components, both an MVSTBW (or FKCVW) and an MVSTBR plug (or FKCVR) must be used. Combination with TMSTBP plug components is not possible!



#### Feed-through header - MSTB 2,5/ 3-G-LA - 1768192

PCB headers, nominal current: 12 A, rated voltage (III/2): 320 V, number of positions: 3, pitch: 5 mm, color: green, contact surface: Tin, mounting: Wave soldering



#### Printed-circuit board connector - SMSTB 2,5/ 3-G - 1769243

PCB headers, nominal current: 12 A, rated voltage (III/2): 320 V, number of positions: 3, pitch: 5 mm, color: green, contact surface: Tin, mounting: Wave soldering





## Printed-circuit board connector - MSTBP 2,5/ 3-ST - 1765784

### Accessories

#### Feed-through header - SMSTBA 2,5/ 3-G - 1769816

PCB headers, nominal current: 12 A, rated voltage (III/2): 320 V, number of positions: 3, pitch: 5 mm, color: green, contact surface: Tin, mounting: Wave soldering



#### Feed-through header - MSTBA 2,5/ 3-G-LA - 1770494

PCB headers, nominal current: 12 A, rated voltage (III/2): 320 V, number of positions: 3, pitch: 5 mm, color: green, contact surface: Tin, mounting: Wave soldering



#### Feed-through header - MDSTBW 2,5/ 3-G - 1802427

PCB headers, nominal current: 10 A, rated voltage (III/2): 320 V, number of positions: 3, pitch: 5 mm, color: green, contact surface: Tin, mounting: Wave soldering, The article can be aligned to create different nos. of positions! In combination with MVSTB or FKCV plug components, both an MVSTBW (or FKCVW) and an MVSTBR plug (or FKCVR) must be used. Combination with TMSTBP plug components is not possible!



#### Feed-through header - MDSTBVA 2,5/ 3-G - 1845798

PCB headers, nominal current: 10 A, rated voltage (III/2): 320 V, number of positions: 3, pitch: 5 mm, color: green, contact surface: Tin, mounting: Wave soldering, The article can be aligned to create different nos. of positions! In combination with MVSTB or FKCV plug components, both an MVSTBW (or FKCVW) and an MVSTBR plug (or FKCVR) must be used. Combination with TMSTBP plug components is not possible!



#### Feed-through header - MDSTBA 2,5/ 3-G - 1846522

PCB headers, nominal current: 10 A, rated voltage (III/2): 320 V, number of positions: 3, pitch: 5 mm, color: green, contact surface: Tin, mounting: Wave soldering, The article can be aligned to create different nos. of positions! In combination with MVSTB or FKCV plug components, both an MVSTBW (or FKCVW) and an MVSTBR plug (or FKCVR) must be used. Combination with TMSTBP plug components is not possible!



## Printed-circuit board connector - MSTBP 2,5/ 3-ST - 1765784

### Accessories

Feed-through header - MSTBO 2,5/ 3-G1L - 1861028



PCB headers, number of positions: 3, pitch: 5 mm, color: green, Article with lateral pin exit

---

Feed-through header - MSTBO 2,5/ 3-G1R - 1861031



PCB headers, number of positions: 3, pitch: 5 mm, color: green, Article with lateral pin exit

---

Feed-through header - MDSTBA 2,5/ 3-GL - 1874691



PCB headers, nominal current: 10 A, rated voltage (III/2): 320 V, number of positions: 3, pitch: 5 mm, color: green, contact surface: Tin, mounting: Wave soldering, The article can be aligned to create different nos. of positions! In combination with MVSTB or FKCV plug components, both an MVSTBW (or FKCVW) and an MVSTBR plug (or FKCVR) must be used. Combination with TMSTBP plug components is not possible!

---

Feed-through header - MDSTBA 2,5/ 3-GR - 1874701



PCB headers, nominal current: 10 A, rated voltage (III/2): 320 V, number of positions: 3, pitch: 5 mm, color: green, contact surface: Tin, mounting: Wave soldering, The article can be aligned to create different nos. of positions! In combination with MVSTB or FKCV plug components, both an MVSTBW (or FKCVW) and an MVSTBR plug (or FKCVR) must be used. Combination with TMSTBP plug components is not possible!

---

Feed-through header - MDSTBVA 2,5/ 3-GL - 1874730



PCB headers, nominal current: 10 A, rated voltage (III/2): 320 V, number of positions: 3, pitch: 5 mm, color: green, contact surface: Tin, mounting: Wave soldering, The article can be aligned to create different nos. of positions! In combination with MVSTB or FKCV plug components, both an MVSTBW (or FKCVW) and an MVSTBR plug (or FKCVR) must be used. Combination with TMSTBP plug components is not possible!

---

## Printed-circuit board connector - MSTBP 2,5/ 3-ST - 1765784

### Accessories

#### Feed-through header - MDSTBVA 2,5/ 3-GR - 1874743



PCB headers, nominal current: 10 A, rated voltage (III/2): 320 V, number of positions: 3, pitch: 5 mm, color: green, contact surface: Tin, mounting: Wave soldering, The article can be aligned to create different nos. of positions! In combination with MVSTB or FKCV plug components, both an MVSTBW (or FKCVW) and an MVSTBR plug (or FKCVR) must be used. Combination with TMSTBP plug components is not possible!

---

#### Feed-through header - EMSTBA 2,5/ 3-G - 1899854



PCB headers, nominal current: 12 A, rated voltage (III/2): 320 V, number of positions: 3, pitch: 5 mm, color: green, contact surface: Tin, mounting: Press-in technology

---

#### Feed-through header - EMSTBVA 2,5/ 3-G - 1914865



PCB headers, nominal current: 12 A, rated voltage (III/2): 320 V, number of positions: 3, pitch: 5 mm, color: green, contact surface: Tin, mounting: Press-in technology

---

#### Feed-through header - MSTBA 2,5/ 3-G THT - 1927506



PCB headers, number of positions: 3, pitch: 5 mm, color: black, User information and design recommendations for through hole reflow technology can be found under "Downloads"

---

#### Printed-circuit board connector - MSTBVA 2,5/ 3-G THT - 1941016



PCB headers, number of positions: 3, pitch: 5 mm, color: black, User information and design recommendations for through hole reflow technology can be found under "Downloads"

## Printed-circuit board connector - MSTBP 2,5/ 3-ST - 1765784

### Accessories

Feed-through header - MSTBV 2,5/ 3-G THT - 1963955



PCB headers, number of positions: 3, pitch: 5 mm, color: black, User information and design recommendations for through hole reflow technology can be found under "Downloads"

---

Feed-through header - MSTBO 2,5/ 3-G1L KMGY - 2853750



PCB headers, number of positions: 3, pitch: 5 mm, color: light gray

---

Feed-through header - MSTBO 2,5/ 3-G1R KMGY - 2853763



PCB headers, number of positions: 3, pitch: 5 mm, color: light gray

---

Feed-through header - MSTBO 2,5/ 3 G1L THRR44 BK - 2915216



PCB headers, number of positions: 3, pitch: 5 mm, color: black

---

Feed-through header - MSTBO 2,5/ 3 G1R THRR44 BK - 2915229



PCB headers, number of positions: 3, pitch: 5 mm, color: black

---

---

