


## Base strip - MDSTB 2,5/ 3-G1-5,08 - 1762376

Please be informed that the data shown in this PDF Document is generated from our Online Catalog. Please find the complete data in the user's documentation. Our General Terms of Use for Downloads are valid (<http://phoenixcontact.com/download>)



Header, Nominal current: 10 A, Rated voltage (III/2): 320 V, Number of positions: 3, Pitch: 5.08 mm, Color: green, Contact surface: Tin, Mounting: Soldering, In combination with MVSTB or FKCV plug components, both an MVSTBW (or FKCVW) and an MVSTBR plug (or FKCVR) must be used. Combination with TMSTBP plug components is not possible!


The figure shows a 10-pos. version with 20 contacts

### Product Features

- ✓ Maximum flexibility when it comes to device design – one header for connectors with different connection technologies
- ✓ Easy PCB replacement thanks to plug-in modules
- ✓ Well-known mounting principle allows worldwide use
- ✓ Conductor connection on several levels enables higher contact density



### Key Commercial Data

Packing unit	1 pc
Minimum order quantity	50 pc
GTIN	 4 017918 031008
Weight per Piece (excluding packing)	6.61 g
Custom tariff number	85366990
Country of origin	Greece

### Technical data

#### Dimensions

Length	22 mm
Pitch	5.08 mm
Dimension a	10.16 mm
Constructional height	29 mm
Length of the solder pin	3.5 mm
Pin dimensions	1 x 1 mm

## Base strip - MDSTB 2,5/ 3-G1-5,08 - 1762376

### Technical data

#### Dimensions

Hole diameter	1.4 mm
---------------	--------

#### General

Range of articles	MDSTB 2,5/...-G1
Insulating material group	I
Rated surge voltage (III/3)	4 kV
Rated surge voltage (III/2)	4 kV
Rated surge voltage (II/2)	4 kV
Rated voltage (III/3)	250 V
Rated voltage (III/2)	320 V
Rated voltage (II/2)	630 V
Connection in acc. with standard	EN-VDE
Nominal current $I_N$	10 A
Maximum load current	10 A (per position)
Insulating material	PA
Flammability rating according to UL 94	V0
Color	green
Number of positions	3

#### Standards and Regulations

Connection in acc. with standard	EN-VDE
	CSA
Flammability rating according to UL 94	V0

### Classifications

#### eCl@ss

eCl@ss 4.0	272607xx
eCl@ss 4.1	27260701
eCl@ss 5.0	27260701
eCl@ss 5.1	27260701
eCl@ss 6.0	27260704
eCl@ss 7.0	27440402
eCl@ss 8.0	27440402

#### ETIM

ETIM 3.0	EC001121
ETIM 4.0	EC002637

# Base strip - MDSTB 2,5/ 3-G1-5,08 - 1762376

## Classifications

### ETIM

ETIM 5.0	EC002637
----------	----------

### UNSPSC

UNSPSC 6.01	30211810
UNSPSC 7.0901	39121409
UNSPSC 11	39121409
UNSPSC 12.01	39121409
UNSPSC 13.2	39121409

## Approvals

### Approvals

#### Approvals

CSA / VDE Gutachten mit Fertigungsüberwachung / IECCE CB Scheme / CCA / EAC / cULus Recognized

#### Ex Approvals

#### Approvals submitted

## Approval details

CSA		
	B	D
Nominal current IN	10 A	10 A
Nominal voltage UN	300 V	300 V

VDE Gutachten mit Fertigungsüberwachung	
Nominal current IN	10 A
Nominal voltage UN	250 V

# Base strip - MDSTB 2,5/ 3-G1-5,08 - 1762376

## Approvals

IECEE CB Scheme	
Nominal current I <sub>N</sub>	10 A
Nominal voltage U <sub>N</sub>	250 V

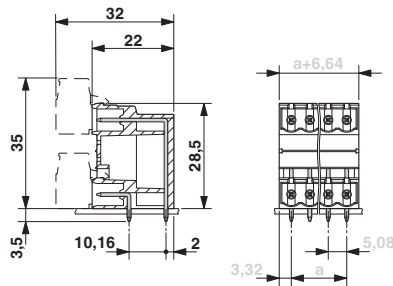
CCA	
Nominal current I <sub>N</sub>	10 A
Nominal voltage U <sub>N</sub>	250 V

EAC	
-----	--

cULus Recognized		
	B	D
Nominal current I <sub>N</sub>	15 A	10 A
Nominal voltage U <sub>N</sub>	300 V	300 V

## Drawings

Dimensional drawing



# Base strip - MDSTB 2,5/ 3-G1-5,08 - 1762376

Drilling diagram

