

Base strip - MSTBV 2,5/ 6-G - 1753518

Please be informed that the data shown in this PDF Document is generated from our Online Catalog. Please find the complete data in the user's documentation. Our General Terms of Use for Downloads are valid (<http://phoenixcontact.com/download>)

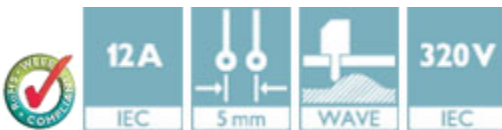
Header, Nominal current: 12 A, Rated voltage (III/2): 320 V, Number of positions: 6, Pitch: 5 mm, Color: green, Contact surface: Tin, Mounting: Wave soldering




The figure shows a 10-position version of the product

Product Features

- Versions with and without side panel
- Other pin lengths available on request
- Plug-in direction parallel and vertical to the PCB
- Standard pin strip for 320 V (III/2)



Key Commercial Data

| | |
|--------------------------------------|---|
| Packing unit | 1 pc |
| GTIN |  4 017918 028411 |
| Weight per Piece (excluding packing) | 2.61 g |
| Custom tariff number | 85366990 |
| Country of origin | Germany |

Technical data

Dimensions

| | |
|--------------------------|---------|
| Length | 8.6 mm |
| Pitch | 5.00 mm |
| Dimension a | 25 mm |
| Constructional height | 12 mm |
| Length of the solder pin | 3.9 mm |

Base strip - MSTBV 2,5/ 6-G - 1753518

Technical data

Dimensions

| | |
|----------------|----------|
| Pin dimensions | 1 x 1 mm |
| Hole diameter | 1.4 mm |

General

| | |
|--|----------------|
| Range of articles | MSTBV 2,5/..-G |
| Insulating material group | I |
| Rated surge voltage (III/3) | 4 kV |
| Rated surge voltage (III/2) | 4 kV |
| Rated surge voltage (II/2) | 4 kV |
| Rated voltage (III/3) | 250 V |
| Rated voltage (III/2) | 320 V |
| Rated voltage (II/2) | 400 V |
| Connection in acc. with standard | EN-VDE |
| Nominal current I _N | 12 A |
| Maximum load current | 12 A |
| Insulating material | PA |
| Flammability rating according to UL 94 | V0 |
| Color | green |
| Number of positions | 6 |

Standards and Regulations

| | |
|--|--------|
| Connection in acc. with standard | EN-VDE |
| | CSA |
| Flammability rating according to UL 94 | V0 |

Classifications

eCl@ss

| | |
|------------|----------|
| eCl@ss 4.0 | 272607xx |
| eCl@ss 4.1 | 27260701 |
| eCl@ss 5.0 | 27260701 |
| eCl@ss 5.1 | 27260701 |
| eCl@ss 6.0 | 27260704 |
| eCl@ss 7.0 | 27440402 |
| eCl@ss 8.0 | 27440402 |
| eCl@ss 9.0 | 27440402 |

Base strip - MSTBV 2,5/ 6-G - 1753518

Classifications

ETIM

| | |
|----------|----------|
| ETIM 3.0 | EC001121 |
| ETIM 4.0 | EC002637 |
| ETIM 5.0 | EC002637 |

UNSPSC

| | |
|---------------|----------|
| UNSPSC 6.01 | 30211810 |
| UNSPSC 7.0901 | 39121409 |
| UNSPSC 11 | 39121409 |
| UNSPSC 12.01 | 39121409 |
| UNSPSC 13.2 | 39121409 |

Approvals

Approvals

Approvals

CSA / VDE Gutachten mit Fertigungsüberwachung / IECEx CB Scheme / EAC / cULus Recognized / EAC

Ex Approvals

Approvals submitted

Approval details

| | | |
|--------------------------------|-------|-------|
| CSA | | |
| | B | D |
| Nominal current I _N | 12 A | 10 A |
| Nominal voltage U _N | 300 V | 300 V |

| | |
|---|------|
| VDE Gutachten mit Fertigungsüberwachung | |
| Nominal current I _N | 12 A |

Base strip - MSTBV 2,5/ 6-G - 1753518

Approvals

| | |
|--------------------|-------|
| Nominal voltage UN | 250 V |
|--------------------|-------|

| | |
|--------------------|-------|
| IECEE CB Scheme | |
| Nominal current IN | 12 A |
| Nominal voltage UN | 250 V |

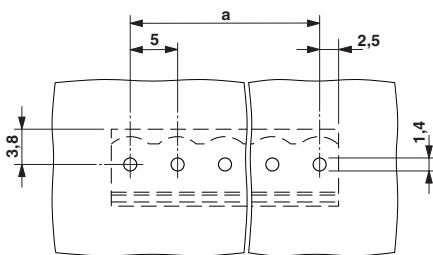
| |
|-----|
| EAC |
|-----|

| | | |
|--------------------|-------|-------|
| cULus Recognized | | |
| | B | D |
| Nominal current IN | 12 A | 10 A |
| Nominal voltage UN | 300 V | 300 V |

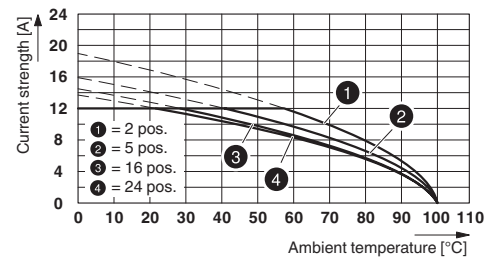
| |
|-----|
| EAC |
|-----|

Drawings

Drilling diagram



Diagram



Type: MSTB 2,5/...-ST with MSTBV 2,5/...-G

Base strip - MSTBV 2,5/ 6-G - 1753518

Dimensional drawing

