


Printed-circuit board connector - FMCD 1,5/15-ST-3,5 - 1738937

Please be informed that the data shown in this PDF Document is generated from our Online Catalog. Please find the complete data in the user's documentation. Our General Terms of Use for Downloads are valid (<http://phoenixcontact.com/download>)



Plug component, Nominal current: 8 A, Rated voltage (III/2): 160 V, Number of positions: 15, Pitch: 3.5 mm, Connection method: Push-in spring connection, Color: green, Contact surface: Tin

The figure shows a 10-pos. version with 20 contacts

Product Features

- User-friendly actuation of the terminal point using a screwdriver
- Maximum contact and packing density in combination with double-level MCDN(V) 1,5 base strips
- Fast conductor connection thanks to Push-in spring-cage connection
- Wide range of possible combinations with all MC 1,5 base strips with 3.5 or 3.81 mm pitch
- Touch connection for voltage testing using a 1 mm Ø test pin



Key Commercial Data

| | |
|--------------------------------------|----------|
| Packing unit | 1 pc |
| Minimum order quantity | 50 pc |
| Weight per Piece (excluding packing) | 17.38 g |
| Custom tariff number | 85366990 |
| Country of origin | Germany |

Technical data

Dimensions

| | |
|-------------|---------|
| Length | 22.9 mm |
| Height | 16 mm |
| Pitch | 3.50 mm |
| Dimension a | 49 mm |

General

| | |
|-------------------|----------------|
| Range of articles | FMCD 1,5/..-ST |
|-------------------|----------------|

Printed-circuit board connector - FMCD 1,5/15-ST-3,5 - 1738937

Technical data

General

| | |
|--|---------------------|
| Insulating material group | I |
| Rated surge voltage (III/3) | 2.5 kV |
| Rated surge voltage (III/2) | 2.5 kV |
| Rated surge voltage (II/2) | 2.5 kV |
| Rated voltage (III/3) | 160 V |
| Rated voltage (III/2) | 160 V |
| Rated voltage (II/2) | 320 V |
| Connection in acc. with standard | EN-VDE |
| Nominal current I_N | 8 A |
| Nominal cross section | 1.5 mm ² |
| Maximum load current | 8 A |
| Insulating material | PA |
| Flammability rating according to UL 94 | V0 |
| Internal cylindrical gage | A1 |
| Stripping length | 10 mm |
| Number of positions | 15 |

Connection data

| | |
|--|----------------------|
| Conductor cross section solid min. | 0.2 mm ² |
| Conductor cross section solid max. | 1.5 mm ² |
| Conductor cross section flexible min. | 0.2 mm ² |
| Conductor cross section flexible max. | 1.5 mm ² |
| Conductor cross section flexible, with ferrule without plastic sleeve min. | 0.25 mm ² |
| Conductor cross section flexible, with ferrule without plastic sleeve max. | 1.5 mm ² |
| Conductor cross section flexible, with ferrule with plastic sleeve min. | 0.25 mm ² |
| Conductor cross section flexible, with ferrule with plastic sleeve max. | 0.75 mm ² |
| Conductor cross section AWG min. | 24 |
| Conductor cross section AWG max. | 16 |
| Minimum AWG according to UL/CUL | 24 |
| Maximum AWG according to UL/CUL | 16 |

Standards and Regulations

| | |
|--|--------|
| Connection in acc. with standard | EN-VDE |
| | CUL |
| Flammability rating according to UL 94 | V0 |

Printed-circuit board connector - FMCD 1,5/15-ST-3,5 - 1738937

Classifications

eCl@ss

| | |
|------------|----------|
| eCl@ss 4.0 | 272607xx |
| eCl@ss 4.1 | 27260701 |
| eCl@ss 5.0 | 27260701 |
| eCl@ss 5.1 | 27260701 |
| eCl@ss 6.0 | 27260704 |
| eCl@ss 7.0 | 27440402 |
| eCl@ss 8.0 | 27440309 |
| eCl@ss 9.0 | 27440309 |

ETIM

| | |
|----------|----------|
| ETIM 3.0 | EC001121 |
| ETIM 4.0 | EC002638 |
| ETIM 5.0 | EC002638 |

UNSPSC

| | |
|---------------|----------|
| UNSPSC 6.01 | 30211810 |
| UNSPSC 7.0901 | 39121409 |
| UNSPSC 11 | 39121409 |
| UNSPSC 12.01 | 39121409 |
| UNSPSC 13.2 | 39121409 |

Approvals

Approvals

Approvals

EAC / VDE Gutachten mit Fertigungsüberwachung / cULus Recognized / IECCE CB Scheme / EAC

Ex Approvals


Approvals submitted

Approval details


| |
|-----|
| EAC |
|-----|

Printed-circuit board connector - FMCD 1,5/15-ST-3,5 - 1738937

Approvals

| | |
|---|---------|
| VDE Gutachten mit Fertigungsüberwachung  | |
| mm ² /AWG/kcmil | 0.2-1.5 |
| Nominal current I _N | 8 A |
| Nominal voltage U _N | 160 V |

| | |
|--------------------------------|-------|
| cULus Recognized | |
| | B |
| mm ² /AWG/kcmil | 24-16 |
| Nominal current I _N | 8 A |
| Nominal voltage U _N | 150 V |

| | |
|--|---------|
| IECEE CB Scheme  | |
| mm ² /AWG/kcmil | 0.2-1.5 |
| Nominal current I _N | 8 A |
| Nominal voltage U _N | 160 V |

| |
|-----|
| EAC |
|-----|

Drawings

Dimensional drawing

