


Base strip - MDSTB 2,5/ 4-G1-5,08 - 1736713

Please be informed that the data shown in this PDF Document is generated from our Online Catalog. Please find the complete data in the user's documentation. Our General Terms of Use for Downloads are valid (<http://phoenixcontact.com/download>)



Header, Nominal current: 10 A, Rated voltage (III/2): 320 V, Number of positions: 4, Pitch: 5.08 mm, Color: green, Contact surface: Tin, Mounting: Wave soldering, In combination with MVSTB or FKCV plug components, both an MVSTBW (or FKCVW) and an MVSTBR plug (or FKCVR) must be used. Combination with TMSTBP plug components is not possible!

The figure shows a 10-pos. version with 20 contacts

Product Features

- MDSTBW 2,5/...-G with stand-off
- Add-on ejectors for high-pos. connectors should be mounted to the left and right
- G1 types without offset levels, for flush installation on the front of devices



Key Commercial Data

Packing unit	1 pc
GTIN	
Weight per Piece (excluding packing)	8.44 g
Custom tariff number	85366990
Country of origin	Greece

Technical data

Dimensions

Length	22 mm
Pitch	5.08 mm
Dimension a	15.24 mm
Constructional height	29 mm
Length of the solder pin	3.5 mm
Pin dimensions	1 x 1 mm

Base strip - MDSTB 2,5/ 4-G1-5,08 - 1736713

Technical data

Dimensions

Hole diameter	1.4 mm
---------------	--------

General

Range of articles	MDSTB 2,5/...-G1
Insulating material group	I
Rated surge voltage (III/3)	4 kV
Rated surge voltage (III/2)	4 kV
Rated surge voltage (II/2)	4 kV
Rated voltage (III/3)	250 V
Rated voltage (III/2)	320 V
Rated voltage (II/2)	630 V
Connection in acc. with standard	EN-VDE
Nominal current I_N	10 A
Maximum load current	10 A (per position)
Insulating material	PA
Flammability rating according to UL 94	V0
Color	green
Number of positions	4

Standards and Regulations

Connection in acc. with standard	EN-VDE
	CSA
Flammability rating according to UL 94	V0

Classifications

eCl@ss

eCl@ss 4.0	272607xx
eCl@ss 4.1	27260701
eCl@ss 5.0	27260701
eCl@ss 5.1	27260701
eCl@ss 6.0	27260704
eCl@ss 7.0	27440402
eCl@ss 8.0	27440402
eCl@ss 9.0	27440402

ETIM

ETIM 3.0	EC001121
----------	----------

Base strip - MDSTB 2,5/ 4-G1-5,08 - 1736713

Classifications

ETIM

ETIM 4.0	EC002637
ETIM 5.0	EC002637

UNSPSC

UNSPSC 6.01	30211810
UNSPSC 7.0901	39121409
UNSPSC 11	39121409
UNSPSC 12.01	39121409
UNSPSC 13.2	39121409

Approvals

Approvals


Approvals


CSA / VDE Gutachten mit Fertigungsüberwachung / IEC60335 CB Scheme / EAC / cULus Recognized / EAC

Ex Approvals

Approvals submitted

Approval details

CSA 		
	B	D
Nominal current I _N	10 A	10 A
Nominal voltage U _N	300 V	300 V

VDE Gutachten mit Fertigungsüberwachung 	
Nominal current I _N	10 A
Nominal voltage U _N	250 V

Base strip - MDSTB 2,5/ 4-G1-5,08 - 1736713

Approvals

IECEE CB Scheme	
Nominal current I _N	10 A
Nominal voltage U _N	250 V

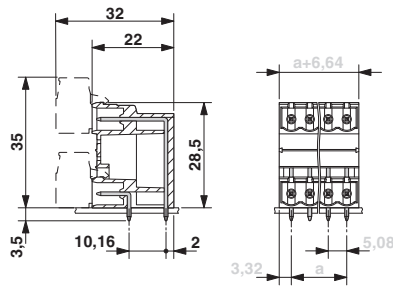
EAC

cULus Recognized		
	B	D
Nominal current I _N	15 A	10 A
Nominal voltage U _N	300 V	300 V

EAC

Drawings

Dimensional drawing



Base strip - MDSTB 2,5/ 4-G1-5,08 - 1736713

Drilling diagram

