

## Printed-circuit board connector - PCV 5/ 3-G-7,62 - 1720589

Please be informed that the data shown in this PDF Document is generated from our Online Catalog. Please find the complete data in the user's documentation. Our General Terms of Use for Downloads are valid (<http://phoenixcontact.com/download>)

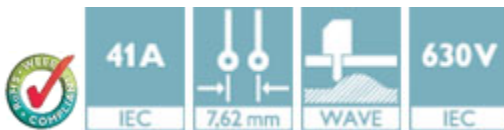


Header, Nominal current: 41 A, Rated voltage (III/2): 630 V, Number of positions: 3, Pitch: 7.62 mm, Color: green, Contact surface: Tin, Mounting: Wave soldering

The figure shows a 5-pos. version of the product

### Product Features

- Asymmetrical arrangement of solder pins to prevent mismatching
- Vertical PC 5 headers for use in combination with PC 5 plugs
- Vibration-resistant connection by means of threaded flange (-GF; also for screw connection in the device)
- Compatible with the Click and Lock system



### Key Commercial Data

Packing unit	1 pc
Minimum order quantity	50 pc
Weight per Piece (excluding packing)	7.93 g
Custom tariff number	85366990
Country of origin	Poland

### Technical data

#### Dimensions

Length	14.29 mm
Pitch	7.62 mm
Dimension a	15.24 mm
Constructional height	29.25 mm
Length of the solder pin	5 mm
Pin dimensions	0,8 x 1,0
Pin spacing	7.62 mm

# Printed-circuit board connector - PCV 5/ 3-G-7,62 - 1720589

## Technical data

### Dimensions

Hole diameter	1.3 mm
---------------	--------

### General

Range of articles	PCV 5/...-G
Insulating material group	I
Rated surge voltage (III/3)	6 kV
Rated surge voltage (III/2)	6 kV
Rated surge voltage (II/2)	6 kV
Rated voltage (III/3)	630 V
Rated voltage (III/2)	630 V
Rated voltage (II/2)	1000 V
Connection in acc. with standard	EN-VDE
Nominal current $I_N$	41 A
Maximum load current	41 A
Insulating material	PA
Flammability rating according to UL 94	V0
Color	green
Number of positions	3

### Standards and Regulations

Connection in acc. with standard	EN-VDE
	CUL
Flammability rating according to UL 94	V0

## Classifications

### eCl@ss

eCl@ss 4.0	272607xx
eCl@ss 4.1	27260701
eCl@ss 5.0	27260701
eCl@ss 5.1	27260701
eCl@ss 6.0	27260704
eCl@ss 7.0	27440402
eCl@ss 8.0	27440402
eCl@ss 9.0	27440402

### ETIM

ETIM 3.0	EC001121
----------	----------

# Printed-circuit board connector - PCV 5/ 3-G-7,62 - 1720589

## Classifications

### ETIM

ETIM 4.0	EC002637
ETIM 5.0	EC002637

### UNSPSC

UNSPSC 6.01	30211810
UNSPSC 7.0901	39121409
UNSPSC 11	39121409
UNSPSC 12.01	39121409
UNSPSC 13.2	39121409

## Approvals

### Approvals


#### Approvals


UL Recognized / cUL Recognized / EAC / EAC / cULus Recognized

#### Ex Approvals

#### Approvals submitted

## Approval details

UL Recognized 			
	B	C	D
Nominal current I <sub>N</sub>	41 A	41 A	10 A
Nominal voltage U <sub>N</sub>	300 V	150 V	300 V


cUL Recognized 			
	B	C	D
Nominal current I <sub>N</sub>	41 A	41 A	10 A
Nominal voltage U <sub>N</sub>	300 V	150 V	300 V

# Printed-circuit board connector - PCV 5/ 3-G-7,62 - 1720589

## Approvals

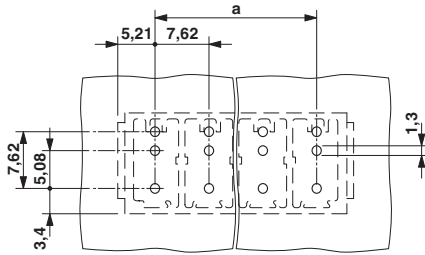
EAC

EAC

cULus Recognized 

## Drawings

Drilling diagram



Dimensional drawing

