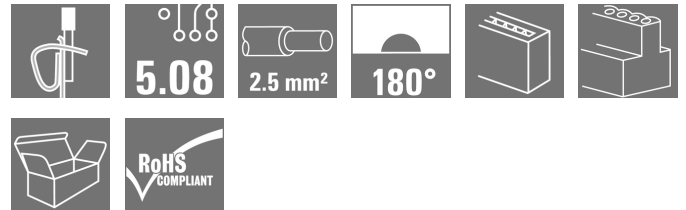


**OMNIMATE Signal - series BL/SL 5.08  
BLZF 5.08/06/180 SN OR BX**

**Weidmüller Interface GmbH & Co. KG**  
Klingenbergstraße 26  
D-32758 Detmold  
Germany  
Fon: +49 5231 14-0  
Fax: +49 5231 14-292083  
www.weidmueller.com

**Do not use product for new developments**



Female plugs with tension-clamp wire connection system, straight 180° outlet direction. The female plugs provide space for labelling and can be coded.

**General ordering data**

|                     |  |
|---------------------|--|
| Delivery status     | <b>This article will no longer be available in the future.</b>   |
| Available until     | 2023-12-31   |
| Type                | BLZF 5.08/06/180 SN OR BX  |
| Order No.           | <a href="#">1707500000</a>   |
| Version             | PCB plug-in connector, female plug, 5.08 mm, Number of poles: 6, 180°, Tension-clamp connection, Clamping range, max.: 3.31 mm², Box |
| GTIN (EAN)          | 4008190395872  |
| Qty.                | 60 pc(s).  |
| Product data        | IEC: 400 V / 17 A / 0.2 - 2.5 mm²  |
| Creation date       | 21.04.2020 15:55:25 PM CEST  |
| Packaging           | Box  |
| Alternative product | <a href="#">1013730000</a>   |

**OMNIMATE Signal - series BL/SL 5.08  
BLZF 5.08/06/180 SN OR BX**

**Weidmüller Interface GmbH & Co. KG**  
 Klingenbergstraße 26  
 D-32758 Detmold  
 Germany  
 Fon: +49 5231 14-0  
 Fax: +49 5231 14-292083  
 www.weidmueller.com

**Technical data****Dimensions and weights**

|            |          |                 |            |
|------------|----------|-----------------|------------|
| Width      | 30.48 mm | Width (inches)  | 1.2 inch   |
| Height     | 15.2 mm  | Height (inches) | 0.598 inch |
| Depth      | 25.1 mm  | Depth (inches)  | 0.988 inch |
| Net weight | 10.4 g   |                 |            |

**System Parameters**

|                            |                                     |  |                        |
|----------------------------|-------------------------------------|--|------------------------|
| Product family             | OMNIMATE Signal - series BL/SL 5.08 | Type of connection                           | Field connection       |
| Wire connection method     | Tension-clamp connection            | Pitch in mm (P)                              | 5.08 mm                |
| Pitch in inches (P)        | 0.2 inch                            | Conductor outlet direction                   | 180°                   |
| Number of poles            | 6                                   | L1 in mm                                     | 25.4 mm                |
| L1 in inches               | 1 inch                              | Number of rows                               | 1                      |
| Pin series quantity        | 1                                   | Touch-safe protection acc. to DIN VDE 57 106 | Safe from finger touch |
| Volume resistance          | ≤ 5mΩ                               | Can be coded                                 | Yes                    |
| Stripping length           | 10 mm                               | Screwdriver blade                            | 0.6 x 3.5              |
| Screwdriver blade standard | DIN 5264-A                          | Plugging cycles                              | 25                     |
| Pulling force/pole, max.   | 2 N                                 |  |                        |

**Material data**

|                                       |                          |                                       |                     |
|---------------------------------------|--------------------------|---------------------------------------|---------------------|
| Insulating material                   | PBT                      | Colour                                | orange              |
| Colour chart (similar)                | RAL 2000                 | Insulating material group             | IIIa                |
| Comparative Tracking Index (CTI)      | ≥ 200                    | Insulation strength                   | ≥ 10 <sup>8</sup> Ω |
| UL 94 flammability rating             | V-0                      | GWFI                                  | 960 °C              |
| Contact material                      | Copper alloy             | Contact surface                       | tinned              |
| Layer structure of plug contact       | 4-8 μm Sn hot-dip tinned | Storage temperature, min.             | -25 °C              |
| Storage temperature, max.             | 50 °C                    | Max. relative humidity during storage | 70 %                |
| Operating temperature, min.           | -50 °C                   | Operating temperature, max.           | 100 °C              |
| Temperature range, installation, min. | -25 °C                   | Temperature range, installation, max. | 100 °C              |

**Conductors suitable for connection**

|   |                      |   |  |
|---|----------------------|---|--|
| Clamping range, min.                            | 0.13 mm <sup>2</sup> | Clamping range, max.                            | 3.31 mm <sup>2</sup>   |
| Wire connection cross section AWG, min.         | AWG 26               | Wire connection cross section AWG, max.         | AWG 12   |
| Solid, min. H05(07) V-U                         | 0.2 mm <sup>2</sup>  | Solid, max. H05(07) V-U                         | 2.5 mm <sup>2</sup>  |
| Flexible, min. H05(07) V-K                      | 0.2 mm <sup>2</sup>  | Flexible, max. H05(07) V-K                      | 2.5 mm <sup>2</sup>  |
| w. plastic collar ferrule, DIN 46228 pt 4, min. | 0.2 mm <sup>2</sup>  | w. plastic collar ferrule, DIN 46228 pt 4, max. | 1.5 mm <sup>2</sup>  |
| w. wire end ferrule, DIN 46228 pt 1, min.       | 0.2 mm <sup>2</sup>  | w. wire end ferrule, DIN 46228 pt 1, max.       | 1.5 mm <sup>2</sup>  |
| Plug gauge in accordance with EN 60999 a x b; ø | 2.8 mm x 2.0 mm      | Reference text                                  | The outside diameter of the plastic collar should not be larger than the pitch (P). Length of ferrules is to be chosen depending on the product and the rated voltage. |
| Max. clamping range                             | 3.31 mm <sup>2</sup> |   |  |


**OMNIMATE Signal - series BL/SL 5.08  
BLZF 5.08/06/180 SN OR BX**

**Weidmüller Interface GmbH & Co. KG**  
Klingenbergstraße 26  
D-32758 Detmold  
Germany  
Fon: +49 5231 14-0  
Fax: +49 5231 14-292083  
www.weidmueller.com



**Technical data****Rated data acc. to IEC**

|   |                        |   |                   |
|---|------------------------|---|-------------------|
| tested acc. to standard   | IEC 60664-1, IEC 61984 | Rated current, min. number of poles (Tu=20°C)                         | 17 A              |
| Rated current, max. number of poles (Tu=20°C)                             | 12.5 A                 | Rated current, min. number of poles (Tu=40°C)                         | 14.5 A            |
| Rated current, max. number of poles (Tu=40°C)                             | 11 A                   | Rated voltage for surge voltage class / pollution degree II/2         | 400 V             |
| Rated voltage for surge voltage class / pollution degree III/2            | 320 V                  | Rated voltage for surge voltage class / pollution degree III/3        | 250 V             |
| Rated impulse voltage for surge voltage class/ pollution degree II/2      | 4 kV                   | Rated impulse voltage for surge voltage class/ pollution degree III/2 | 4 kV              |
| Rated impulse voltage for surge voltage class/ contamination degree III/3 | 4 kV                   | Short-time withstand current resistance                               | 3 x 1s with 120 A |

**Rated data acc. to CSA**

|                                   |   |                                   |                |
|-----------------------------------|---|-----------------------------------|----------------|
| Institute (CSA)                   |  | Certificate No. (CSA)             | 200039-1461395 |
| Rated voltage (Use group B / CSA) | 300 V   | Rated voltage (Use group D / CSA) | 300 V          |
| Rated current (Use group B / CSA) | 15 A  | Rated current (Use group D / CSA) | 10 A           |
| Wire cross-section, AWG, min.     | AWG 26  | Wire cross-section, AWG, max.     | AWG 12         |
| Reference to approval values      | Specifications are maximum values, details - see approval certificate.            |                                   |                |

**Rated data acc. to UL 1059**

|                                       |   |                                       |        |
|---------------------------------------|---|---------------------------------------|--------|
| Institute (UR)                        |  | Certificate No. (UR)                  | E60693 |
| Institute (cURus)                     |  | Certificate No. (cURus)               | E60693 |
| Rated voltage (Use group B / UL 1059) | 300 V   | Rated voltage (Use group D / UL 1059) | 300 V  |
| Rated current (Use group B / UL 1059) | 15 A  | Rated current (Use group D / UL 1059) | 10 A   |
| Wire cross-section, AWG, min.         | AWG 26  | Wire cross-section, AWG, max.         | AWG 12 |
| Reference to approval values          | Specifications are maximum values, details - see approval certificate.              |                                       |        |

**Packing**

|           |        |            |        |
|-----------|--------|------------|--------|
| Packaging | Box    | VPE length | 30 mm  |
| VPE width | 135 mm | VPE height | 350 mm |

**Classifications**

|             |             |            |             |
|-------------|-------------|------------|-------------|
| ETIM 6.0    | EC002638    | ETIM 7.0   | EC002638    |
| eClass 9.0  | 27-44-03-09 | eClass 9.1 | 27-44-03-09 |
| eClass 10.0 | 27-44-03-09 | UNSPSC     | 30-21-18-10 |

**Data sheet**

**OMNIMATE Signal - series BL/SL 5.08  
BLZF 5.08/06/180 SN OR BX**

**Weidmüller Interface GmbH & Co. KG**  
Klingenbergstraße 26  
D-32758 Detmold  
Germany  
Fon: +49 5231 14-0  
Fax: +49 5231 14-292083  
www.weidmueller.com

**Technical data**

**Notes**

|       |   |
|-------|---|
| Notes | <ul style="list-style-type: none"> <li>• Additional colours on request</li> <li>• Gold-plated contact surfaces on request</li> <li>• Rated current related to rated cross-section &amp; min. No. of poles.</li> <li>• Wire end ferrule without plastic collar to DIN 46228/1</li> <li>• Wire end ferrule with plastic collar to DIN 46228/4</li> <li>• P on drawing = pitch</li> <li>• Rated data refer only to the component itself. Clearance and creepage distances to other components are to be designed in accordance with the relevant application standards.</li> </ul> |
|-------|---|

|                |  |
|----------------|--|
| IPC conformity | Conformity: The products are developed, manufactured and delivered according international recognized standards and norms and comply with the assured properties in the data sheet resp. fulfill decorative properties in accordance with IPC-A-610 "Class 2". Further claims on the products can be evaluated on request. |
|----------------|--|

**Approvals**

|           |  |
|-----------|--|
| Approvals |  |
|-----------|--|

|      |         |
|------|---------|
| ROHS | Conform |
|------|---------|

**Downloads**

|   |   |
|---|---|
| Approval/Certificate/Document of Conformity | <a href="#">Declaration of the Manufacturer</a>   |
| Brochure/Catalogue                          | <a href="#">FL DRIVES EN</a><br><a href="#">MB DEVICE MANUF. EN</a><br><a href="#">FL DRIVES DE</a><br><a href="#">FL BUILDING SAFETY EN</a><br><a href="#">FL APPL LED LIGHTING EN</a><br><a href="#">FLIndustr.CONTROLS EN</a><br><a href="#">FL MACHINE SAFETY EN</a><br><a href="#">FL HEATING ELECTR EN</a><br><a href="#">FL APPL INVERTER EN</a><br><a href="#">FL_BASE_STATION EN</a><br><a href="#">FL ELEVATOR EN</a><br><a href="#">FL POWER SUPPLY EN</a><br><a href="#">FL 72H SAMPLE SER EN</a><br><a href="#">PO OMNIMATE EN</a> |

**Data sheet****OMNIMATE Signal - series BL/SL 5.08  
BLZF 5.08/06/180 SN OR BX**

**Weidmüller Interface GmbH & Co. KG**  
Klingenbergstraße 26  
D-32758 Detmold  
Germany  
Fon: +49 5231 14-0  
Fax: +49 5231 14-292083  
[www.weidmueller.com](http://www.weidmueller.com)

**Drawings****Dimensional drawing**