

PCB terminal block - KDS10 - 1704020

Please be informed that the data shown in this PDF Document is generated from our Online Catalog. Please find the complete data in the user's documentation. Our General Terms of Use for Downloads are valid (<http://phoenixcontact.com/download>)



PCB terminal block, Nominal current: 76 A, Nom. voltage: 320 V, Pitch: 10 mm, Number of positions: 1, Connection method: Screw connection, Mounting: Wave soldering, Conductor/PCB connection direction: 0 °, Color: green, The article can be aligned to create different nos. of positions!


The figure shows a 5-pos. version of the product

Product Features

- Potential distribution by means of bridges
- High-capacity PCB terminal blocks with a current carrying capacity of up to 76 A at the solder connection
- Individual adjustment of voltage requirements using RZ pitch spacers
- Can also be used as a feed-through terminal block up to 76 A



Key Commercial Data

Packing unit	1 pc
GTIN	 4 017918 023164
Weight per Piece (excluding packing)	17.06 g
Custom tariff number	85369010
Country of origin	Germany

Technical data

Dimensions

Length	36.8 mm
Pitch	10.00 mm
Constructional height	29 mm
Length of the solder pin	4.3 mm
Pin dimensions	1 x 0,9 mm

PCB terminal block - KDS10 - 1704020

Technical data

Dimensions

Hole diameter	1.4 mm
---------------	--------

General

Range of articles	KDS10
Insulating material group	I
Rated surge voltage (III/3)	4 kV
Rated surge voltage (III/2)	4 kV
Rated surge voltage (II/2)	4 kV
Rated voltage (III/3)	250 V
Rated voltage (III/2)	320 V
Rated voltage (II/2)	630 V
Connection in acc. with standard	EN-VDE
Nominal current I_N	76 A
Nominal cross section	10 mm ²
Maximum load current	76 A (with 16 mm ² conductor cross section)
Insulating material	PA
Solder pin surface	Sn
Flammability rating according to UL 94	V0
Internal cylindrical gage	B6
Stripping length	12 mm
Number of positions	1
Screw thread	M4
Tightening torque, min	1.2 Nm
Tightening torque max	1.5 Nm

Connection data

Conductor cross section solid min.	0.5 mm ²
Conductor cross section solid max.	16 mm ²
Conductor cross section flexible min.	0.5 mm ²
Conductor cross section flexible max.	10 mm ²
Conductor cross section flexible, with ferrule without plastic sleeve min.	0.5 mm ²
Conductor cross section flexible, with ferrule without plastic sleeve max.	10 mm ²
Conductor cross section flexible, with ferrule with plastic sleeve min.	0.5 mm ²
Conductor cross section flexible, with ferrule with plastic sleeve max.	10 mm ²
Conductor cross section AWG min.	20
Conductor cross section AWG max.	6
2 conductors with same cross section, solid min.	0.5 mm ²
2 conductors with same cross section, solid max.	4 mm ²

PCB terminal block - KDS10 - 1704020

Technical data

Connection data

2 conductors with same cross section, stranded min.	0.5 mm ²
2 conductors with same cross section, stranded max.	4 mm ²
2 conductors with same cross section, stranded, ferrules without plastic sleeve, min.	0.5 mm ²
2 conductors with same cross section, stranded, ferrules without plastic sleeve, max.	2.5 mm ²
2 conductors with same cross section, stranded, TWIN ferrules with plastic sleeve, min.	0.5 mm ²
2 conductors with same cross section, stranded, TWIN ferrules with plastic sleeve, max.	6 mm ²

Standards and Regulations

Connection in acc. with standard	EN-VDE
	CSA
Flammability rating according to UL 94	V0

Classifications

eCl@ss

eCl@ss 4.0	27141109
eCl@ss 4.1	27141109
eCl@ss 5.0	27141190
eCl@ss 5.1	27141190
eCl@ss 6.0	27261101
eCl@ss 7.0	27440401
eCl@ss 8.0	27440401
eCl@ss 9.0	27440401

ETIM

ETIM 3.0	EC001121
ETIM 4.0	EC002643
ETIM 5.0	EC002643

UNSPSC

UNSPSC 6.01	30211801
UNSPSC 7.0901	39121432
UNSPSC 11	39121432
UNSPSC 12.01	39121432
UNSPSC 13.2	39121432

PCB terminal block - KDS10 - 1704020

Approvals

Approvals

Approvals

CSA / UL Recognized / SEV / cUL Recognized / GL / RS / CCA / EAC / EAC / cULus Recognized

Ex Approvals

Approvals submitted

Approval details

CSA		
	B	C
mm ² /AWG/kcmil	18-6	18-6
Nominal current IN	65 A	65 A
Nominal voltage UN	300 V	300 V

UL Recognized			
	B	C	D
mm ² /AWG/kcmil	24-6	24-6	24-6
Nominal current IN	65 A	65 A	5 A
Nominal voltage UN	250 V	300 V	600 V

SEV	
mm ² /AWG/kcmil	16
Nominal voltage UN	400 V

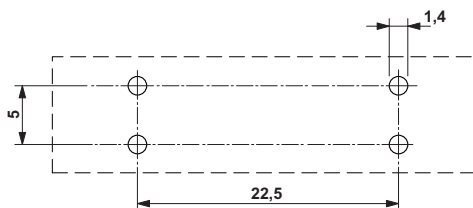
PCB terminal block - KDS10 - 1704020

Approvals

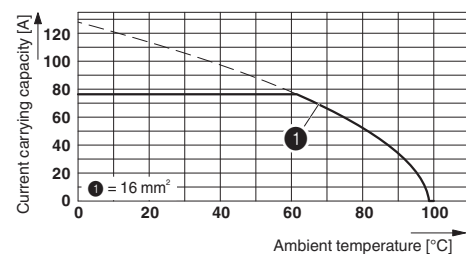
cUL Recognized			
	B	C	D
mm ² /AWG/kcmil	24-6	24-6	24-6
Nominal current I _N	65 A	65 A	5 A
Nominal voltage U _N	250 V	300 V	600 V
GL			
RS			
CCA			
mm ² /AWG/kcmil	16		
Nominal voltage U _N	400 V		
EAC			
EAC			
cULus Recognized			

Drawings

Drilling diagram



Diagram



Type: KDS 10
 Test following DIN EN 60512-5-2:2003-01
 Reduction factor = 1

PCB terminal block - KDS10 - 1704020

No. of positions: 5

Dimensional drawing

