

PCB terminal block - PTS 1,5/ 3-7,5-H - 1703084

Please be informed that the data shown in this PDF Document is generated from our Online Catalog. Please find the complete data in the user's documentation. Our General Terms of Use for Downloads are valid (<http://phoenixcontact.com/download>)

PCB terminal block, Nominal current: 16 A, Nom. voltage: 630 V, Pitch: 7.5 mm, Number of positions: 3, Connection method: Push-in spring connection, Mounting: Wave soldering, Conductor/PCB connection direction: 0°, Color: green



The illustration shows the 10-position version

Why buy this product

- Time saving push-in connection, tools not required
- Defined contact force ensures that contact remains stable over the long term
- Finger-operated release button for very convenient operation
- Quick and convenient testing using integrated test option
- Largest possible clamping space in a small component size



Key Commercial Data

| | |
|--------------------------------------|--------------------------------|
| Packing unit | 250 STK |
| GTIN | |
| GTIN | 4046356635141 |
| Weight per Piece (excluding packing) | 2.740 g |
| Custom tariff number | 85369010 |
| Country of origin | Germany |
| Note | Made to Order (non-returnable) |

Technical data

Dimensions

| | |
|-----------------------|---------|
| Length | 10.5 mm |
| Pitch | 7.5 mm |
| Dimension a | 15 mm |
| Width | 20 mm |
| Constructional height | 13.6 mm |
| Height | 16.1 mm |

PCB terminal block - PTS 1,5/ 3-7,5-H - 1703084

Technical data

Dimensions

| | |
|--------------------------|---------------|
| Length of the solder pin | 2.5 mm |
| Pin dimensions | 0,83 x 0,5 mm |
| Hole diameter | 1.2 mm |

General

| | |
|--|---------------------|
| Range of articles | PTS 1,5/..-H |
| Insulating material group | I |
| Rated surge voltage (III/3) | 6 kV |
| Rated surge voltage (III/2) | 6 kV |
| Rated surge voltage (II/2) | 6 kV |
| Rated voltage (III/3) | 400 V |
| Rated voltage (III/2) | 630 V |
| Rated voltage (II/2) | 1000 V |
| Nominal current I _N | 16 A |
| Nominal cross section | 1.5 mm ² |
| Maximum load current | 12 A |
| Insulating material | PA |
| Solder pin surface | Sn |
| Flammability rating according to UL 94 | V0 |
| Stripping length | 8 mm |
| Number of positions | 3 |

Connection data

| | |
|--|----------------------|
| Conductor cross section solid min. | 0.14 mm ² |
| Conductor cross section solid max. | 2.5 mm ² |
| Conductor cross section flexible min. | 0.14 mm ² |
| Conductor cross section flexible max. | 2.5 mm ² |
| Conductor cross section flexible, with ferrule without plastic sleeve min. | 0.25 mm ² |
| Conductor cross section flexible, with ferrule without plastic sleeve max. | 1.5 mm ² |
| Conductor cross section flexible, with ferrule with plastic sleeve min. | 0.25 mm ² |
| Conductor cross section flexible, with ferrule with plastic sleeve max. | 1.5 mm ² |
| Conductor cross section AWG min. | 26 |
| Conductor cross section AWG max. | 14 |

Standards and Regulations

| | |
|--|-----|
| Connection in acc. with standard | CUL |
| Flammability rating according to UL 94 | V0 |

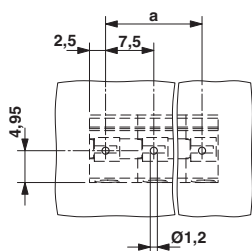
Environmental Product Compliance

| | |
|------------|---|
| China RoHS | Environmentally friendly use period: unlimited = EFUP-e |
| | No hazardous substances above threshold values |

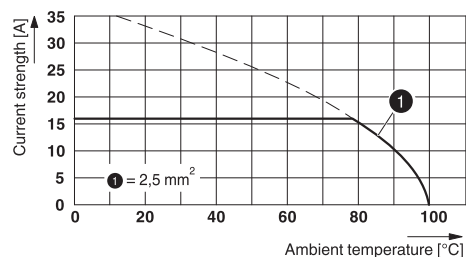
Drawings

PCB terminal block - PTS 1,5/ 3-7,5-H - 1703084

Drilling diagram

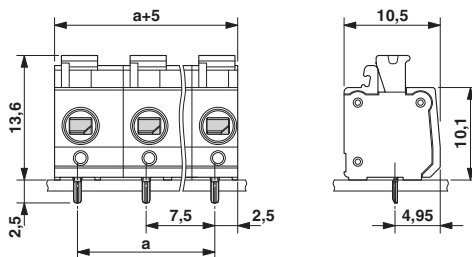


Diagram



Type: PTS 1,5/ 4-7,5-H
 Tested according to DIN EN 60512-5-2:2003-01
 Reduction factor = 1
 Number of positions: 4

Dimensional drawing



Classifications

eCl@ss

| | |
|------------|----------|
| eCl@ss 4.0 | 272607xx |
| eCl@ss 4.1 | 27141109 |
| eCl@ss 5.0 | 27141190 |
| eCl@ss 5.1 | 27141190 |
| eCl@ss 6.0 | 27261101 |
| eCl@ss 7.0 | 27440401 |
| eCl@ss 8.0 | 27440401 |
| eCl@ss 9.0 | 27440401 |

ETIM

| | |
|----------|----------|
| ETIM 4.0 | EC002643 |
| ETIM 5.0 | EC002643 |
| ETIM 6.0 | EC002643 |

UNSPSC

| | |
|---------------|----------|
| UNSPSC 6.01 | 30211801 |
| UNSPSC 7.0901 | 39121432 |
| UNSPSC 11 | 34131203 |
| UNSPSC 12.01 | 39121432 |

PCB terminal block - PTS 1,5/ 3-7,5-H - 1703084

Classifications

UNSPSC

| | |
|-------------|----------|
| UNSPSC 13.2 | 39121432 |
|-------------|----------|

Approvals


Approvals


Approvals


UL Recognized / cUL Recognized / IEC EE CB Scheme / EAC / VDE approval of drawings / cULus Recognized

Ex Approvals

Approval details

| | | | |
|--------------------------------|---|---|--------------|
| UL Recognized |  | http://database.ul.com/cgi-bin/XYV/template/LISEXT/1FRAME/index.htm | FILE E 60425 |
| | B | D | |
| mm ² /AWG/kcmil | 26-14 | 26-14 | |
| Nominal current I _N | 10 A | 10 A | |
| Nominal voltage U _N | 300 V | 300 V | |


| | | | |
|--------------------------------|---|---|--------------|
| cUL Recognized |  | http://database.ul.com/cgi-bin/XYV/template/LISEXT/1FRAME/index.htm | FILE E 60425 |
| | B | D | |
| mm ² /AWG/kcmil | 26-14 | 26-14 | |
| Nominal current I _N | 10 A | 10 A | |
| Nominal voltage U _N | 300 V | 300 V | |


| | | | |
|--------------------------------|---|---|-----------|
| IECEE CB Scheme |  | http://www.iecee.org/ | DE1-57682 |
| | | | |
| mm ² /AWG/kcmil | 0.2-2.5 | | |
| Nominal current I _N | 16 A | | |
| Nominal voltage U _N | 450 V | | |

| | | |
|-----|---|---------|
| EAC |  | B.01742 |
|-----|---|---------|

PCB terminal block - PTS 1,5/ 3-7,5-H - 1703084

Approvals

| | | | |
|--------------------------------|---|---|----------|
| VDE approval of drawings |  | http://www.vde.com/en/Institute/OnlineService/VDE-approved-products/Pages/Online-Search.aspx | 40038591 |
| mm ² /AWG/kcmil | | 0.2-2.5 | |
| Nominal current I _N | | 16 A | |
| Nominal voltage U _N | | 450 V | |

| | | |
|------------------|---|---|
| cULus Recognized |  | http://database.ul.com/cgi-bin/XYV/template/LISEXT/1FRAME/index.htm |
|------------------|---|---|