



### Spiral Binding SBPE, SBPEFR, SBPA, SBPAVO and SBPTFE

#### Features and Benefits


Spiral Binding is used for organising and protecting cables and hoses. Due to the spiral structure, spiral binding can be applied to cables or hoses in situ. Cables can branch out at any point and in any direction.

HellermannTyton spiral binding is available in a wide range of diameters, colours and materials:

- Standard polyethylene SBPE for general applications
- Flame-retardant polyethylene SBPEFR for enhanced flame protection
- Polyamide SBPA for added strength and protection against abrasion
- Flame-retardant polyamide SBPAVO with UL94 V0 classification for special applications, for instance in the rail and aviation industries
- PTFE (SBPTFE) for superior protection against abrasion, chemicals and extreme temperatures; excellent fire protection



#### Application

Spiral binding is used to route and bind cables that need high mechanical protection, for instance in the automotive industry as well as in control panels and cabinets. It is also used in electrical installation, where safety is a primary consideration. Spiral binding provides a tidy solution for many applications.




Spiral binding SBPE.



Material Data	
Material	<b>Polyethylene (PE)</b>
Operating Temperature	<b>-60 °C to +90 °C, intermittent +120 °C</b>
Flammability	<b>UL94 HB</b>



Material Data	
Material	<b>Polyethylene (PEFR), Flame retardant</b>
Operating Temperature	<b>-60 °C to +80 °C, intermittent +120 °C</b>
Flammability	<b>UL94 V2, FMVSS 302 Type B</b>




Material Data	
Material	<b>Polyamide 6 V0 (PA6V0)</b>
Operating Temperature	<b>-60 °C to +95 °C, intermittent +130 °C</b>
Flammability	<b>UL94 V0</b>

Material Data	
Material	<b>Polyamide 6 (PA6)</b>
Operating Temperature	<b>-60 °C to +95 °C, intermittent +130 °C</b>
Flammability	<b>UL94 HB</b>

Material Data	
Material	<b>Polytetrafluoroethylene (PTFE)</b>
Operating Temperature	<b>-60 °C to +260 °C, intermittent +350 °C</b>
Flammability	<b>UL94 V0</b>



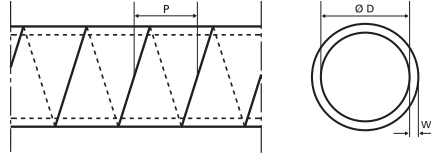
#### Technical Table

Article-No.	Type	Ø D	Wall (WT)	Pitch (P)	Bundle Ø min.	Bundle Ø max.	Material	Colour	Pack Cont. (m)
SBPE, 5 m – Lengths									
161-41103	<b>SBPE4D</b>	4.0	1.0	7.8	5.0	20.0	PE	Natural (NA)	5
161-41104	<b>SBPE4D</b>	4.0	1.0	7.8	5.0	20.0	PE	Black (BK)	5
161-41105	<b>SBPE4D</b>	4.0	1.0	7.8	5.0	20.0	PE	Grey (GY)	5
161-41203	<b>SBPE9D</b>	9.0	1.4	12.5	10.0	100.0	PE	Natural (NA)	5
161-41204	<b>SBPE9D</b>	9.0	1.4	12.5	10.0	100.0	PE	Black (BK)	5
161-41205	<b>SBPE9D</b>	9.0	1.4	12.5	10.0	100.0	PE	Grey (GY)	5

All dimensions in mm. Subject to technical changes.



### Spiral Binding SBPE, SBPEFR, SBPA, SBPAV0 and SBPTFE



Technical Table

Article-No.	Type	Ø D	Wall (WT)	Pitch (P)	Bundle Ø min.	Bundle Ø max.	Material	Colour	Pack Cont. (m)
<b>SBPE</b>									
161-41000	<b>SBPE1.5</b>	1.5	0.8	6.0	1.6	8.0	PE	Natural (NA)	30
161-41001	<b>SBPE1.5</b>	1.5	0.8	6.0	1.6	8.0	PE	Black (BK)	30
161-41002	<b>SBPE1.5</b>	1.5	0.8	6.0	1.6	8.0	PE	Grey (GY)	30
161-41100	<b>SBPE4</b>	4.0	1.0	7.8	5.0	20.0	PE	Natural (NA)	30
161-41101	<b>SBPE4</b>	4.0	1.0	7.8	5.0	20.0	PE	Black (BK)	30
161-41102	<b>SBPE4</b>	4.0	1.0	7.8	5.0	20.0	PE	Grey (GY)	30
161-41200	<b>SBPE9</b>	9.0	1.4	12.5	10.0	100.0	PE	Natural (NA)	30
161-41201	<b>SBPE9</b>	9.0	1.4	12.5	10.0	100.0	PE	Black (BK)	30
161-41202	<b>SBPE9</b>	9.0	1.4	12.5	10.0	100.0	PE	Grey (GY)	30
161-41300	<b>SBPE16</b>	16.0	1.6	16.0	20.0	150.0	PE	Natural (NA)	30
161-41301	<b>SBPE16</b>	16.0	1.6	16.0	20.0	150.0	PE	Black (BK)	30
161-41302	<b>SBPE16</b>	16.0	1.6	16.0	20.0	150.0	PE	Grey (GY)	30
<b>SBPEFR</b>									
161-43000	<b>SBPEFR1.5</b>	1.5	0.8	6.0	1.6	8.0	PEFR	White (WH)	30
161-43001	<b>SBPEFR1.5</b>	1.5	0.8	6.0	1.6	8.0	PEFR	Black (BK)	30
161-43100	<b>SBPEFR4</b>	4.0	1.0	7.8	5.0	20.0	PEFR	White (WH)	30
161-43101	<b>SBPEFR4</b>	4.0	1.0	7.8	5.0	20.0	PEFR	Black (BK)	30
161-43200	<b>SBPEFR9</b>	9.0	1.4	12.5	10.0	100.0	PEFR	White (WH)	30
161-43201	<b>SBPEFR9</b>	9.0	1.4	12.5	10.0	100.0	PEFR	Black (BK)	30
161-43300	<b>SBPEFR16</b>	16.0	1.6	16.0	20.0	150.0	PEFR	White (WH)	30
161-43301	<b>SBPEFR16</b>	16.0	1.6	16.0	20.0	150.0	PEFR	Black (BK)	30
<b>SBPA</b>									
161-42000	<b>SBPA1.5</b>	1.5	0.4	6.0	1.6	8.0	PA6	Natural (NA)	30
161-42100	<b>SBPA4</b>	4.0	0.6	7.8	5.0	20.0	PA6	Natural (NA)	30
161-42200	<b>SBPA9</b>	9.0	1.0	12.5	10.0	100.0	PA6	Natural (NA)	30
161-42300	<b>SBPA16</b>	16.0	1.2	16.0	20.0	150.0	PA6	Natural (NA)	30
<b>SBPAV0</b>									
161-44000	<b>SBPAV01.5</b>	1.5	0.4	6.0	1.6	8.0	PA6V0	Black (BK)	30
161-44100	<b>SBPAV04</b>	4.0	0.6	7.8	5.0	20.0	PA6V0	Black (BK)	30
161-44200	<b>SBPAV09</b>	9.0	1.0	12.5	10.0	100.0	PA6V0	Black (BK)	30
161-44300	<b>SBPAV016</b>	16.0	1.2	16.0	20.0	150.0	PA6V0	Black (BK)	30
<b>SBPTFE</b>									
161-45000	<b>SBPTFE1.5</b>	1.5	0.5	6.0	1.6	8.0	PTFE	Natural (NA)	5
161-45100	<b>SBPTFE4</b>	4.0	0.7	7.8	5.0	20.0	PTFE	Natural (NA)	5
161-45200	<b>SBPTFE9</b>	9.0	1.0	12.5	10.0	100.0	PTFE	Natural (NA)	5

All dimensions in mm. Subject to technical changes.