THIS DRAWING IS UNPUBLISHED. RELEASED FOR PUBLICATION -,- .
© COPYRIGHT - BY TYCO ELECTRONICS CORPORATION. ALL RIGHTS RESERVED.

LOC	DIST
AD	00

REVISIONS

P	LTR	DESCRIPTION	DATE	DWN	APVD
	E	ECO-06-004254	19JUL06	BSV	MS

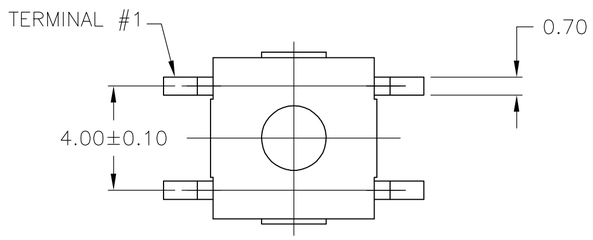

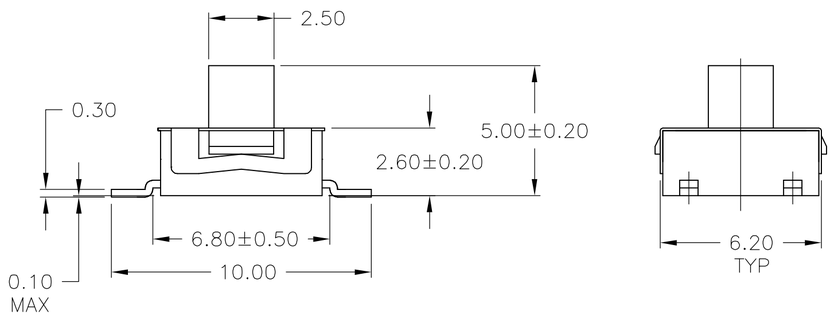

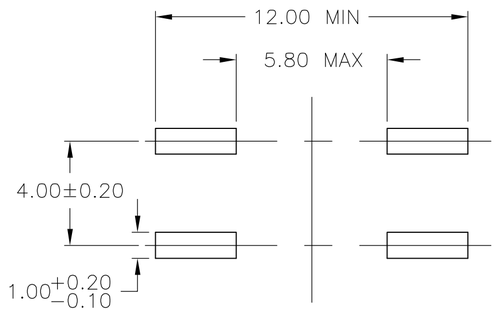

RECOMMENDED PC BOARD LAYOUT

SPECIFICATIONS:

MATERIALS:
CASE. PPS, UL94V-0, BROWN
COVER, STAINLESS STEEL
ACTUATOR, SILICON RUBBER- WHITE/NATURAL
MOVING CONTACT, STAINLESS STEEL, PLATE-SILVER CLAD/NICKEL
FIXED CONTACT/TERMINAL, COPPER ALLOY, PLATE-SILVER/NICKEL

ELECTRICAL:
CONTACT RATING, 50MA@12VDC, PER EIA-448, METHOD 6
MIN CONTACT RATING, 1 MILLIAMP @ 20 MILLIVOLTS
INITIAL CONTACT RESISTANCE, 100 MILLIOHMS MAX, PER EIA-364-23B, EACH POSITION
INSULATION RESISTANCE, 100 MEGOHM MIN. PER EIA-364-21C EACH POSITION
DIELECTRIC STRENGTH, 250 V AC FOR 1 MINUTE, PER EIA-364-20B, CONDITION 1, EACH POSITION.
CONTACT BOUNCE, 10 MILLISECOND MAX, PER EIA 448-1B, METHOD 15

MECHANICAL:
ACTUATION FORCE, SEE TABLE
ACTUATION TRAVEL, .015 +/-.005, .050 MAX. OVER TRAVEL
LIFE EXPECTANCY, SEE TABLE, VALUES GIVEN ARE MINIMUM, (2 CYCLES PER SECOND AND 150% ACTUATION FORCE), PER EIA-448 METHODS 8 AND 9
VIBRATION, PER EIA 364-28D, CONDITION VII, LEVEL E, DURATION 1.5 HOURS
MECHANICAL SHOCK, PER EIA-364-27C, CONDITION A

ENVIRONMENTAL:
OPERATING TEMPERATURE, -40 TO +85 DEGREES C, PER EIA-448, METHOD 10 (2 CYCLES PER SECOND)
STORAGE TEMPERATURE, -40 TO +85 DEGREES C
HUMIDITY AND TEMPERATURE CYCLING PER EIA-364-31B, METHOD III
THERMAL SHOCK, PER EIA-364-32C, -40 TO +85 DEGREES C
SOLDERABILITY, PER EIA-364-52, CLASS 2, CATEGORY 1, TEMP, 245 DEGREES C MAX, TIME, 2.5 SECONDS MAX, 95% MINIMUM COVERAGE
RESISTANCE TO SOLDER HEAT, PER EIA-364-56A, PROCEDURE 4 & 5, LEVEL 3
NO CHANGE IN INITIAL ELECTRICAL AND MECHANICAL CHARACTERISTICS
SEALED PER EIA RS-448-2, METHOD 16, FLUXING- METHOD B, SOLDERING TIME- METHOD 3, CLEANING- METHOD 3, SOLUTION 4
SWITCH WILL PASS EXTENDED LIFE COMPRESSION TEST (SIMULATING 10 YEARS COMPRESSED AT MAX TRAVEL), REFERENCE TYCO 109-1098 SPECIFICATION. 1 SECOND MAX RELEASE AFTER TEST

1571634

()-INDICATES MOMENTARY POSITION

CIRCUIT CHARACTERISTICS

CONTACT POSITION		CIRCUIT DIAGRAM
		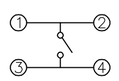
OFF	(ON) 1-3 2-4	

SUPPLIER P/N	PACKAGING	CYCLE LIFE	FORCE	PART NUMBER
JTP1260HEM	TAPE & REEL	5,000,000	160+/-50g	1571634-2
JTP1260H	-	5,000,000	160+/-50g	1571634-1

THIS DRAWING IS A CONTROLLED DOCUMENT.

DIMENSIONS: mm

TOLERANCES UNLESS OTHERWISE SPECIFIED:
0 PLC ± -
1 PLC ± -
2 PLC ± 0.30
3 PLC ± -
4 PLC ± -
ANGLES ± -

MATERIAL: SEE SPECIFICATIONS
FINISH: SEE SPECIFICATIONS

DWN R.BROWN 28JUL03
CHK M.SERVER 28JUL03
APVD M.SERVER
PRODUCT SPEC —
APPLICATION SPEC —
WEIGHT —

tyco Electronics
Tyco Electronics Corporation
Harrisburg, Pa 17105-3608

NAME
TACTICLE SWITCH 6X6 mm
LOW PROFILE, SURFACE MOUNT W/SOFT BUTTON

SIZE	CAGE CODE	DRAWING NO	RESTRICTED TO
A2	00779	C-1571634	—

CUSTOMER DRAWING | SCALE 6:1 | SHEET 1 OF 1 | REV E