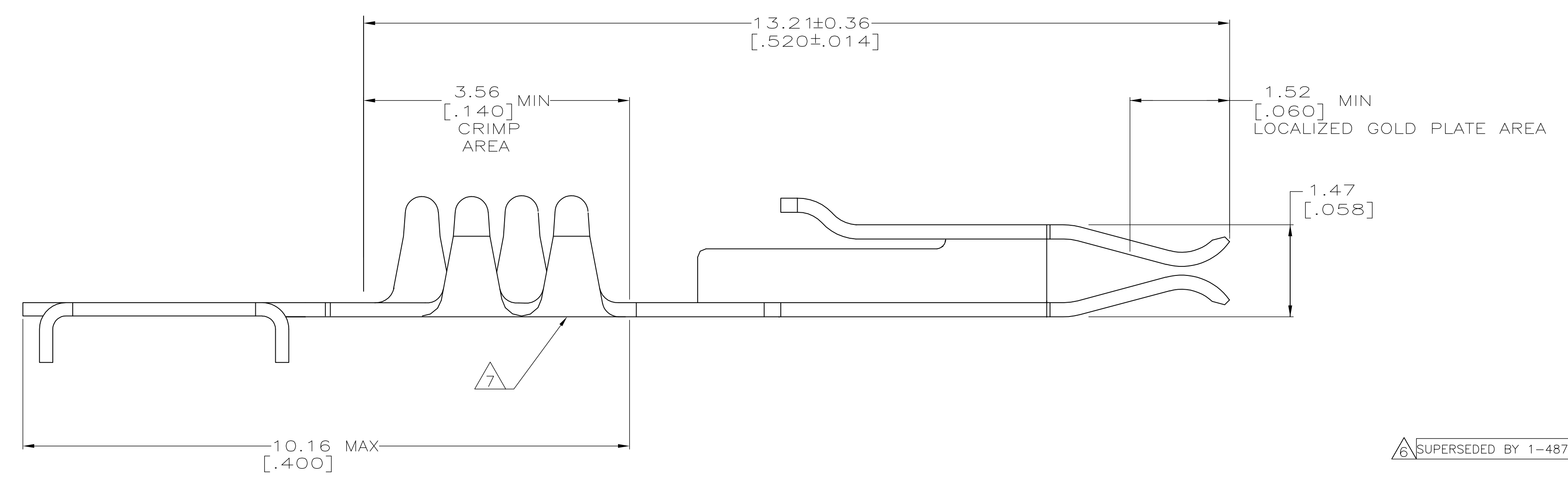
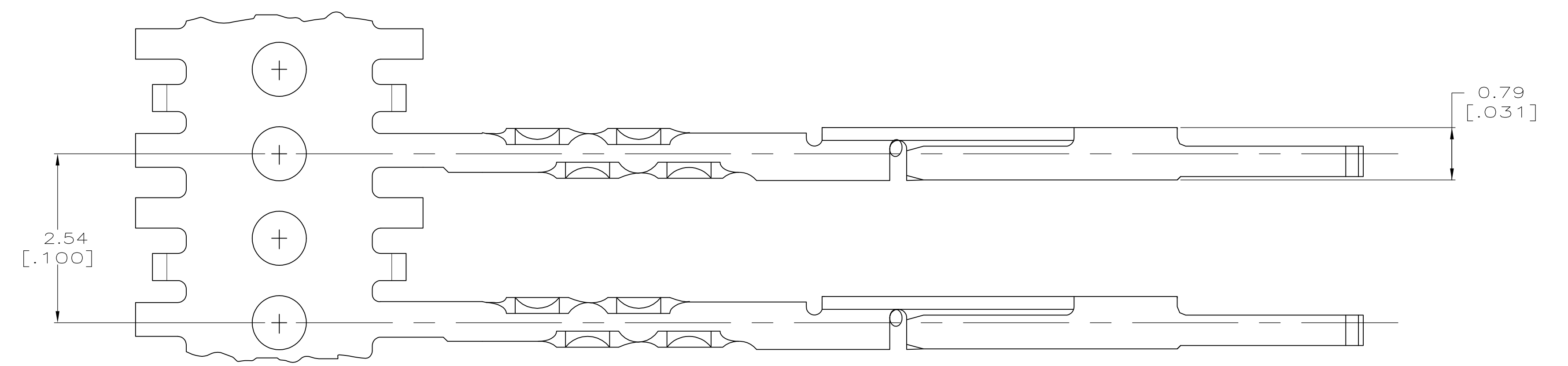
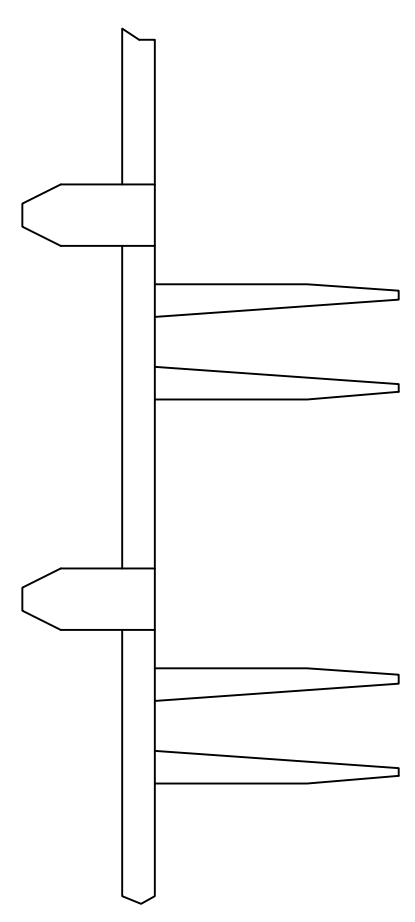


LOC		DIST		REVISIONS			
GP	00	REV	DATE	BY	CHK	APPV	
R	REVISED PER ECO-11-006941		28JUL2011	CJV	CWR		

- ⚠ 0.76μm[.000030] MIN GOLD ON LOCALIZED GOLD PLATE AREA, 2.54μm[.000100] MIN TIN-LEAD ON CRIMP AREA, BOTH OVER 1.27μm[.000050] MIN NICKEL ON ENTIRE CONTACT,
-OR-
GOLD FLASH OVER PALLADIUM-NICKEL, 0.76μm[.000030] MIN TOTAL THK ON LOCALIZED GOLD PLATE AREA, 2.54μm[.000100] MIN TIN-LEAD ON CRIMP AREA, BOTH OVER 1.27μm[.000050] MIN THK NICKEL UNDERPLATE ON ENTIRE CONTACT.
- ⚠ 0.38μm[.000015] MIN GOLD ON LOCALIZED GOLD PLATE AREA, 2.54μm[.000100] MIN TIN-LEAD ON CRIMP AREA, BOTH OVER 1.27μm[.000050] MIN NICKEL ON ENTIRE CONTACT,
-OR-
GOLD FLASH OVER PALLADIUM-NICKEL, 0.38μm[.000015] MIN TOTAL THK ON LOCALIZED GOLD PLATE AREA, 2.54μm[.000100] MIN TIN-LEAD ON CRIMP AREA, BOTH OVER 1.27μm[.000050] MIN THK NICKEL UNDERPLATE ON ENTIRE CONTACT.
- 3. ACCEPTS 0.38±0.03[.015±.001] SQUARE POST, 3.18-8.89[.125-.350] LONG.
- ⚠ 0.76μm[.000030] MIN GOLD ON LOCALIZED GOLD PLATE AREA, GOLD FLASH IN CRIMP AREA, BOTH OVER 1.27μm[.000050] MIN NICKEL ON ENTIRE CONTACT,
-OR-
GOLD FLASH OVER PALLADIUM-NICKEL, 0.76μm[.000030] MIN TOTAL THK ON LOCALIZED GOLD PLATE AREA, GOLD FLASH IN CRIMP AREA, BOTH OVER 1.27μm[.000050] MIN THK NICKEL UNDERPLATE ON ENTIRE CONTACT.
- ⚠ 0.38μm[.000015] MIN GOLD ON LOCALIZED GOLD PLATE AREA, GOLD FLASH IN CRIMP AREA, BOTH OVER 1.27μm[.000050] MIN NICKEL ON ENTIRE CONTACT,
-OR-
GOLD FLASH OVER PALLADIUM-NICKEL, 0.38μm[.000015] MIN TOTAL THK ON LOCALIZED GOLD PLATE AREA, GOLD FLASH IN CRIMP AREA, BOTH OVER 1.27μm[.000050] MIN THK NICKEL UNDERPLATE ON ENTIRE CONTACT.
- ⚠ OBSOLETE PARTS: OBSOLETE CIS STREAMLINING PER D.RENAUD/D.SINISI
- ⚠ GOLD PLATING MAY OR MAY NOT BE PRESENT ON BOTTOM OF THE CRIMP BARREL.



7	5	1-487547-2
7	4	1-487547-1
2	1	487547-9
1		487547-1
FINISH		PART NUMBER

⚠ SUPERSEDED BY 1-487547-2

THIS DRAWING IS A CONTROLLED DOCUMENT.		DIN L.SIPE 05/05/92	TE Connectivity	
DIMENSIONS: mm [INCHES]		CHK R.STONE 5-13-92	CONTACT, RECEPTACLE, .050 C/L, FFC	
TOLERANCES UNLESS OTHERWISE SPECIFIED:		APVD -	PRODUCT SPEC 108-16022	
0. PLC ± -		NAME	APPLICATION SPEC 114-16008	
1. PLC ± -		SIZE	A1	
2. PLC ± 0.13 [.005]		SCALE	20:1	
3. PLC ± 0.013 [.0005]		WEIGHT	SHEET 1 OF 1	
4. PLC ANGLES ± -		RESTRICTED TO	REV R	
MATERIAL 0.216 [.0085] THICK PHOSPHOR BRONZE		FINISH SEE TABLE	CUSTOMER DRAWING	