

## Sensor/Actuator cable - SAC-4P-M8MR/ 1,5-542/M8 FR BK - 1406206

Please be informed that the data shown in this PDF Document is generated from our Online Catalog. Please find the complete data in the user's documentation. Our General Terms of Use for Downloads are valid (<http://phoenixcontact.com/download>)



Sensor/Actuator cable, 4-position, yellow RAL 1021, Plug angled M8, on Socket angled M8, Cable length: 1.5 m



### Key Commercial Data

Packing unit	1 pc
Weight per Piece (excluding packing)	75.0 g
Custom tariff number	85444290
Country of origin	United States

### Technical data

#### Dimensions

Length of cable	1.5 m
-----------------	-------

#### Ambient conditions

Ambient temperature (operation)	-25 °C ... 90 °C (Plug / socket)
Degree of protection	IP65
	IP67
	IP68

#### General

Rated current at 40°C	4 A
Rated voltage	30 V
Number of positions	4
Insulation resistance	≥ 100 MΩ
Coding	A - standard
Standards/regulations	M8 connector IEC 61076-2-104
Status display	No
Protective circuit/component	Unwired

## Sensor/Actuator cable - SAC-4P-M8MR/ 1,5-542/M8 FR BK - 1406206

### Technical data

#### General

Overvoltage category	II
Degree of pollution	3
Insertion/withdrawal cycles	≥ 100
Torque	0.2 Nm (M8 connectors)

#### Material

Flammability rating according to UL 94	HB
Contact material	CuSn
Contact surface material	Ni/Au
Contact carrier material	TPU GF
Material of grip body	TPU, hardly inflammable, self-extinguishing
Material, knurls	Zinc die-cast, nickel-plated
Sealing material	NBR

#### Standards and Regulations

Standard designation	M8 connector
Standards/regulations	IEC 61076-2-104
Flammability rating according to UL 94	HB

#### Cable

Cable type	PVC yellow 105 °C
Cable type (abbreviation)	542
UL AWM style	2517 (105°C/300 V)
AWG signal line	24
Core diameter including insulation	1.12 mm ±0.03 mm
Wire colors	brown, blue, black, white
Overall twist	4 wires, twisted
External sheath, color	yellow
External cable diameter D	4.4 mm ±0.2 mm
Minimum bending radius, flexible installation	8 x D
Cable weight	25 kg/km
Outer sheath, material	PVC
Material conductor insulation	PVC
Conductor material	Tin-plated Cu litz wires
Nominal voltage, cable	300 V
Other resistance	UV resistant
Ambient temperature (operation)	-30 °C ... 105 °C (cable, fixed installation)

# Sensor/Actuator cable - SAC-4P-M8MR/ 1,5-542/M8 FR BK - 1406206

## Classifications

### eCl@ss

eCl@ss 4.0	27060306
eCl@ss 4.1	27060306
eCl@ss 5.0	27061801
eCl@ss 5.1	27061801
eCl@ss 6.0	27061801
eCl@ss 7.0	27061801
eCl@ss 8.0	27279218

### ETIM

ETIM 3.0	EC001855
ETIM 4.0	EC001855
ETIM 5.0	EC001855

### UNSPSC

UNSPSC 6.01	31251501
UNSPSC 7.0901	31251501
UNSPSC 11	31251501
UNSPSC 12.01	31251501
UNSPSC 13.2	31251501

## Approvals

### Approvals

---

Approvals

UL Listed / cUL Listed / cULus Listed

---

Ex Approvals

---

Approvals submitted

---

Approval details

# Sensor/Actuator cable - SAC-4P-M8MR/ 1,5-542/M8 FR BK - 1406206

## Approvals

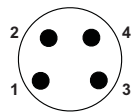
UL Listed	
Nominal current I <sub>N</sub>	4 A
Nominal voltage U <sub>N</sub>	125 V

cUL Listed	
Nominal current I <sub>N</sub>	4 A
Nominal voltage U <sub>N</sub>	125 V

cULus Listed	
--------------	--

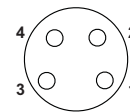
## Drawings

Schematic diagram



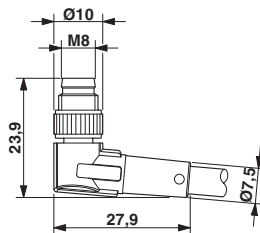
Pin assignment M8 plug, 4-pos., view male side

Schematic diagram



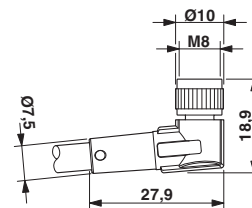
Pin assignment M8 socket, 4-pos., view female side

Dimensional drawing



M8 x 1 male plug, angled version


Dimensional drawing



Socket M8 x 1, angled

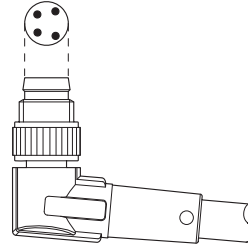
# Sensor/Actuator cable - SAC-4P-M8MR/ 1,5-542/M8 FR BK - 1406206

Circuit diagram



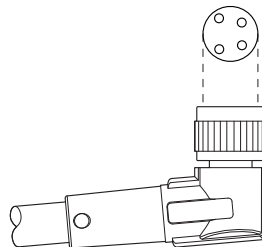
Contact assignment of M8 plugs/sockets

Schematic diagram



Layout of connector pin assignments

Schematic diagram



Layout of connector pin assignments